

US00D678404S

(12) **United States Design Patent**
Saito et al.

(10) **Patent No.:** **US D678,404 S**
(45) **Date of Patent:** **** Mar. 19, 2013**

(54) **INK RIBBON CARTRIDGE**

(75) Inventors: **Shinya Saito**, Tokyo (JP); **Hideyuki Konno**, Tokyo (JP); **Yoshifumi Igari**, Tokyo (JP)

(73) Assignee: **Oki Data Corporation**, Tokyo (JP)

(**) Term: **14 Years**

(21) Appl. No.: **29/389,993**

(22) Filed: **Apr. 19, 2011**

(30) **Foreign Application Priority Data**

Oct. 19, 2010 (JP) 2010-24974

(51) **LOC (9) Cl.** **18-02**

(52) **U.S. Cl.** **D18/56**

(58) **Field of Classification Search** D18/12,
D18/43, 56; 400/194-196, 207-208, 234,
400/235.1, 247; 360/132

See application file for complete search history.

(56) **References Cited**

U.S. PATENT DOCUMENTS

D275,499 S * 9/1984 Akazawa D18/56
D280,210 S * 8/1985 Ledoux D18/56

4,650,355 A * 3/1987 Cassiano et al. 400/208
4,738,554 A * 4/1988 Tajima 400/208
D307,438 S * 4/1990 Kodama D18/12
D318,682 S * 7/1991 Gokita D18/56
D319,837 S * 9/1991 Urawa D18/12
5,478,160 A * 12/1995 Radcliffe 400/195
D547,363 S * 7/2007 Kumazaki et al. D18/12
D583,856 S * 12/2008 Mizuno et al. D18/12
2010/0221053 A1 * 9/2010 Zhao et al. 400/207

* cited by examiner

Primary Examiner — Cathy A MacCormac

(74) *Attorney, Agent, or Firm* — Ladas & Parry LLP

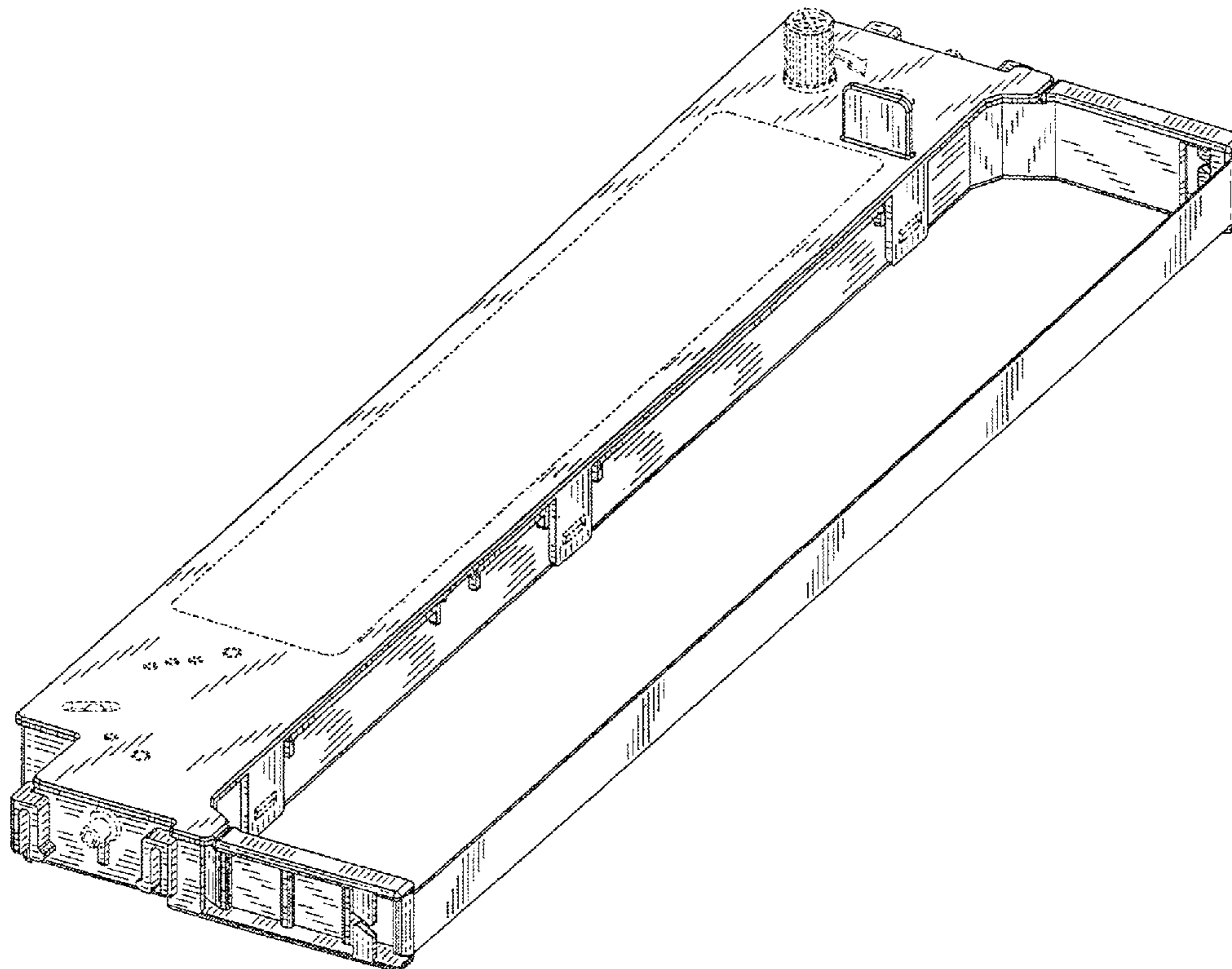
(57) **CLAIM**

We claim the ornamental design for a ink ribbon cartridge, as shown.

DESCRIPTION

FIG. 1 is a top perspective view of an ink ribbon cartridge of our new design;
FIG. 2 is a bottom perspective view thereof;
FIG. 3 is a front elevational view thereof;
FIG. 4 is a rear elevational view thereof;
FIG. 5 is a top plan view thereof;
FIG. 6 is a bottom plan view;
FIG. 7 is a right-side elevational view thereof; and,
FIG. 8 is a left side elevational view thereof.

1 Claim, 6 Drawing Sheets



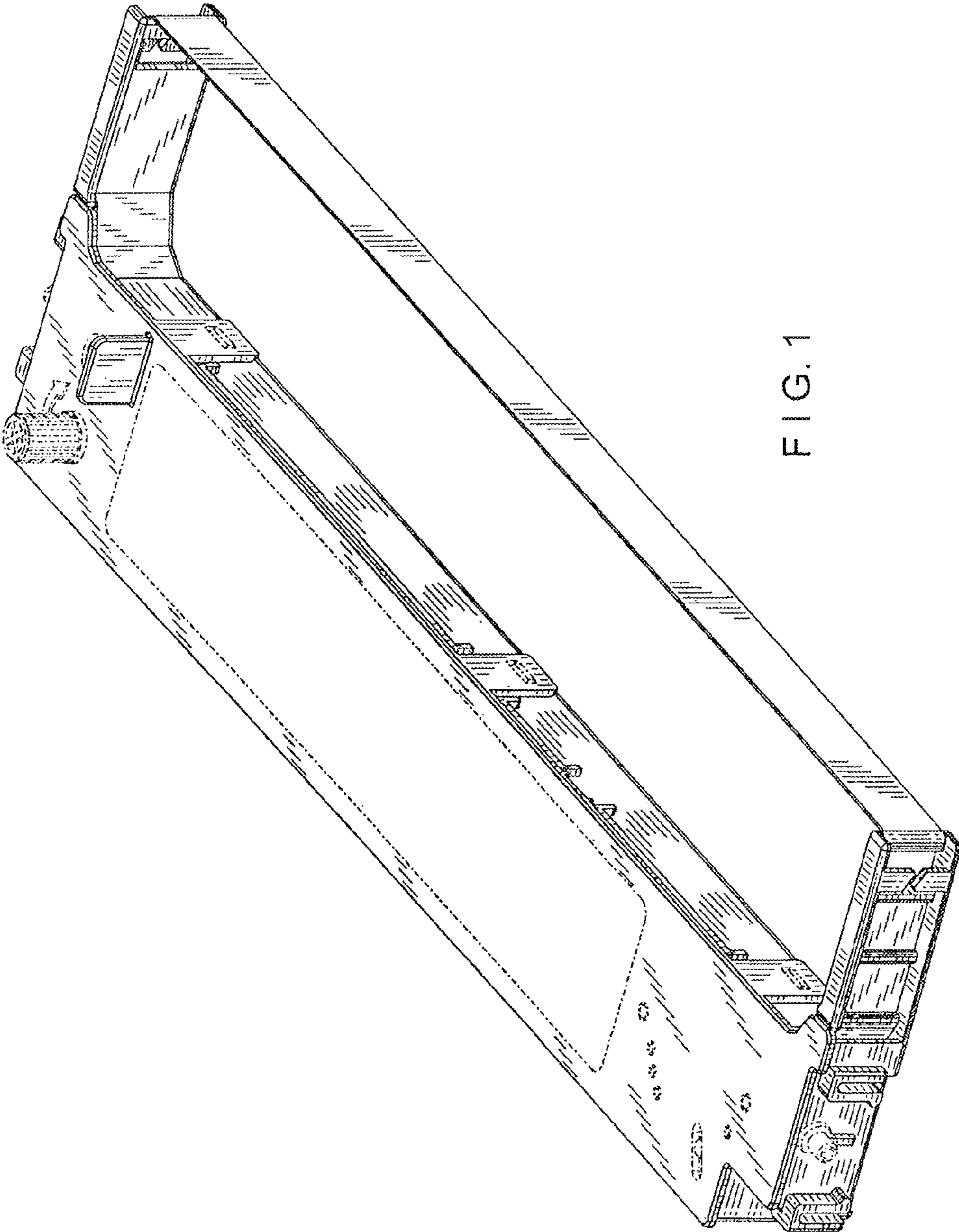


FIG. 1

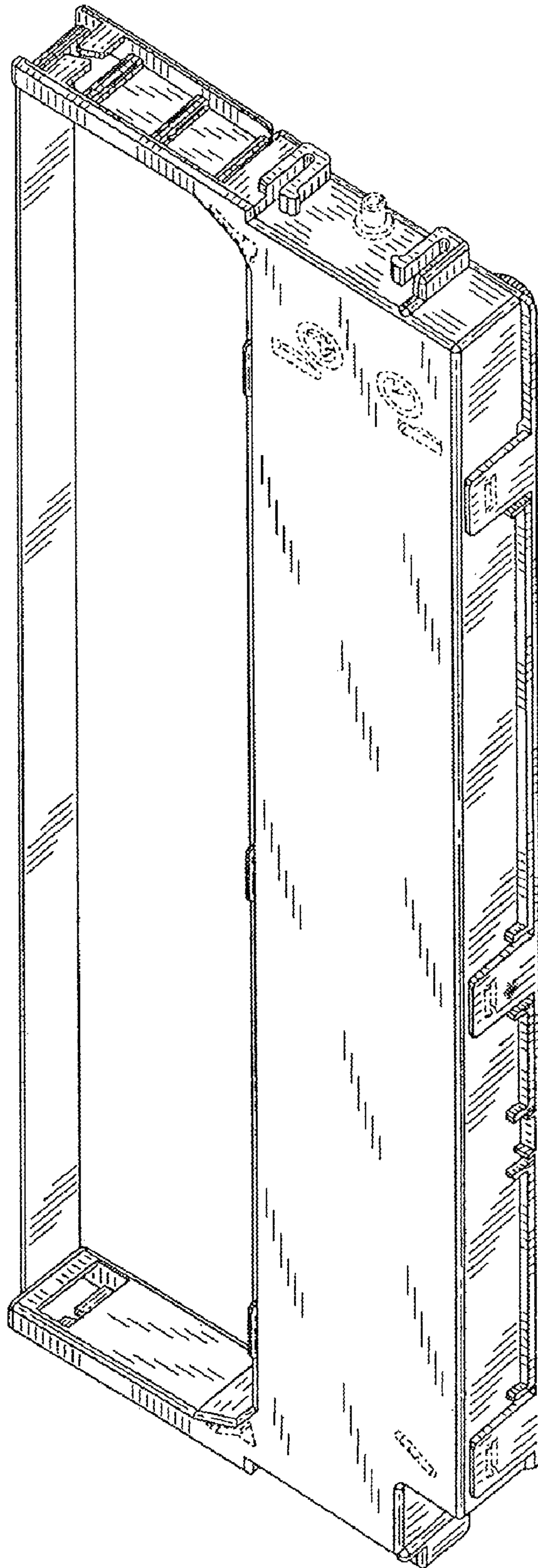


FIG. 2

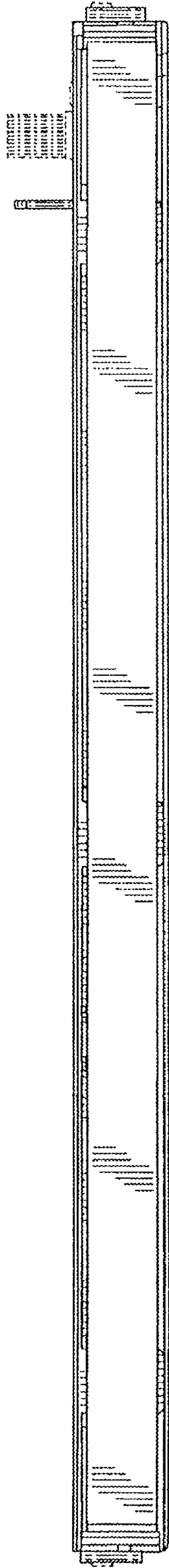


FIG. 3

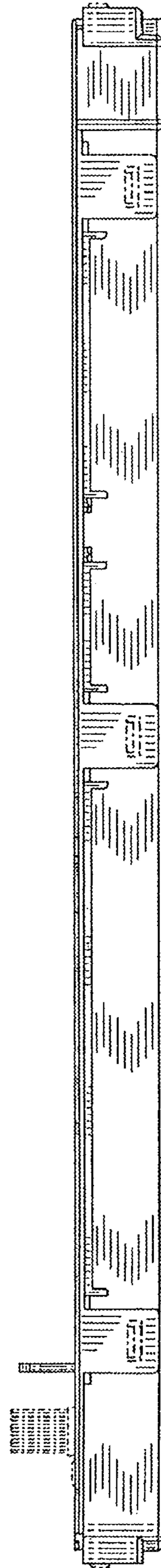


FIG. 4




FIG. 5




FIG. 6

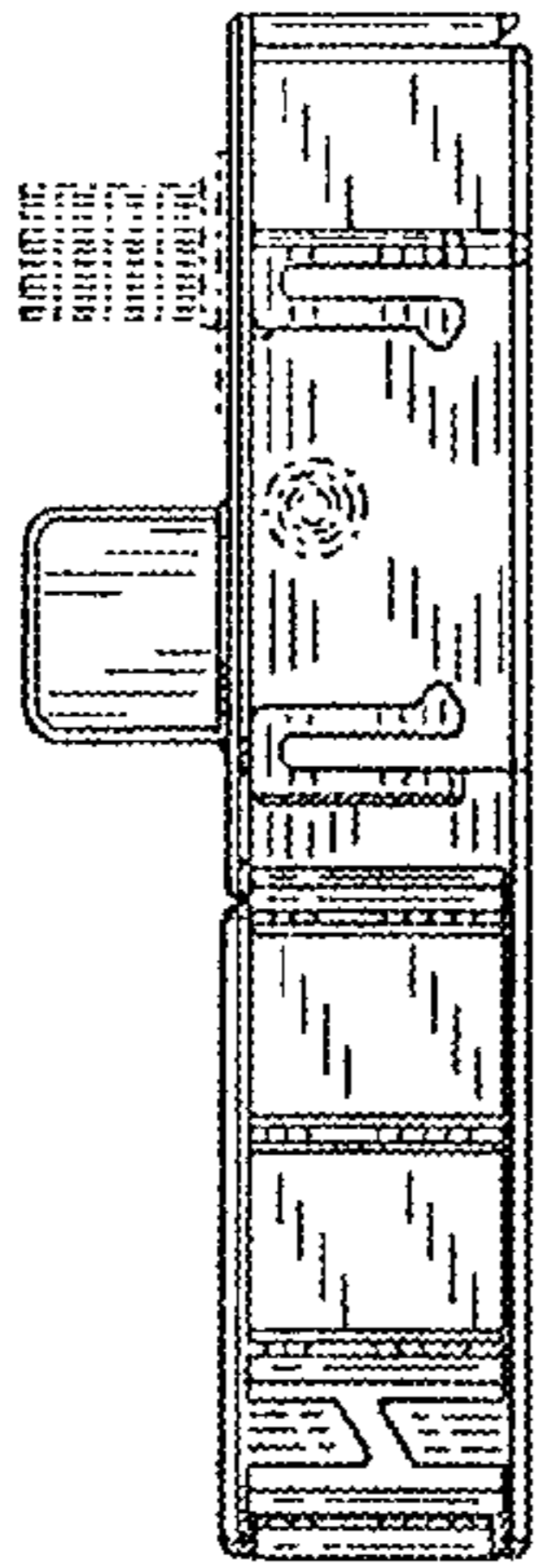


FIG. 7

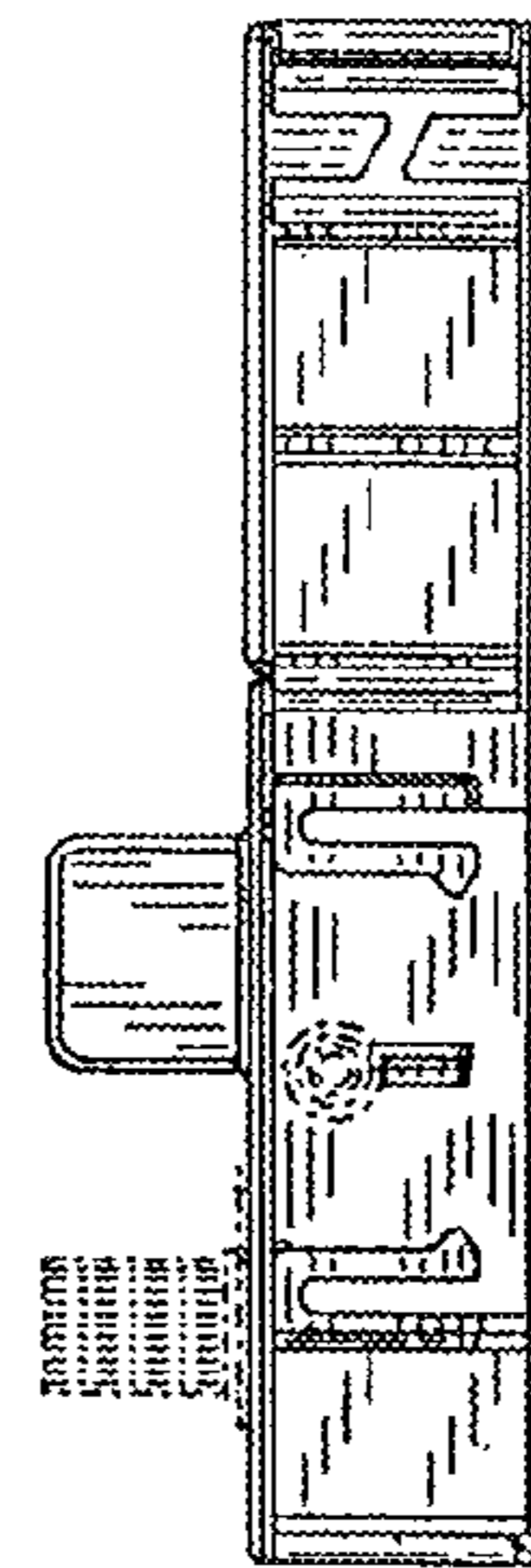


FIG. 8