



US00D678391S

(12) **United States Design Patent**
Versace

(10) **Patent No.:** **US D678,391 S**
(45) **Date of Patent:** **** Mar. 19, 2013**

(54) **BAROQUE ARMS FOR EYEGLASSES**

D374,883 S * 10/1996 Luzlbauer D16/321
D397,712 S * 9/1998 Simioni D16/321
D547,359 S * 7/2007 Krakoff et al. D16/323

(75) Inventor: **Donatella Versace**, Milan (IT)

* cited by examiner

(73) Assignee: **Gianni Versace S.p.A.**, Milan (IT)

Primary Examiner — Raphael Barkai

(**) Term: **14 Years**

(74) *Attorney, Agent, or Firm* — Dickstein Shapiro LLP

(21) Appl. No.: **29/426,627**

(22) Filed: **Jul. 9, 2012**

(57) **CLAIM**

The ornamental design for baroque arms for eyeglasses, as shown and described.

(30) **Foreign Application Priority Data**

DESCRIPTION

Jan. 17, 2012 (EM) 001976796

(51) **LOC (9) Cl.** **16-06**

(52) **U.S. Cl.** **D16/335; D16/323**

(58) **Field of Classification Search** D16/101,
D16/300–342, 900; D29/109–110; D24/110.2;
351/41, 44, 51–52, 62, 158, 92, 103–123,
351/140, 153, 45–46; 2/426–432, 447–449,
2/441, 434–437, 13, 15; D21/483, 659–661;
D14/372; D11/101, 136, 160

See application file for complete search history.

FIG. 1 is a front, left-side and top perspective view of the left arm of the baroque arms for eyeglasses, showing the new design;

FIG. 2 is a front elevational view thereof;

FIG. 3 is a back view thereof;

FIG. 4 is a left side view thereof;

FIG. 5 is a right side view thereof;

FIG. 6 is a top view thereof; and,

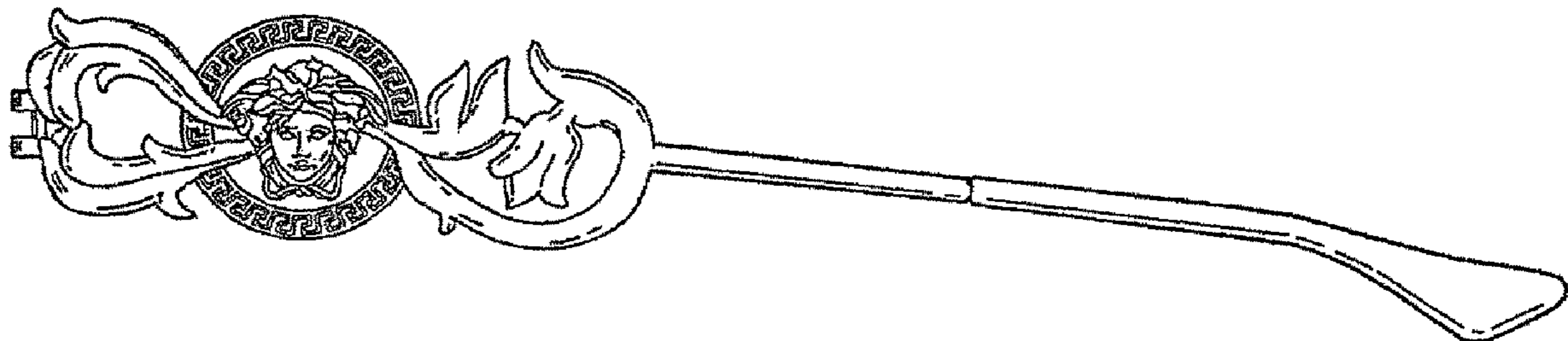
FIG. 7 is a bottom view thereof, and the right arm of the baroque arms for eyeglasses is symmetrical with the left arm, such that the right and left side views of the right arm are mirror images of the left and right side views of the left arm, respectively, and the top, bottom, front and back views of the right arm are mirror images of the top, bottom, front and back views of the left arm, respectively.

(56) **References Cited**

U.S. PATENT DOCUMENTS

D22,151 S * 1/1893 Witteck D11/101
D59,187 S * 10/1921 Casey D11/160
D159,878 S * 8/1950 Whiting D11/101
4,665,598 A * 5/1987 Murai et al. 351/51

1 Claim, 7 Drawing Sheets



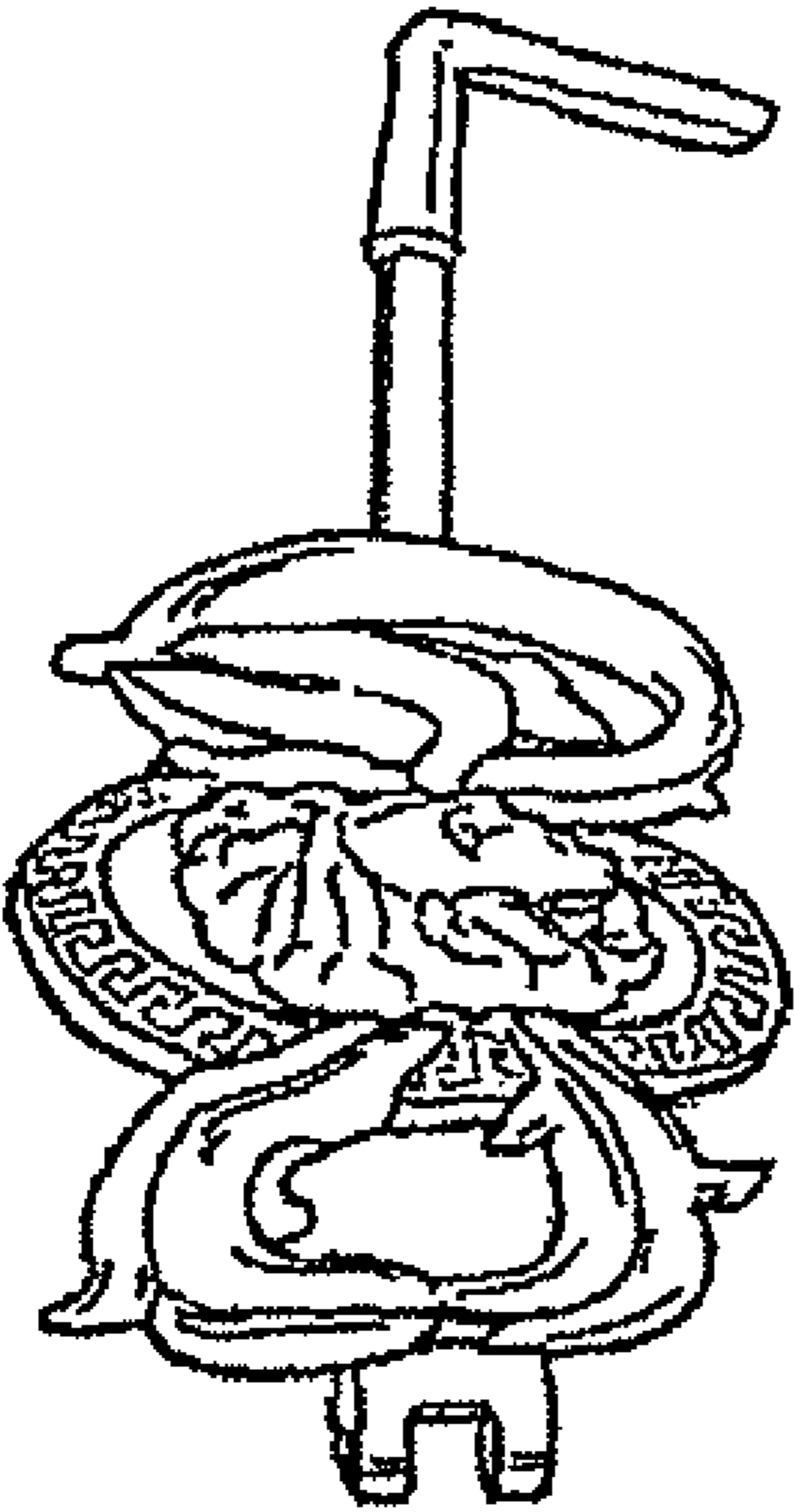


FIG. 1

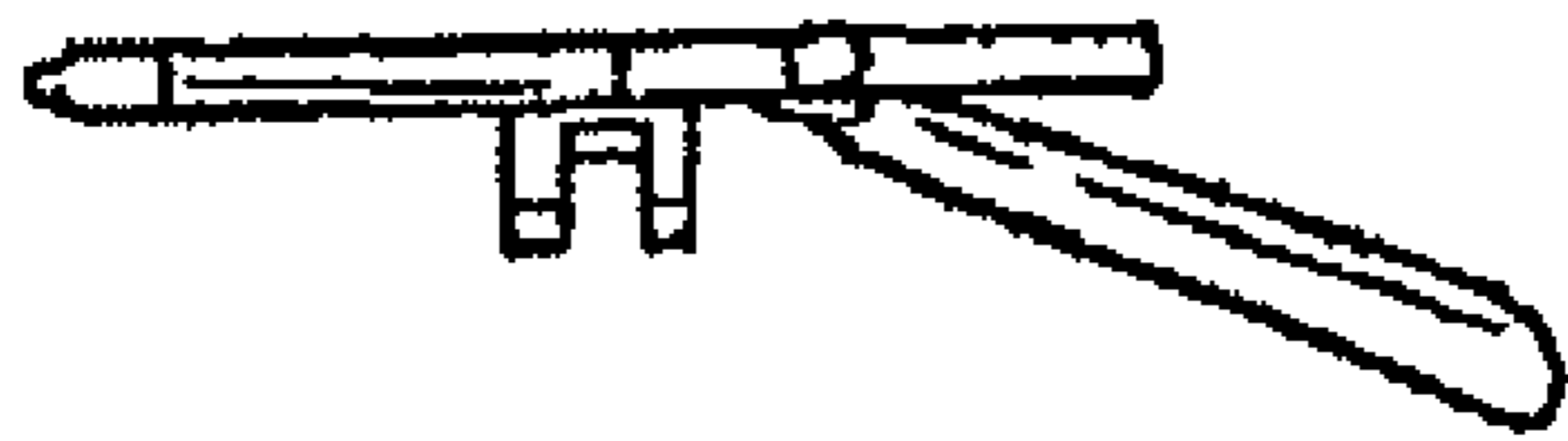


FIG. 2



FIG. 3

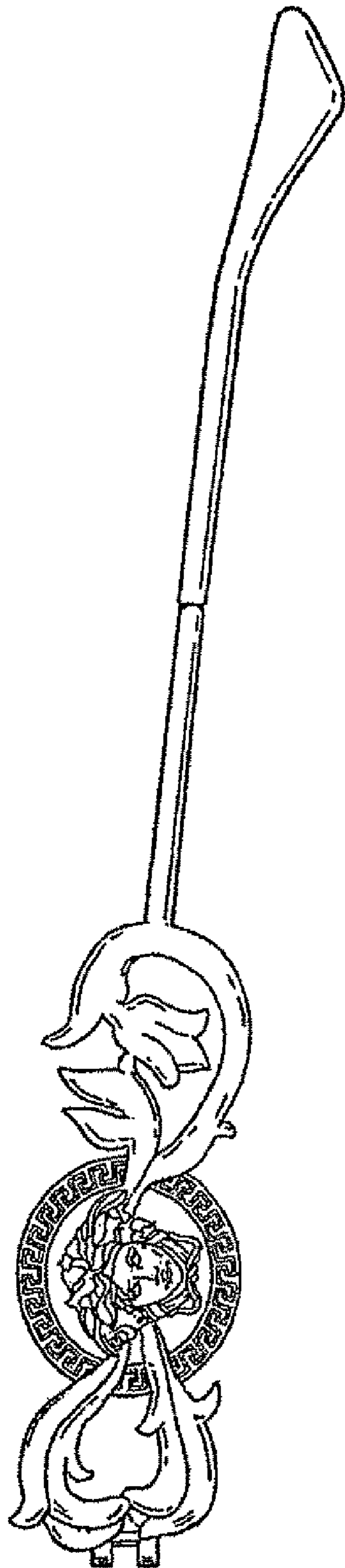


FIG. 4

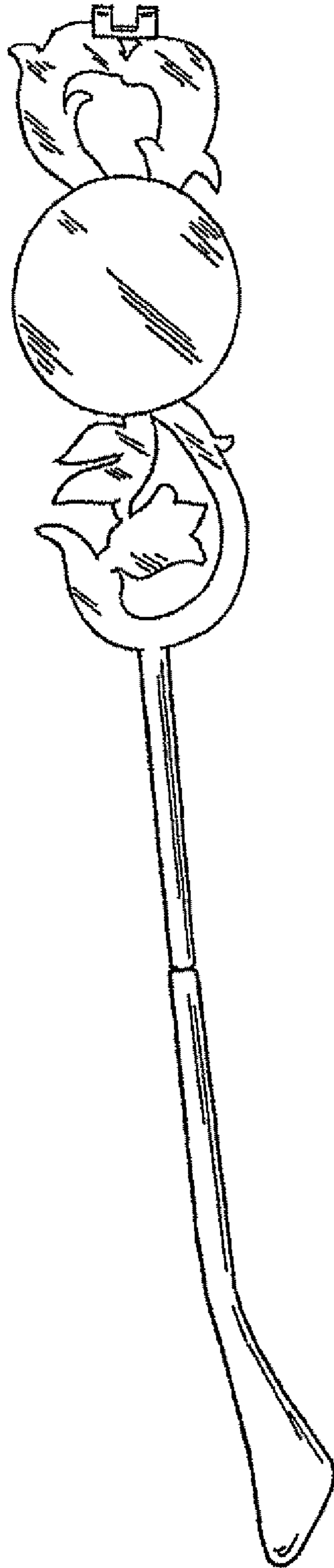


FIG. 5




FIG. 6




FIG. 7