



US00D678375S

(12) **United States Design Patent**
Abrams, Jr. et al.

(10) **Patent No.:** **US D678,375 S**
(45) **Date of Patent:** **** Mar. 19, 2013**

(54) **BIN FOR AUTOMATED PHARMACY MACHINE**

(75) Inventors: **George Raymond Abrams, Jr.**, Cary, NC (US); **Matthew P. Daniels**, Pittsboro, NC (US); **Bradley Kenneth Smith**, Cary, NC (US); **Timothy Ulm**, Raleigh, NC (US)

(73) Assignee: **Parata Systems, LLC**, Durham, NC (US)

(**) Term: **14 Years**

(21) Appl. No.: **29/397,225**

(22) Filed: **Jul. 13, 2011**

(51) **LOC (9) Cl.** **15-99**

(52) **U.S. Cl.** **D15/145**

(58) **Field of Classification Search** D6/436, D6/441, 445, 446, 448, 455, 561; D15/145, D15/199; D20/4, 5; 7/1.79; 40/1; 53/131.4, 53/167, 202, 279, 284.5, 284.7, 370.7, 370.9, 53/381.1, 426, 550, 563, 565; 62/115; 221/13, 221/186; 235/462.01; 261/119.1, 109; 403/373; 414/80, 225.01; 493/184; 700/213, 214, 700/231, 232

See application file for complete search history.

(56) **References Cited**

U.S. PATENT DOCUMENTS

D641,362	S *	7/2011	Dublin	D14/356
8,113,492	B2 *	2/2012	Cora et al.	261/119.1
8,244,398	B2 *	8/2012	Rivenbark et al.	700/213
2009/0272757	A1 *	11/2009	Rivenbark et al.	221/186
2011/0132066	A1 *	6/2011	Uebel et al.	73/1.79
2011/0305545	A1 *	12/2011	Davis et al.	414/225.01

* cited by examiner

Primary Examiner — Patricia Palasik

(74) *Attorney, Agent, or Firm* — Myers Bigel Sibley and Sajovec

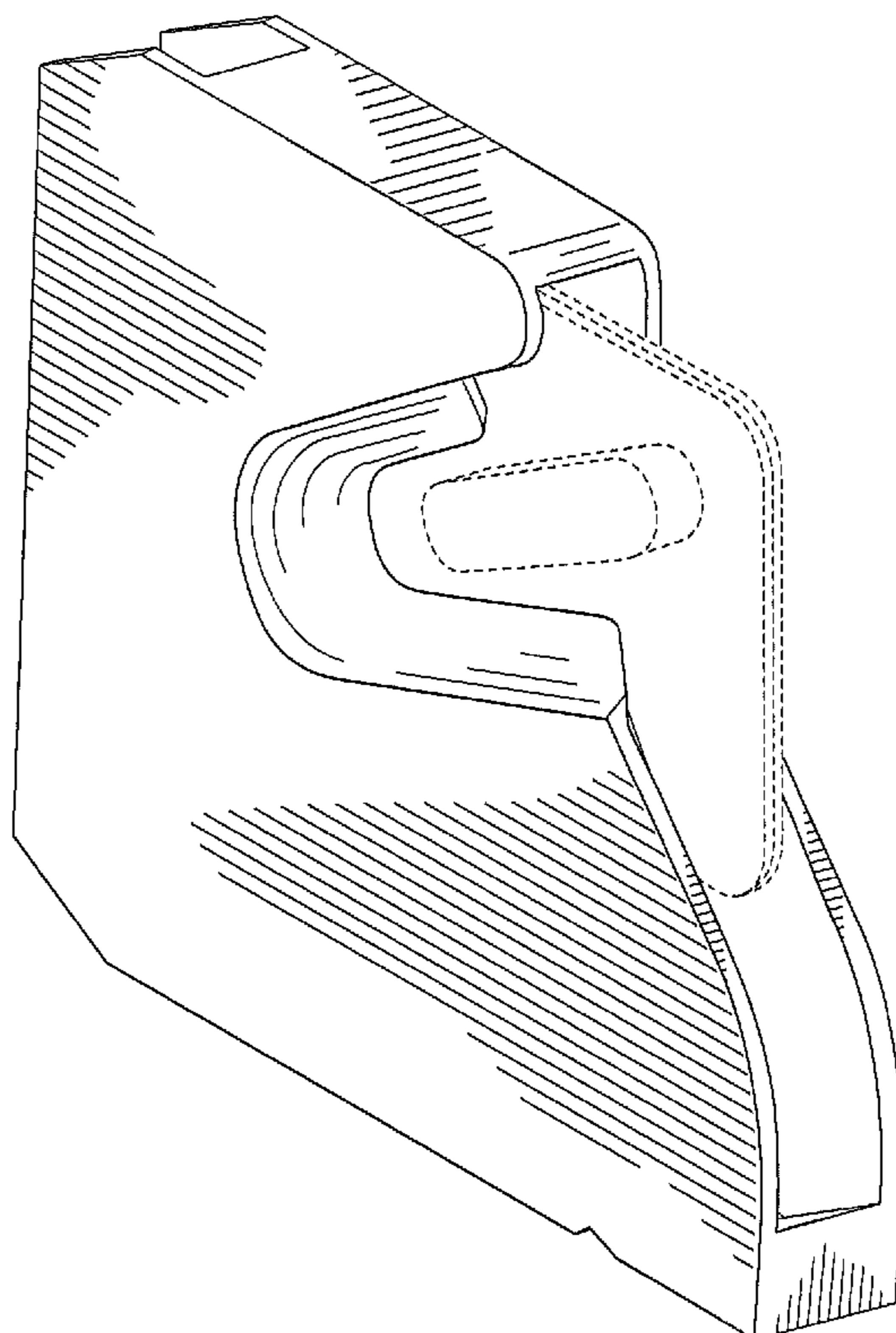
(57) **CLAIM**

The ornamental design for a bin for automated pharmacy machine, as shown and described.

DESCRIPTION

FIG. 1 is a front perspective view of a bin for automated pharmacy machine showing our design; FIG. 2 is a left side view of the bin for automated pharmacy machine of FIG. 1; FIG. 3 is a right side view thereof; FIG. 4 is a front view thereof; FIG. 5 is a rear view thereof; FIG. 6 is a top view thereof; FIG. 7 is a bottom view thereof; and, FIG. 8 is a perspective view thereof showing the insertion of a “blister pack” pharmaceutical package into the bin. The broken lines shown herein are for illustrative purposes only and form no part of the claimed design. The illustrated device is not limited to the scale shown.

1 Claim, 6 Drawing Sheets



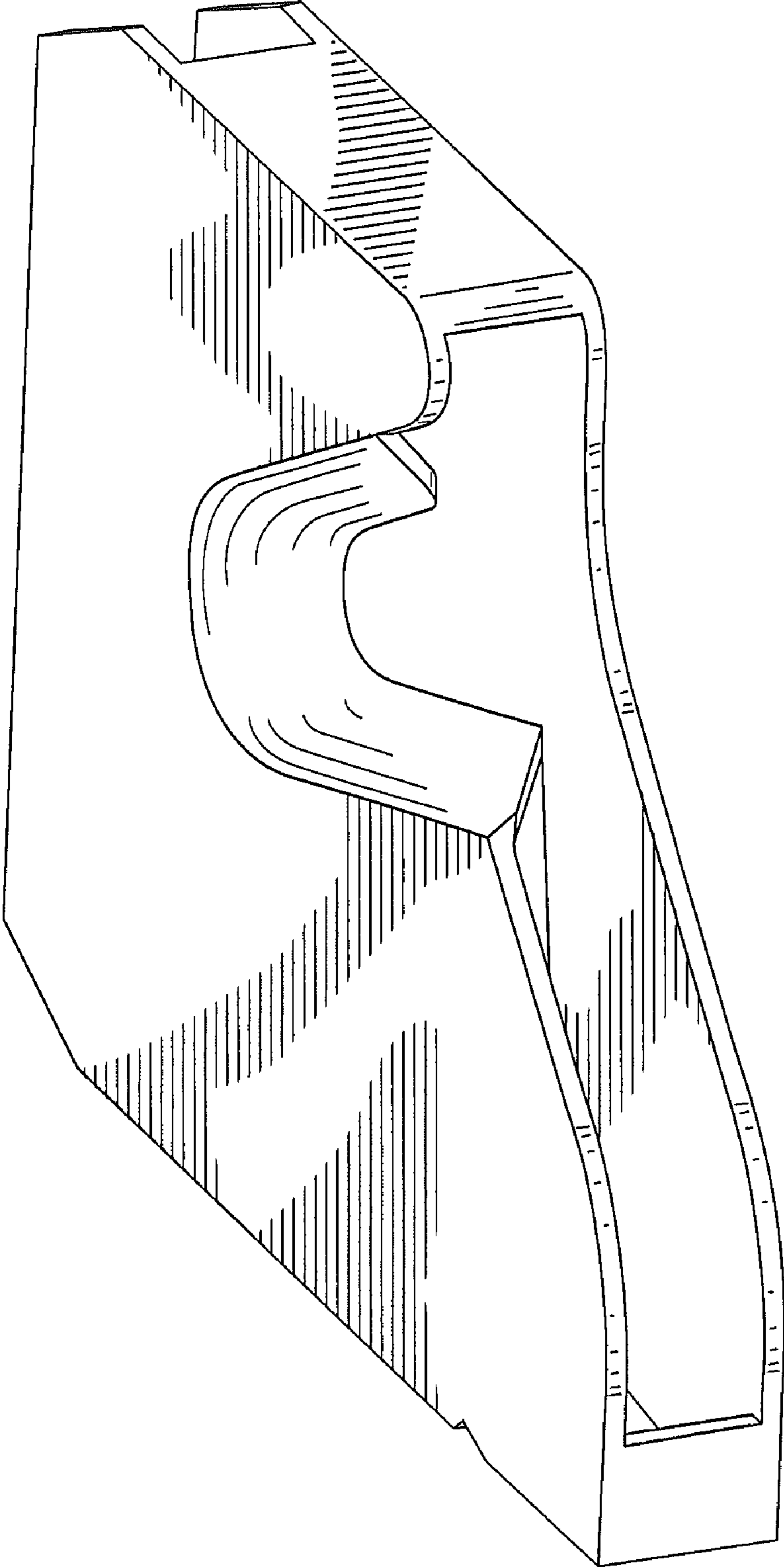


FIG. 1

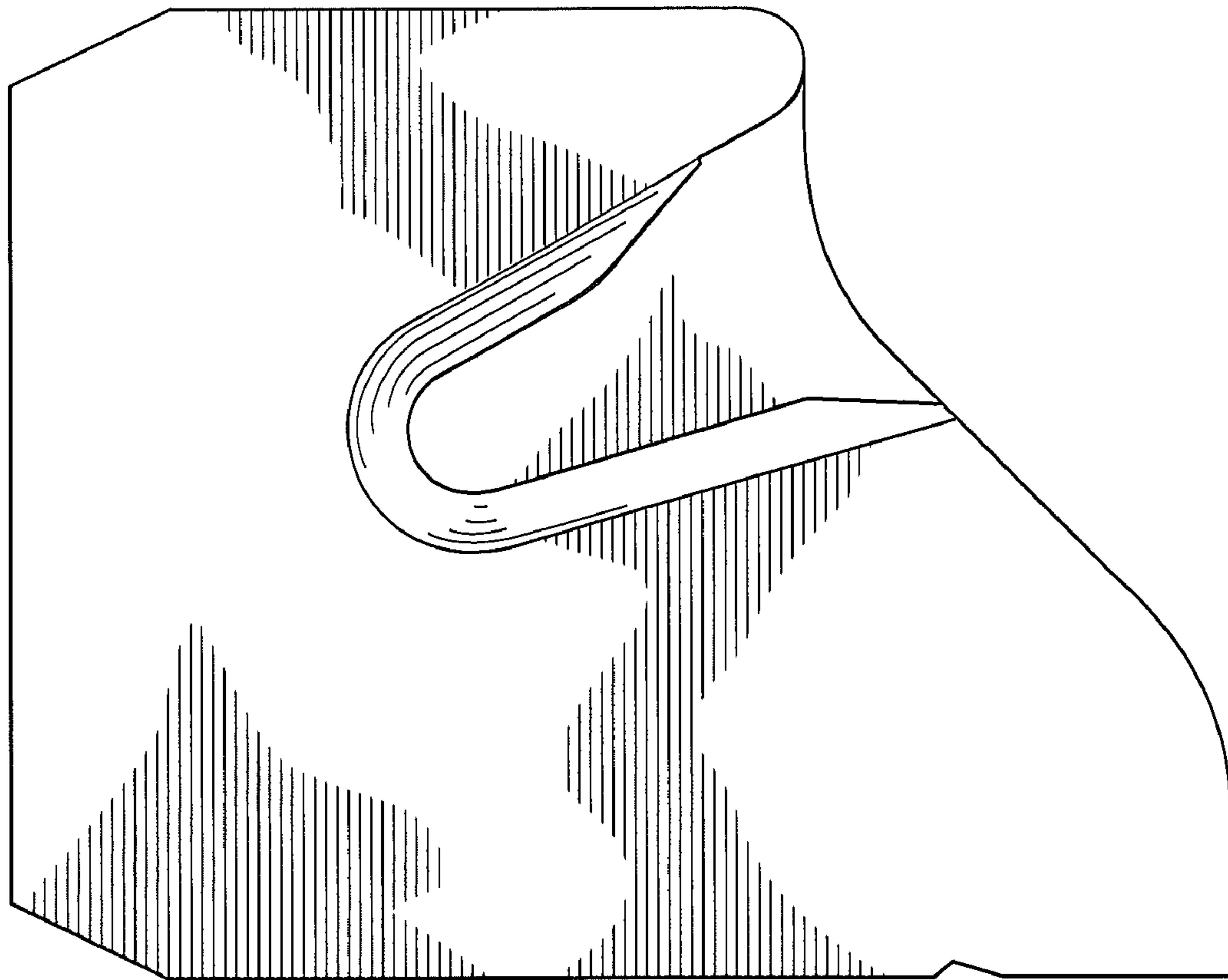


FIG. 2

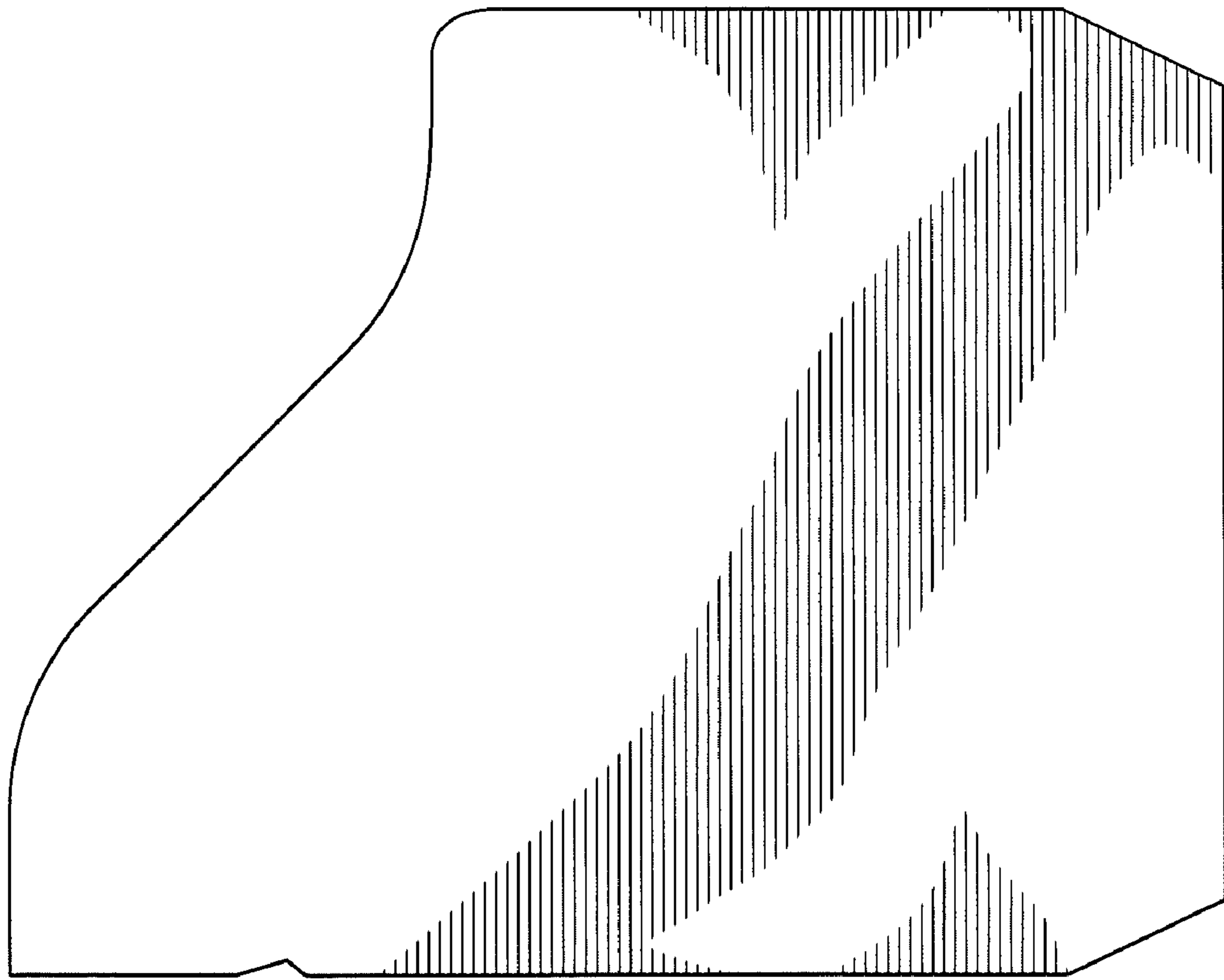


FIG. 3

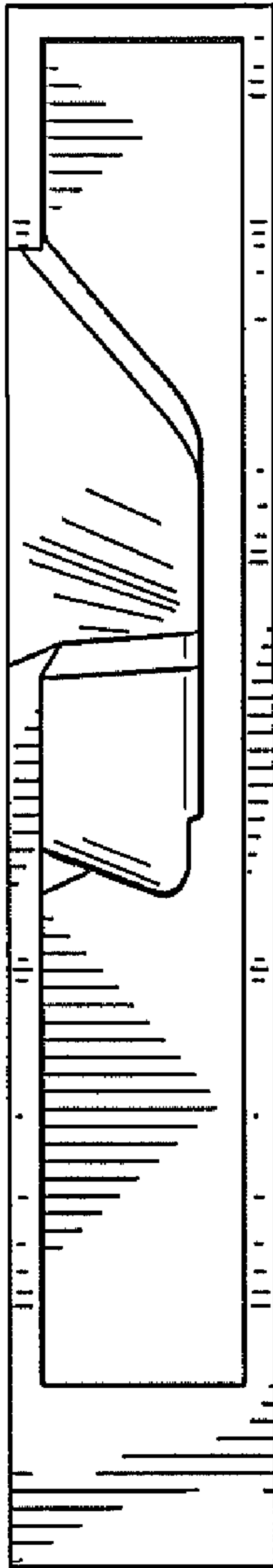


FIG. 4




FIG. 5

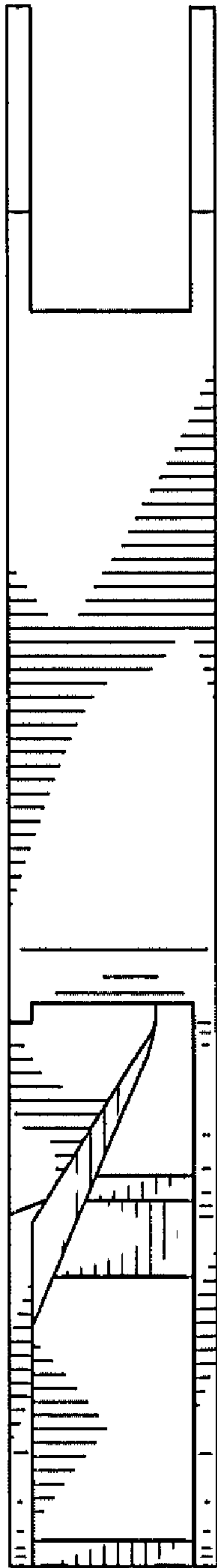


FIG. 6




FIG. 7

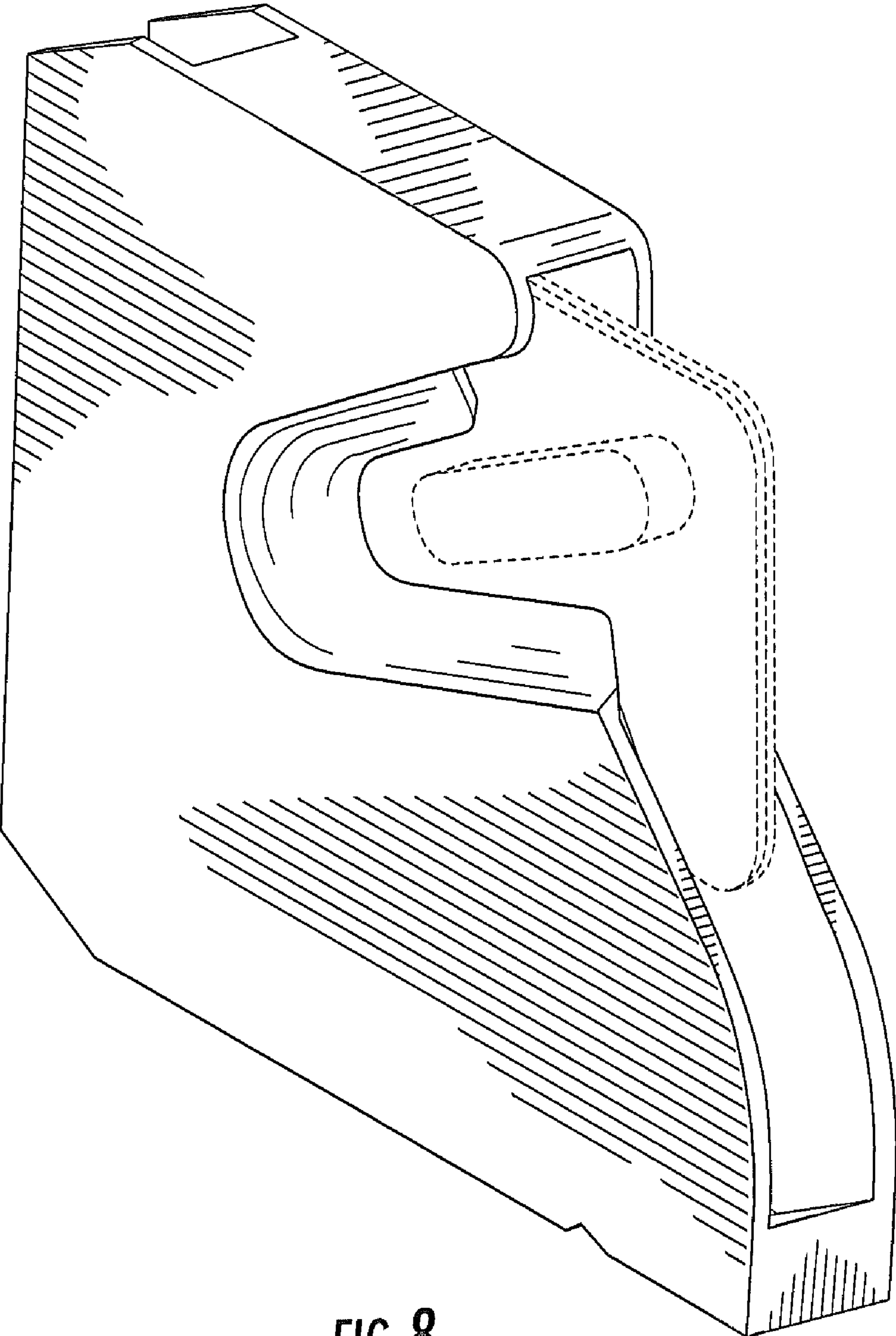


FIG. 8