



US00D678293S

(12) **United States Design Patent**
Meehan

(10) **Patent No.:** **US D678,293 S**
(45) **Date of Patent:** **** Mar. 19, 2013**

(54) **CRADLE FOR HAND HELD ELECTRICAL DEVICE**

(76) Inventor: **John A. Meehan**, Belleville, IL (US)

(**) Term: **14 Years**

(21) Appl. No.: **29/414,856**

(22) Filed: **Mar. 5, 2012**

(51) **LOC (9) Cl.** **14-02**

(52) **U.S. Cl.** **D14/440**

(58) **Field of Classification Search** D14/250,
D14/251, 253, 240, 217, 496, 440, 203.3,
D14/203.4, 203.5, 203.8, 432, 439, 300;
D3/218, 215, 201; 220/4.02; 248/309.1;
361/679.56, 752; 379/426, 433.11, 455;
455/575.1, 575.8; 190/100; 206/305, 320
See application file for complete search history.

(56) **References Cited**

U.S. PATENT DOCUMENTS

D279,185 S *	6/1985	Felix et al.	D14/251
D337,435 S *	7/1993	Kaneko et al.	D3/218
D397,246 S *	8/1998	Hoofnagle et al.	D3/201
D409,018 S *	5/1999	Deuschle	D6/466
D543,357 S *	5/2007	Corcoran	D3/276
D616,361 S *	5/2010	Huang	D13/103
D633,388 S *	3/2011	Andre et al.	D9/456

D634,313 S *	3/2011	Fitzpatrick et al.	D14/250
D643,843 S *	8/2011	Hsieh et al.	D14/440
8,132,670 B1 *	3/2012	Chen	206/320
D668,660 S *	10/2012	Norfolk	D14/440

* cited by examiner

Primary Examiner — Cynthia Underwood

(74) *Attorney, Agent, or Firm* — Polster Lieder Woodruff & Lucchessi, L.C.

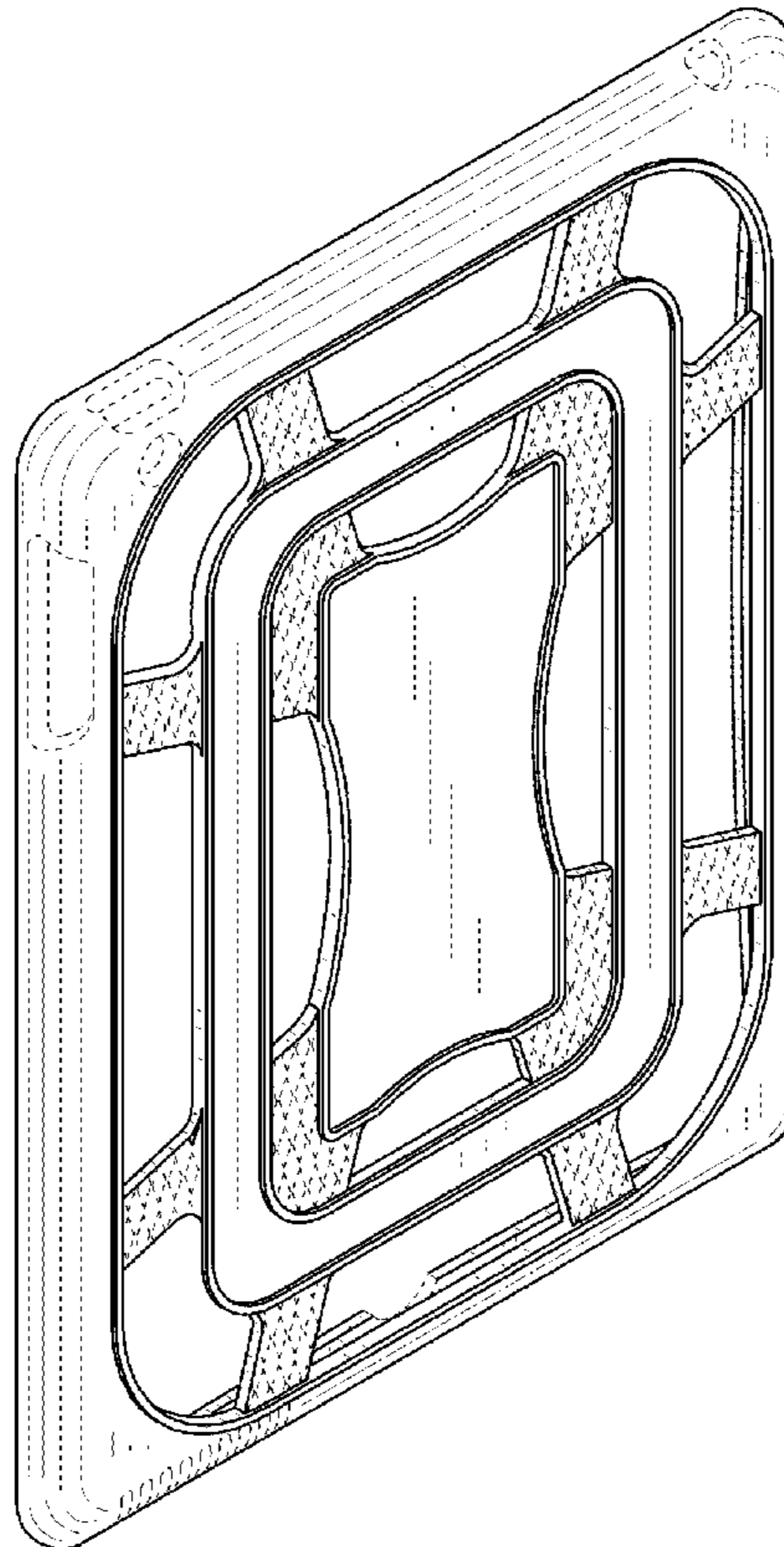
(57) **CLAIM**

The ornamental design for a cradle for hand held electrical device, as shown and described.

DESCRIPTION

FIG. 1 is a rear perspective view of the cradle for hand held electrical device showing my new design;
FIG. 2 is a rear plan view thereof;
FIG. 3 is front plan view of the hand held electrical device showing my new design;
FIG. 4 is a right side elevational view thereof;
FIG. 5 is a left side elevational view thereof;
FIG. 6 is the top end plan view thereof; and,
FIG. 7 is the bottom end plan view thereof.
The broken lines represent portions of the structure that forms no part of the claim.

1 Claim, 3 Drawing Sheets



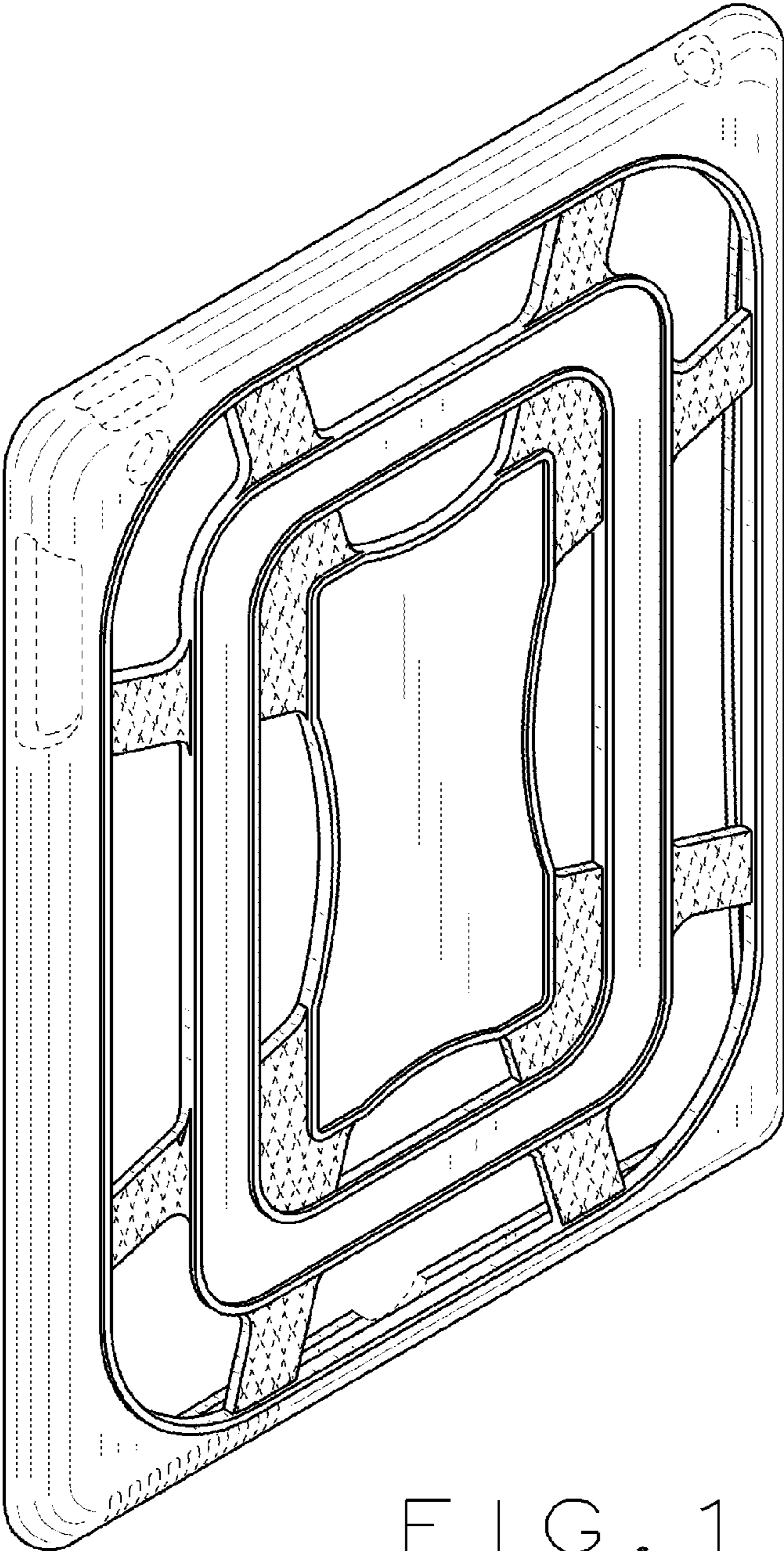


FIG. 1

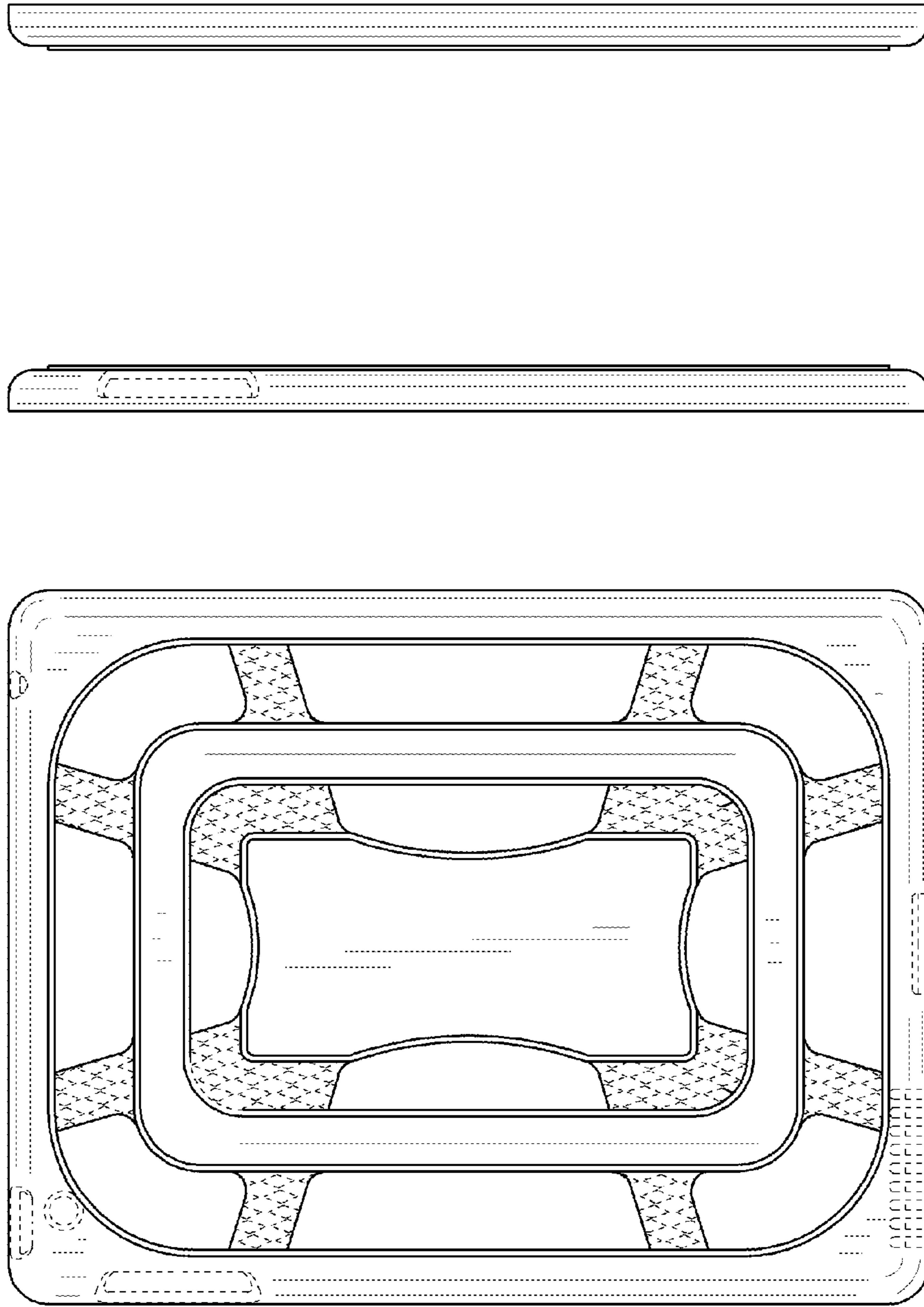


FIG. 2 FIG. 4 FIG. 5

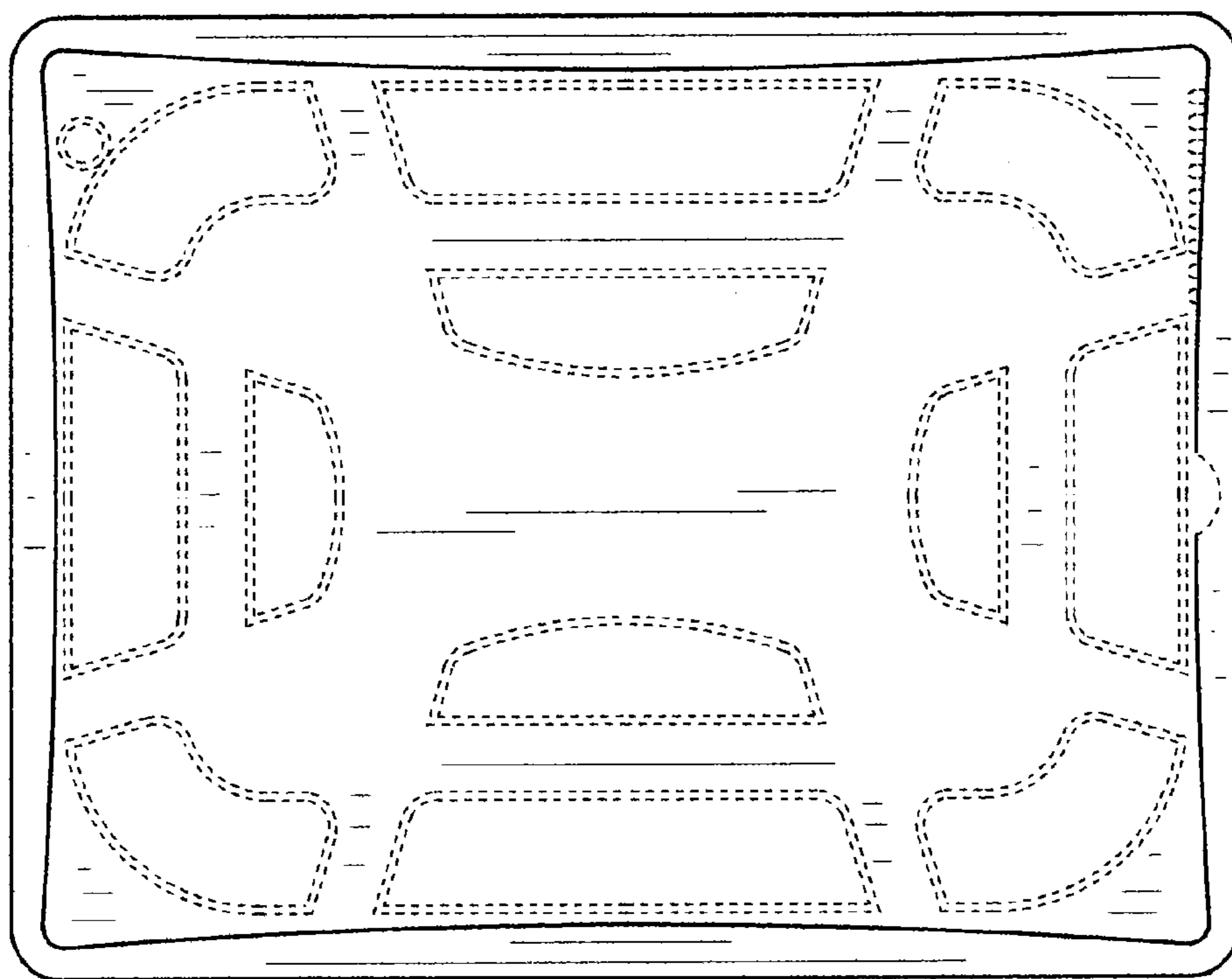


FIG. 3



FIG. 6



FIG. 7