



US00D678283S

(12) **United States Design Patent**
Olson et al.

(10) **Patent No.:** **US D678,283 S**
(45) **Date of Patent:** **** Mar. 19, 2013**

(54) **VERTICAL GRIP ASSEMBLY**

(75) Inventors: **Jesse W. Olson**, Mayer, MN (US);
Stanley N. Didier, Plymouth, MN (US);
Scott L. Kessler, Brooklyn Park, MN
(US)

(73) Assignee: **Sauer-Danfoss Inc.**, Ames, IA (US)

(**) Term: **14 Years**

(21) Appl. No.: **29/387,783**

(22) Filed: **Mar. 18, 2011**

(51) **LOC (9) Cl.** **14-02**

(52) **U.S. Cl.** **D14/412**

(58) **Field of Classification Search** D14/217,
D14/218, 356, 388, 389, 400, 401, 412-416,
D14/432-434, 454, 496; D21/324, 332,
D21/333; D34/27, 35; 463/1, 30, 36-38,
463/46, 47; 345/156-161, 905; D12/174,
D12/178-180; D8/300, 303; D15/138, 142;
74/489, 502.2, 523, 551.8, 551.9

See application file for complete search history.

(56) **References Cited**

U.S. PATENT DOCUMENTS

D362,467	S	*	9/1995	Hayes	D14/416
D362,693	S	*	9/1995	Carter et al.	D14/416
D366,909	S	*	2/1996	Hsieh	D14/412
D384,984	S		10/1997	Jensen		
D413,590	S	*	9/1999	Altmann et al.	D14/416
D462,685	S	*	9/2002	Yamamoto et al.	D14/415
D508,964	S	*	8/2005	Golliher	D21/566
D510,558	S	*	10/2005	Rick et al.	D12/317
D559,749	S	*	1/2008	Barbieri	D12/179
D568,796	S	*	5/2008	Oliver et al.	D12/179
D579,936	S	*	11/2008	Hu	D14/405
D606,100	S	*	12/2009	Kobayashi et al.	D15/28
7,757,579	B2	*	7/2010	Bloch	74/471 XY

D635,155	S	*	3/2011	Blind	D15/28
8,100,218	B2	*	1/2012	Case et al.	180/333
2006/0044269	A1	*	3/2006	Bloch	345/161

OTHER PUBLICATIONS

Otto Engineering, Control Grips and Joysticks, Otto sales brochure, 2007, Carpentersville, IL.

IVT International, Technology Steven N. Oenling, The More the Merrier, May/June 2007.

Otto, Gummiovergjutna styrspakar, visas pa maskinexpo publication, Sweden, published on or before Jun. 12, 2007.

Otto, G3 Control Grips, Otto Catalog, p. 15, published on or before Jun. 12, 2007.

Otto, Expect Exce ence., Otto Catalog, p. 110, published on or before Jun. 12, 2007.

* cited by examiner

Primary Examiner — Keli L Hill

(74) *Attorney, Agent, or Firm* — Zarley Law Firm, P.L.C.

(57) **CLAIM**

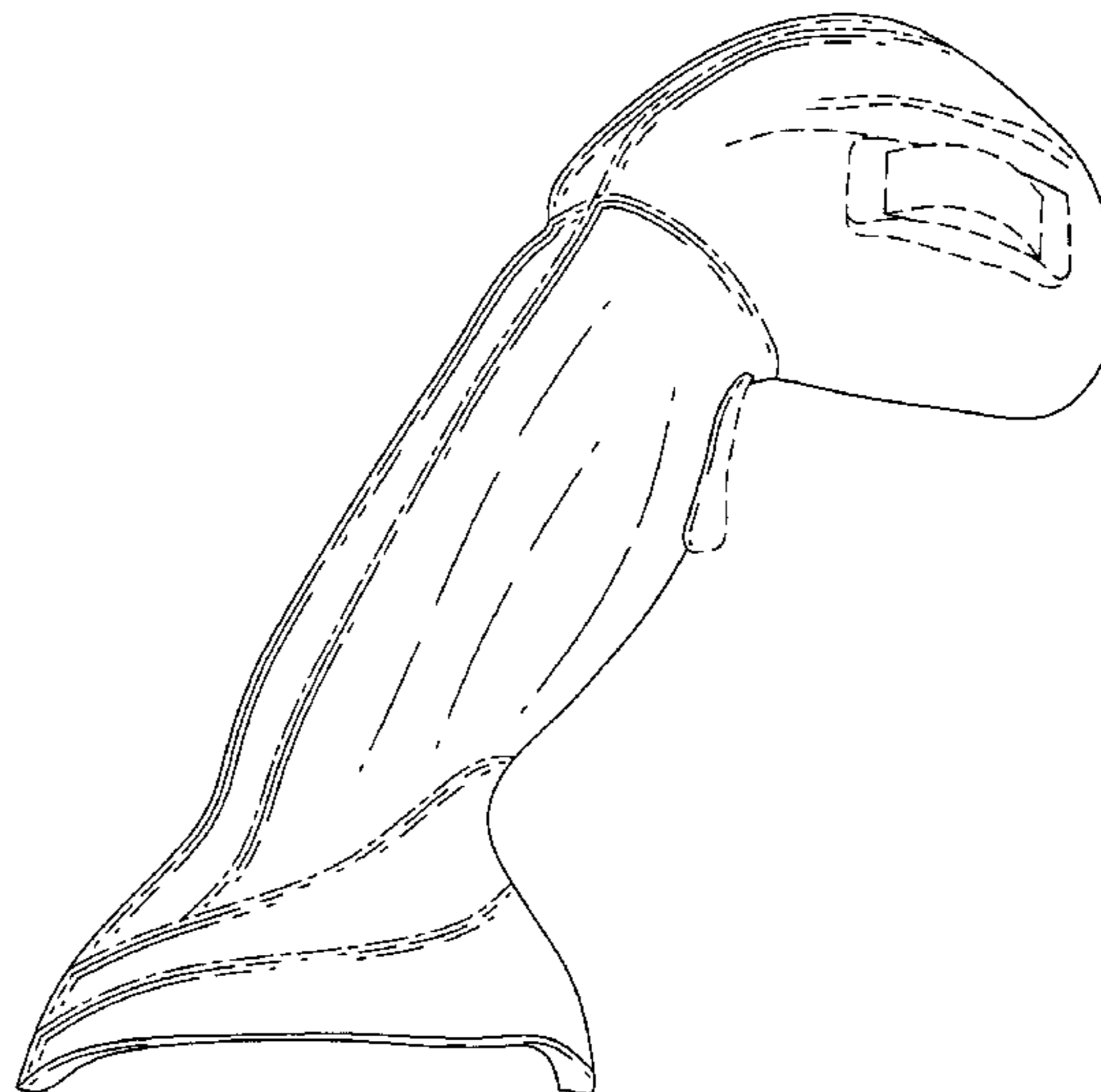
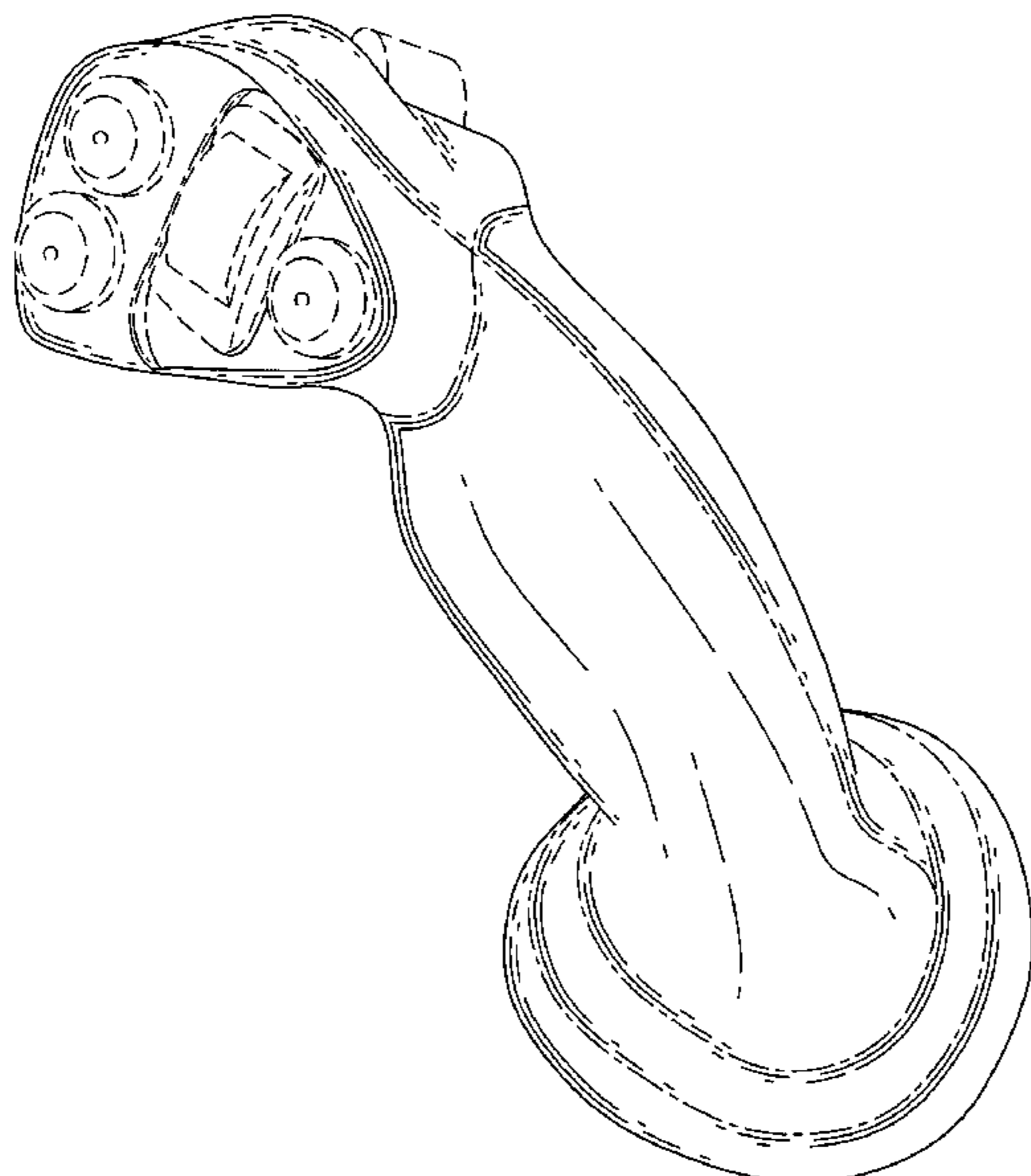
The ornamental design for a vertical grip assembly, as shown and described.

DESCRIPTION

FIG. 1 is a side perspective view of a vertical grip assembly; FIG. 2 is a side perspective view of a vertical grip assembly; FIG. 3 is a side perspective view of a vertical grip assembly; FIG. 4 is a side perspective view of a vertical grip assembly; FIG. 5 is a side perspective view of a vertical grip assembly; FIG. 6 is a top perspective view of a vertical grip assembly; and, FIG. 7 is a bottom perspective view of a vertical grip assembly.

The long dash-short dash-long ash broken lines seen within the claim area represent seam lines. All other evenly spaced broken lines shown are included for the purpose of illustrating the unclaimed portions of the article and form no part of the claim.

1 Claim, 7 Drawing Sheets



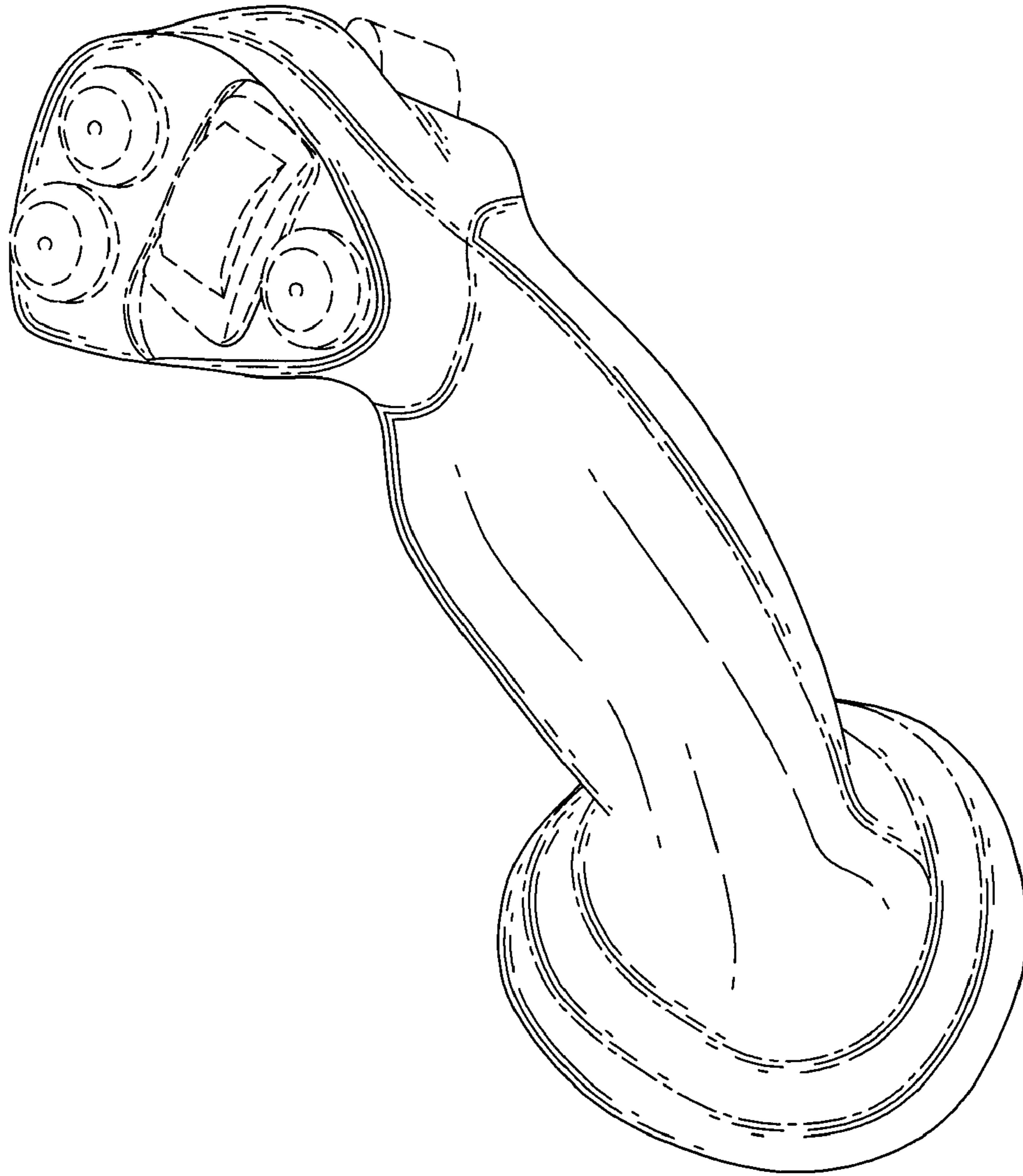


Fig. 1

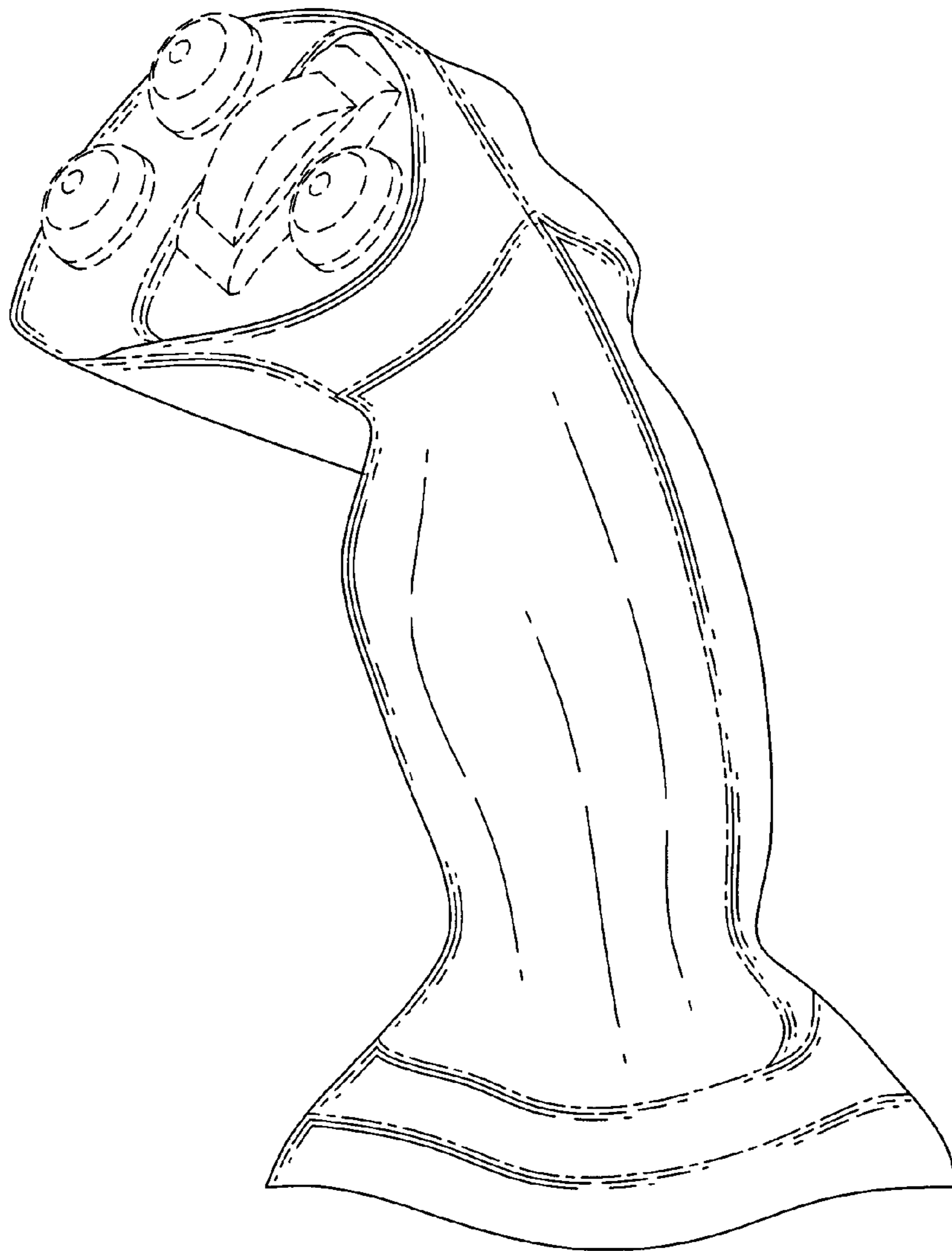


Fig. 2



Fig. 3

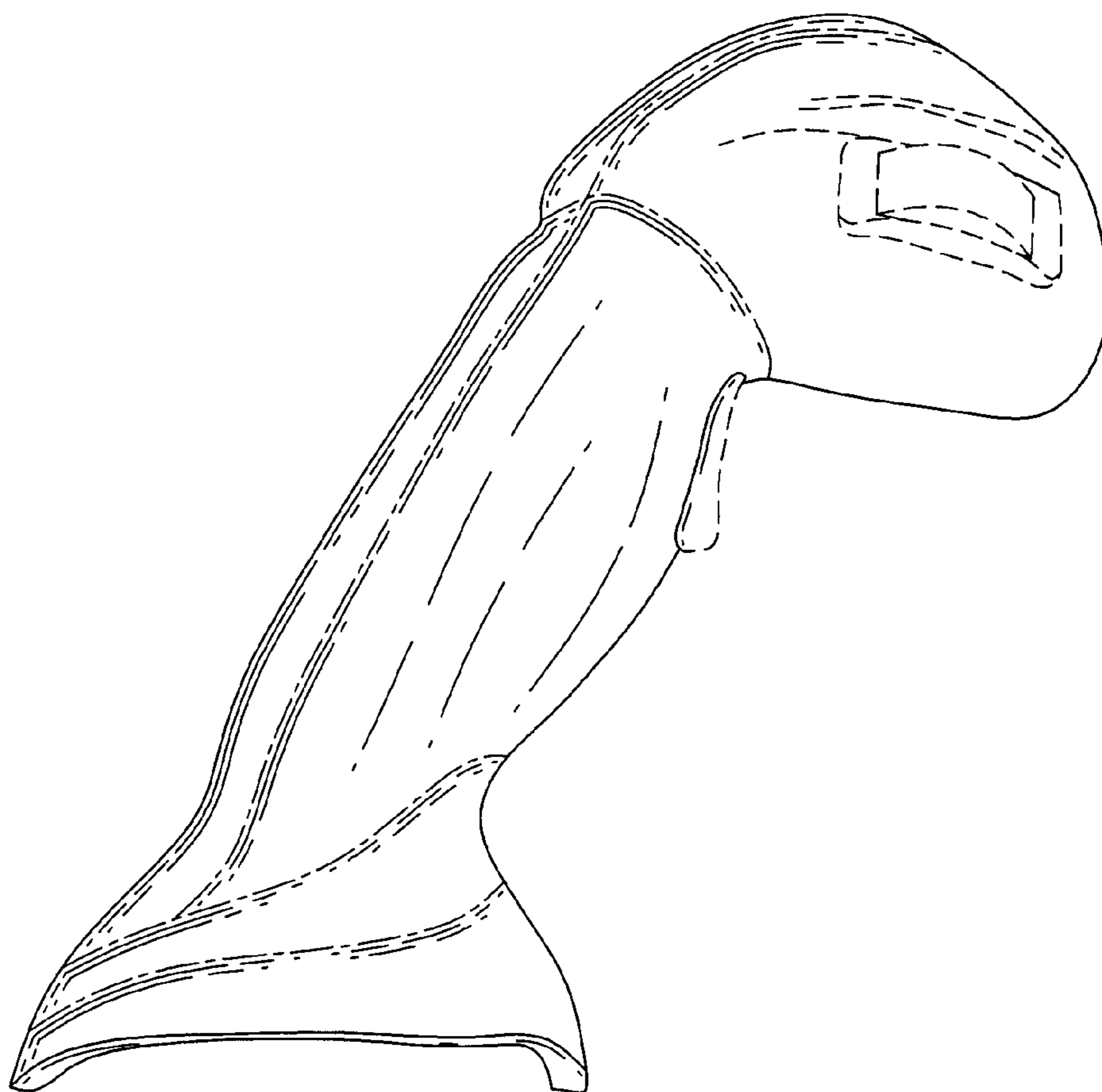


Fig. 4

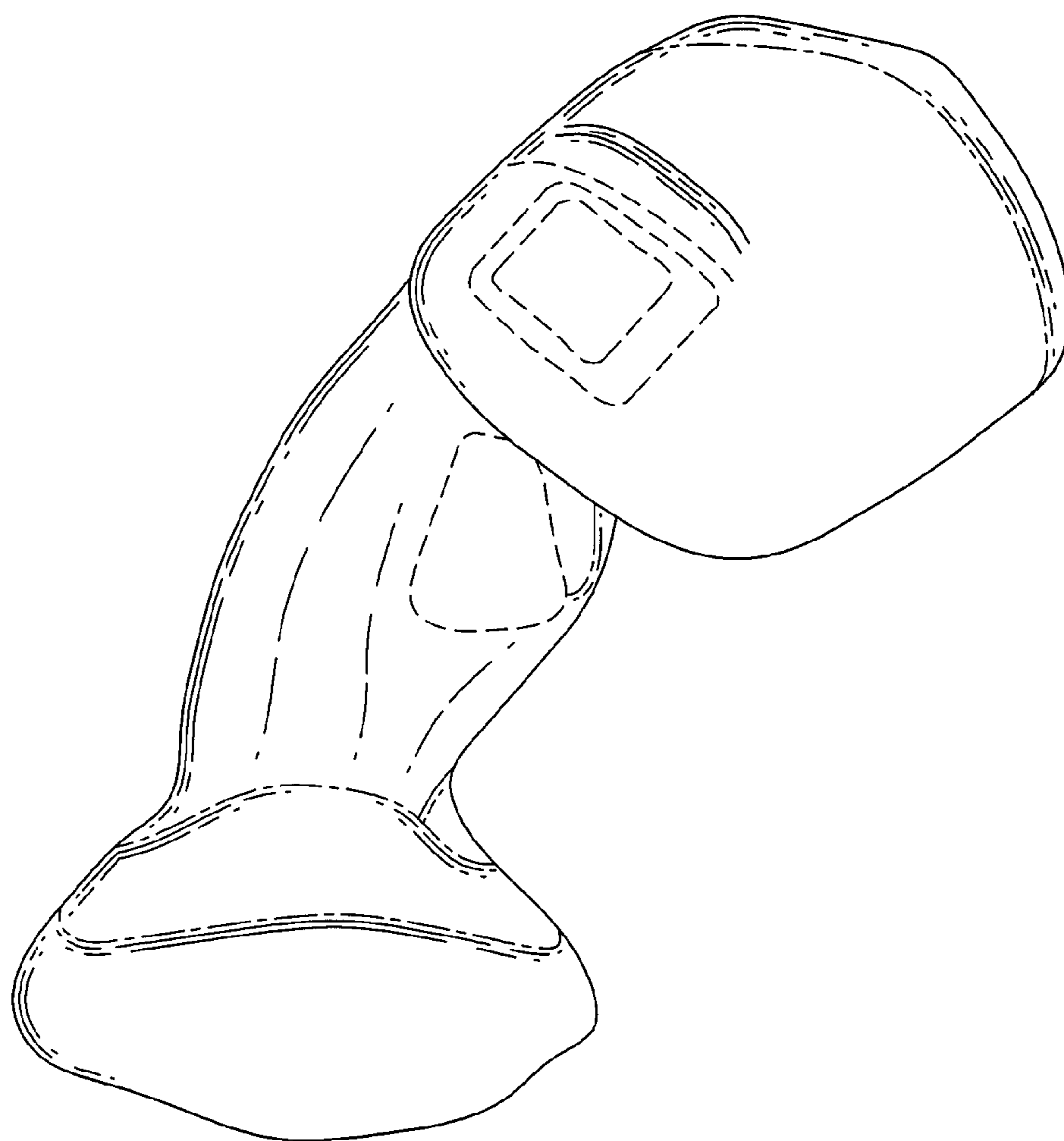


Fig. 5

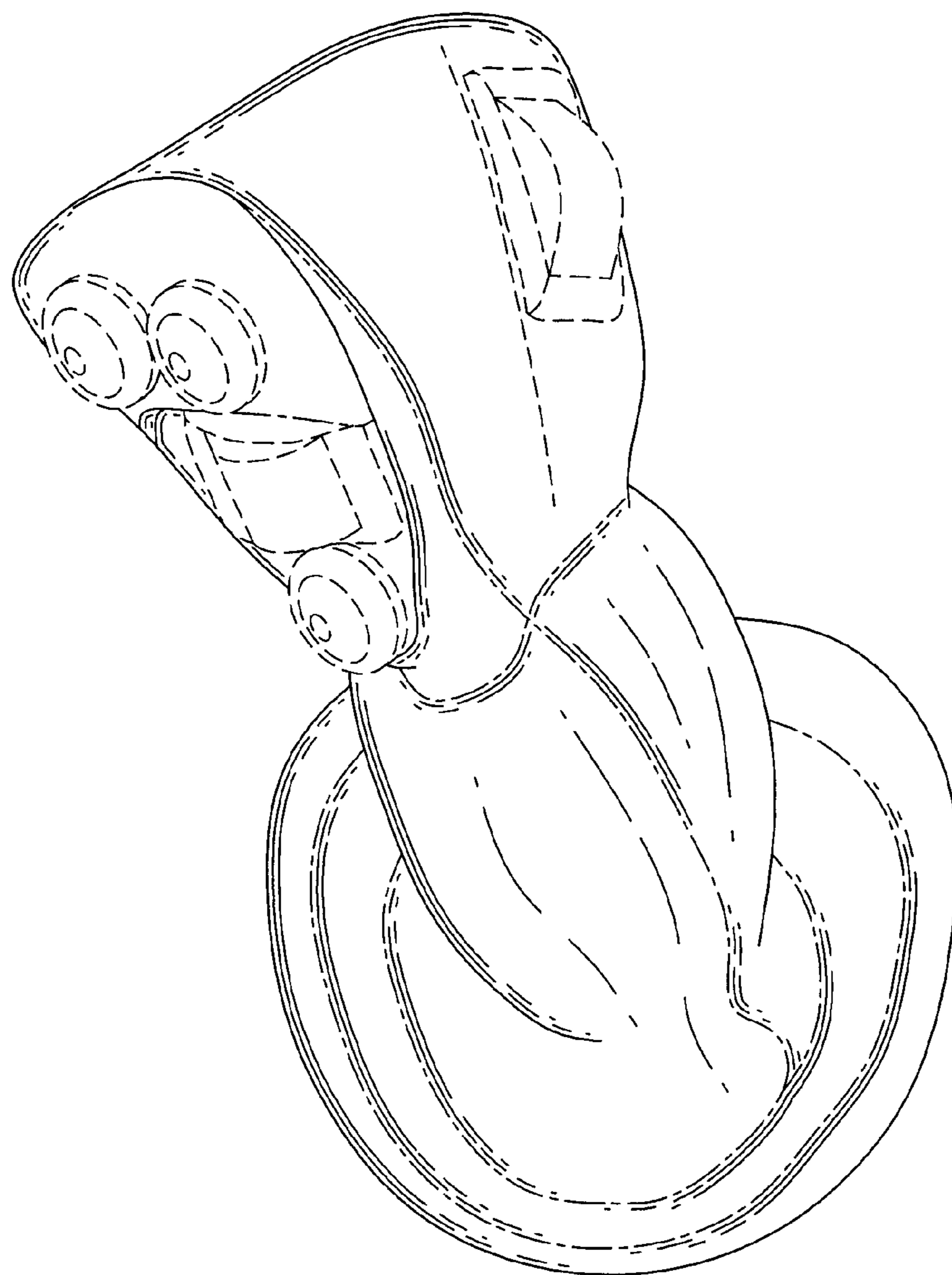


Fig. 6

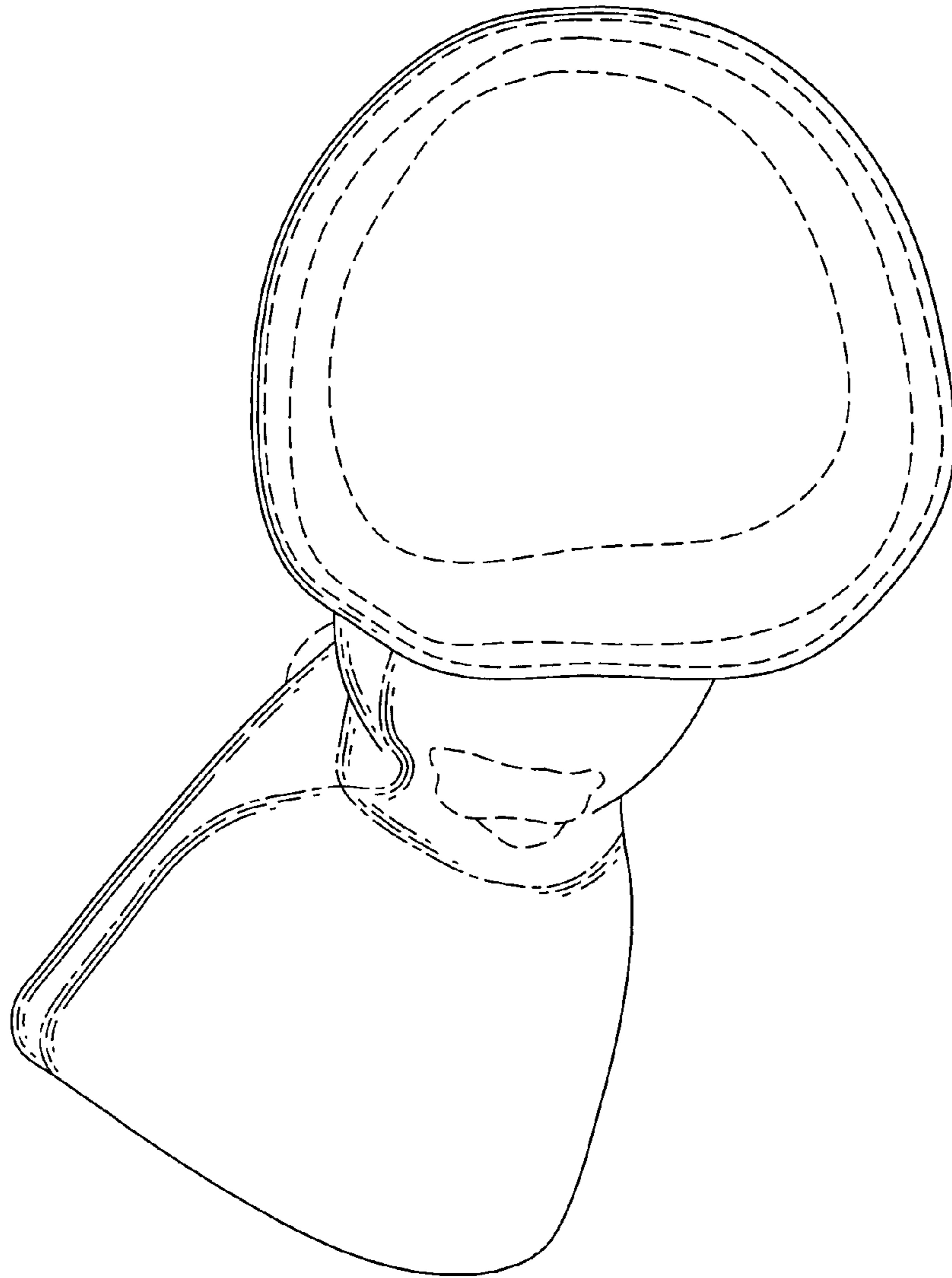


Fig. 7