

US00D678278S

(12) **United States Design Patent**  
**Brown**

(10) **Patent No.:** **US D678,278 S**

(45) **Date of Patent:** **\*\* Mar. 19, 2013**

(54) **KEYBOARD**

(76) **Inventor:** **Barbara A. Brown**, Beaver Falls, PA  
(US)

(\*\*) **Term:** **14 Years**

(21) **Appl. No.:** **29/428,642**

(22) **Filed:** **Aug. 1, 2012**

**Related U.S. Application Data**

(63) Continuation-in-part of application No. 29/397,896,  
filed on Jul. 22, 2011, now Pat. No. Des. 670,697.

(51) **LOC (9) Cl.** ..... **14-02**

(52) **U.S. Cl.** ..... **D14/391**

(58) **Field of Classification Search** ..... D14/391-399,  
D14/455, 456; D18/1, 2, 7, 24, 29, 30, 32;  
178/17 A, 17 C; 200/5 A, 5 R, 6 A, 6 R;  
235/145 A, 145 R; 345/160, 168, 169, 173;  
341/22, 23; 400/484-489, 492; 361/679.09,  
361/679.1, 679.11-679.19

See application file for complete search history.

(56) **References Cited**

**U.S. PATENT DOCUMENTS**

D28,955 S *	6/1898	Haettel	.....	D18/30
D194,569 S *	2/1963	Thompson	.....	D18/24
D213,853 S *	4/1969	Aquilino	.....	D18/24
D302,270 S *	7/1989	Liljenquist	.....	D14/456
D368,708 S *	4/1996	Maynard et al.	.....	D14/456
7,015,898 B2 *	3/2006	Wang	.....	345/168
D518,825 S *	4/2006	Hawkins et al.	.....	D14/392
D604,736 S *	11/2009	Andre et al.	.....	D14/392

D621,402 S *	8/2010	Andre et al.	.....	D14/392
D626,555 S *	11/2010	Huang	.....	D14/392
D640,695 S *	6/2011	Andre et al.	.....	D14/392

\* cited by examiner

*Primary Examiner* — Freda S Nunn

(74) *Attorney, Agent, or Firm* — QuickPatents; Kevin Prince

(57) **CLAIM**

I claim the ornamental design for a keyboard, as shown and described.

**DESCRIPTION**

FIG. 1 is a perspective view of a keyboard, showing my new design;

FIG. 2 is a right-side elevational view of FIG. 1;

FIG. 3 is a left-side elevational view of FIG. 1;

FIG. 4 is a top plan view of FIG. 1;

FIG. 5 is a front elevational view of FIG. 1;

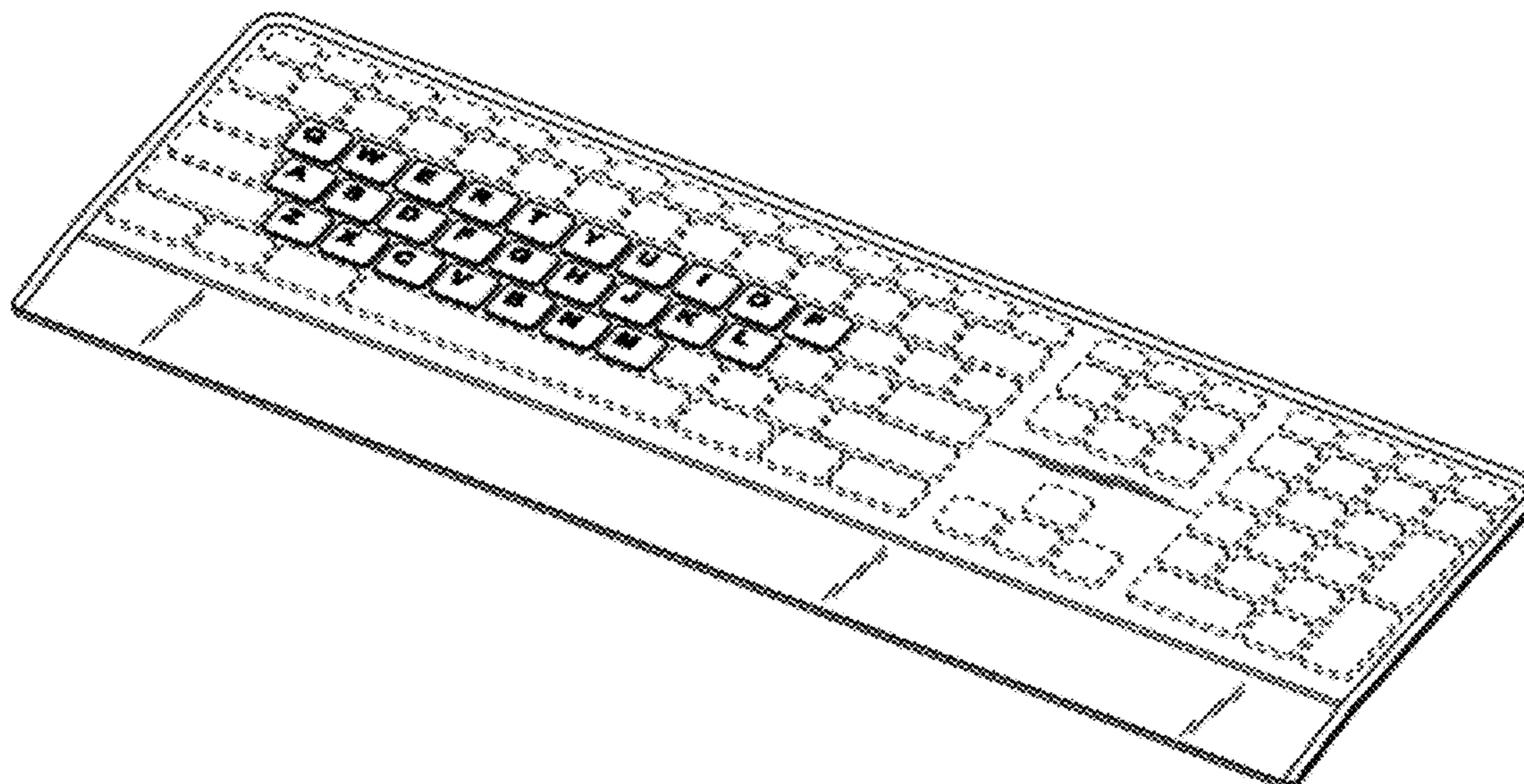
FIG. 6 is a rear elevational view of FIG. 1;

FIG. 7 is an enlarged top plan view of a left side portion of the keyboard, a central and right side omitted for clarity of illustration; and,

FIG. 8 is an enlarged top plan view of the central portion of the keyboard, the left and right side portions omitted for clarity of illustration.

The broken lines showing keys in the figures depict environmental matter and form no part of the claimed design. The bottom plan view forms no part of the claimed design. The shading lines in the figures depict the colors green, red, blue and purple, it being understood only the key indicia is colored.

**1 Claim, 3 Drawing Sheets**



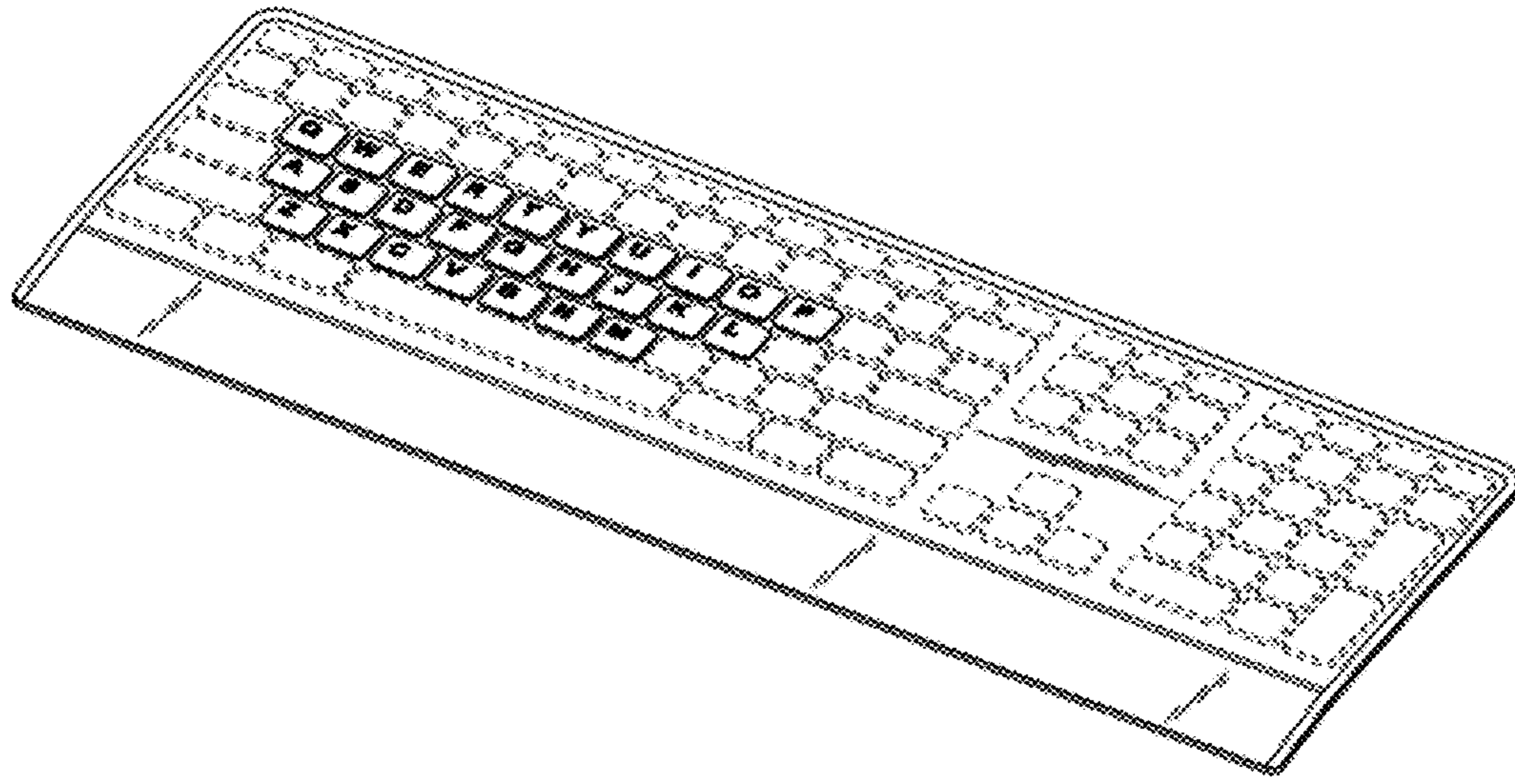


FIG. 1




FIG. 2




FIG. 3



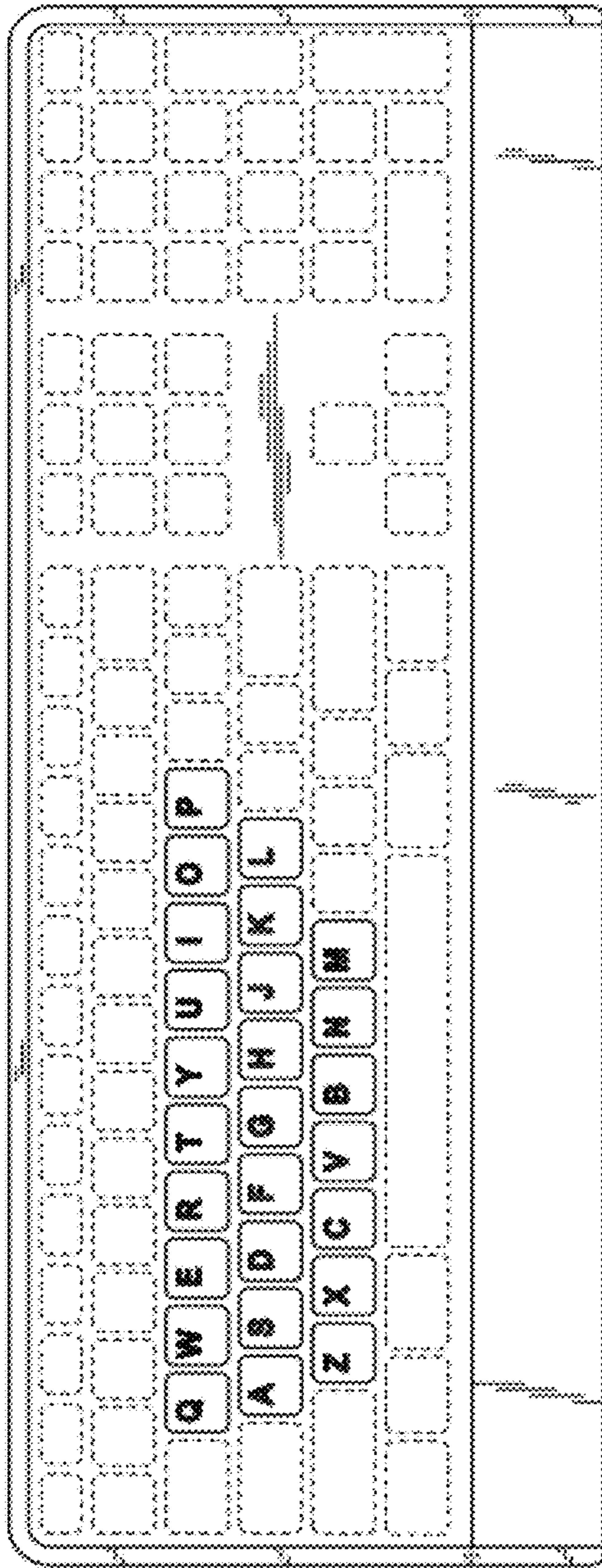


FIG. 4




FIG. 5



FIG. 6

