



US00D678276S

(12) **United States Design Patent**
Park et al.

(10) **Patent No.:** **US D678,276 S**
(45) **Date of Patent:** **** Mar. 19, 2013**

(54) **KEYBOARD**

(75) Inventors: **Ji-Sang Park**, Yongin-si (KR);
Woo-Teik Lim, Seoul (KR)

(73) Assignee: **Samsung Electronics Co., Ltd.** (KR)

(**) Term: **14 Years**

(21) Appl. No.: **29/414,849**

(22) Filed: **Mar. 5, 2012**

(30) **Foreign Application Priority Data**

Dec. 13, 2011 (KR) 30-2011-0052963

(51) **LOC (9) Cl.** **14-02**

(52) **U.S. Cl.** **D14/391**

(58) **Field of Classification Search** D14/240,
D14/391-399, 455, 456; D18/1, 2, 7, 11;
178/17 A, 17 C; 200/5 A, 5 R, 6 A, 6 R;
235/145 A, 145 R; 341/20-23; 345/156,
345/160, 168, 169, 173, 700; 361/679.08,
361/679.09, 679.11, 679.12; 400/484-489,
400/492, 472

See application file for complete search history.

(56) **References Cited**

U.S. PATENT DOCUMENTS

D374,660 S * 10/1996 Holmes et al. D14/392
D389,136 S * 1/1998 Behar et al. D14/398
D409,594 S * 5/1999 Lepack D14/392
D643,037 S * 8/2011 Liang D14/391

* cited by examiner

Primary Examiner — Freda S Nunn

(74) *Attorney, Agent, or Firm* — Cantor Colburn LLP

(57) **CLAIM**

The ornamental design for a keyboard, as shown and described.

DESCRIPTION

FIG. 1 is a front perspective view of a keyboard, showing our new design;

FIG. 2 is a front elevational view thereof;

FIG. 3 is a rear elevational view thereof;

FIG. 4 is a left side elevational view thereof;

FIG. 5 is a right side elevational view thereof;

FIG. 6 is a top plan view thereof;

FIG. 7 is a bottom plan view thereof;

FIG. 8 is a front perspective view thereof, shown together with a representative tablet computer, in which the broken line showing of the table computer is for the purpose of illustrating environmental structure and forms no part of the claimed design; and,

FIG. 9 is a left side elevational view thereof, in which the phantom line showing of the key board in an alternate position is for illustrative purposes and forms no part of claimed design.

1 Claim, 9 Drawing Sheets




FIG. 1

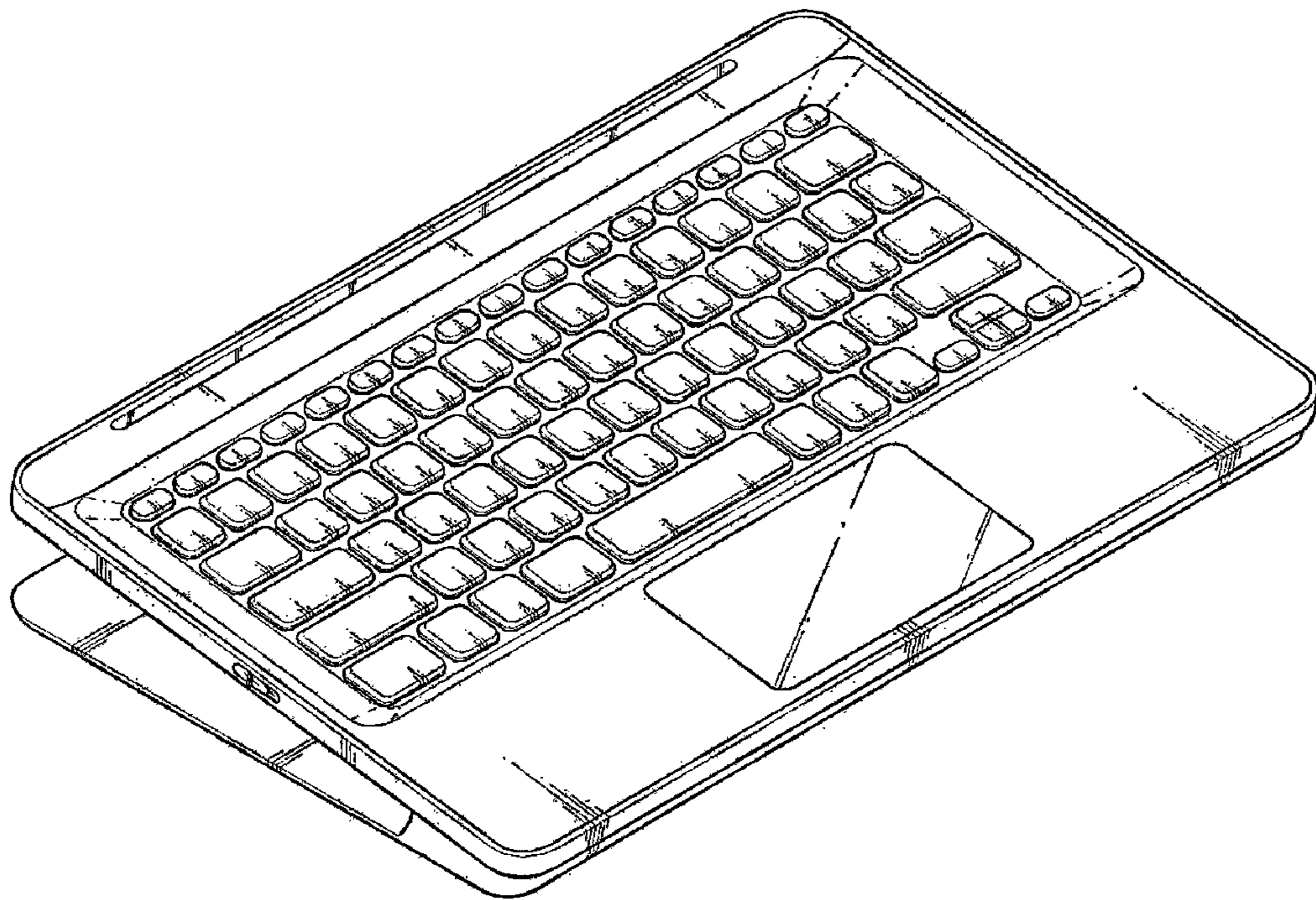


FIG. 2




FIG. 3

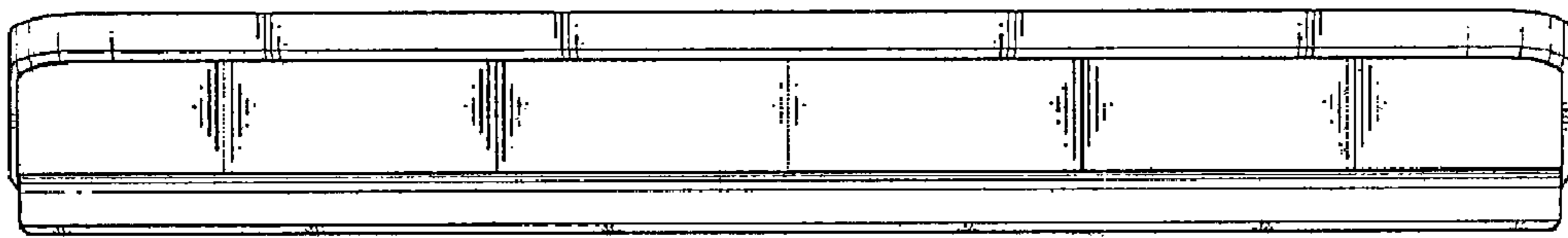


FIG. 4

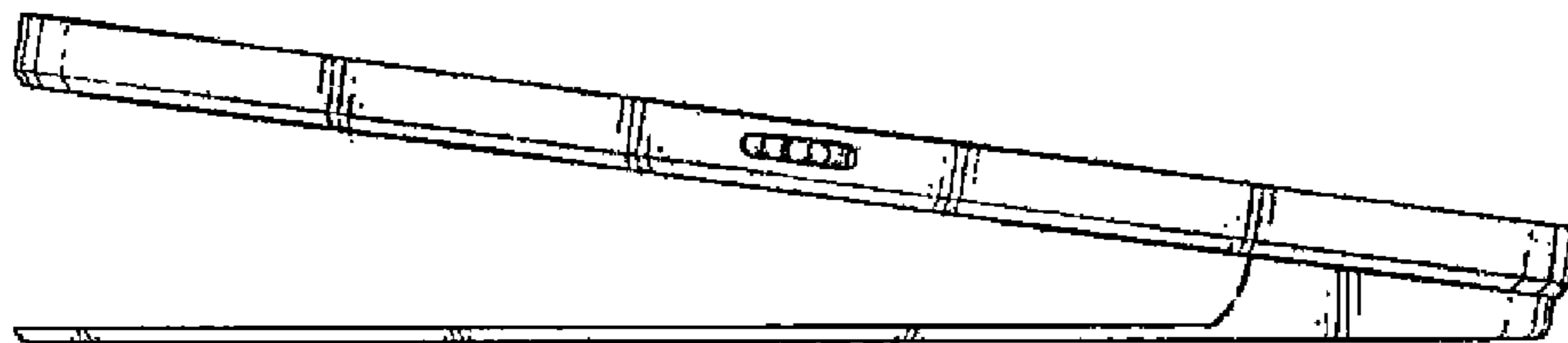


FIG. 5

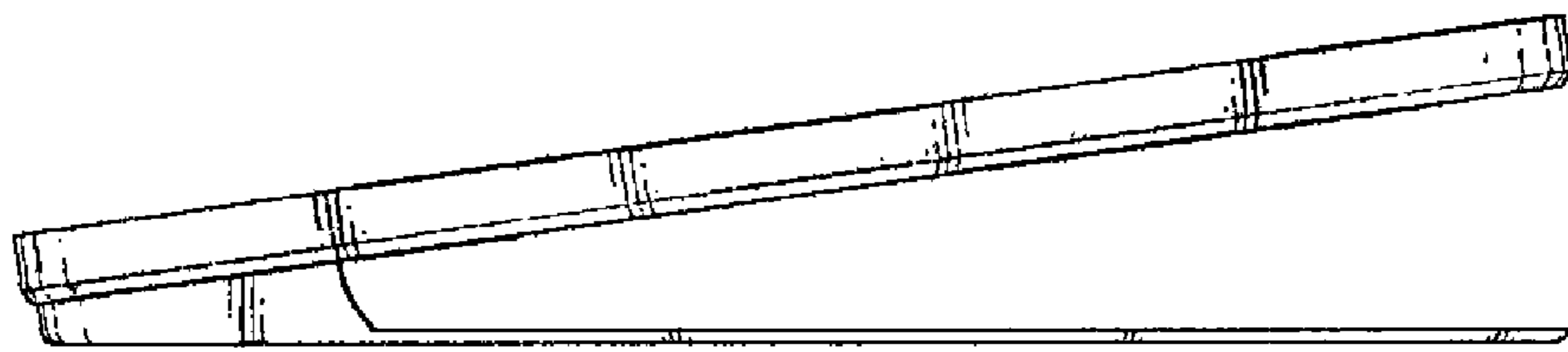


FIG. 6

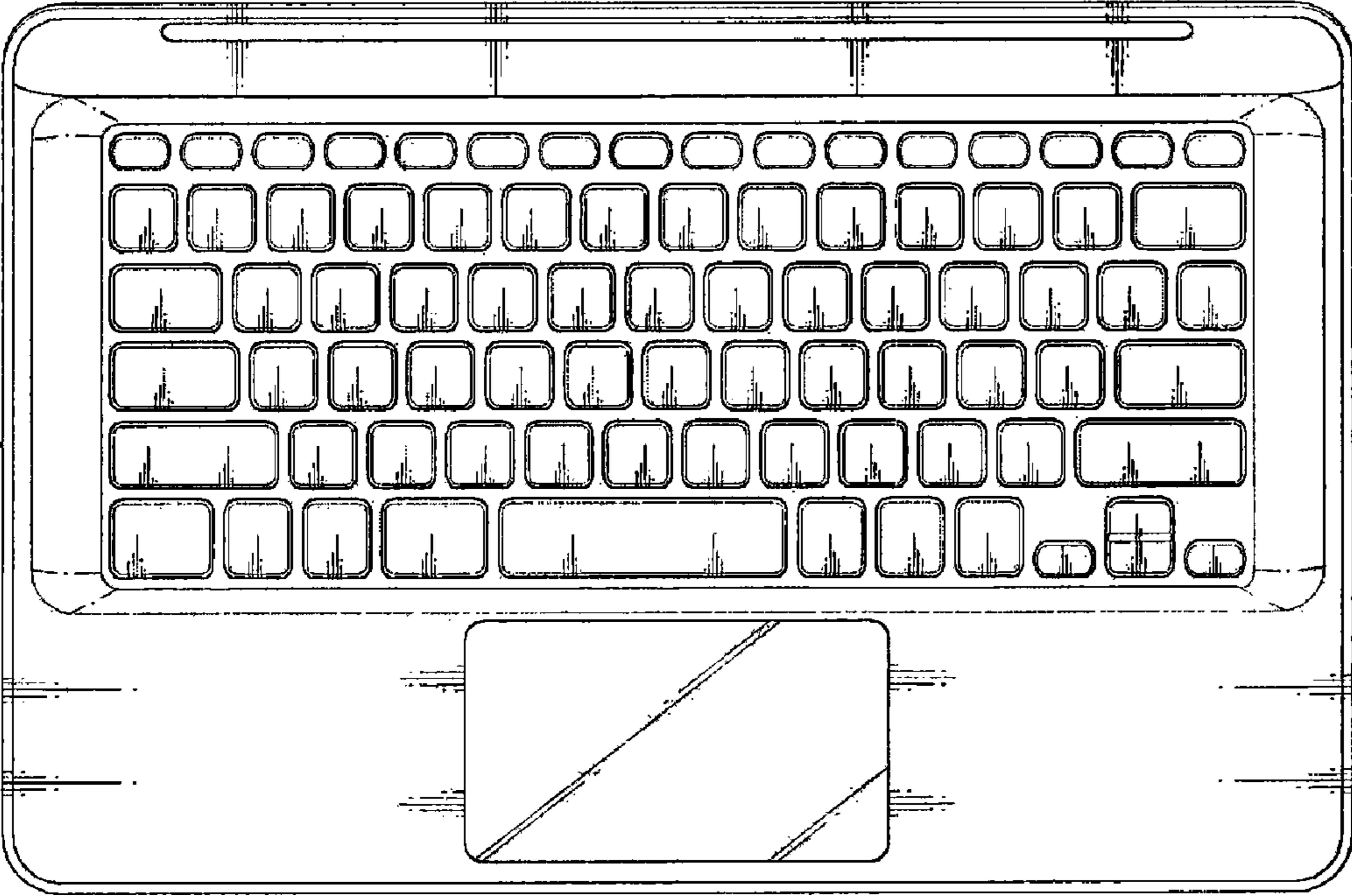


FIG. 7

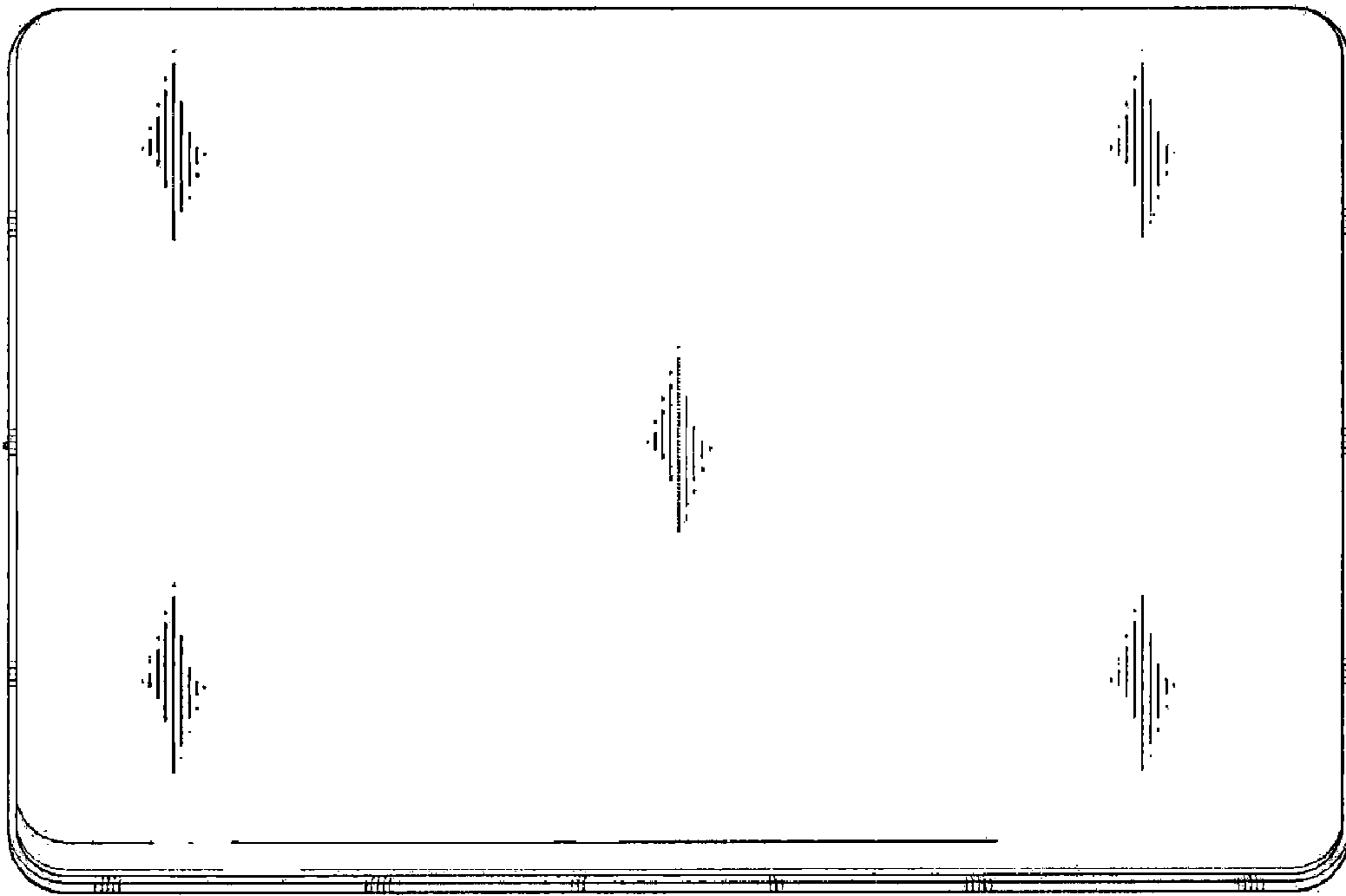


FIG. 8

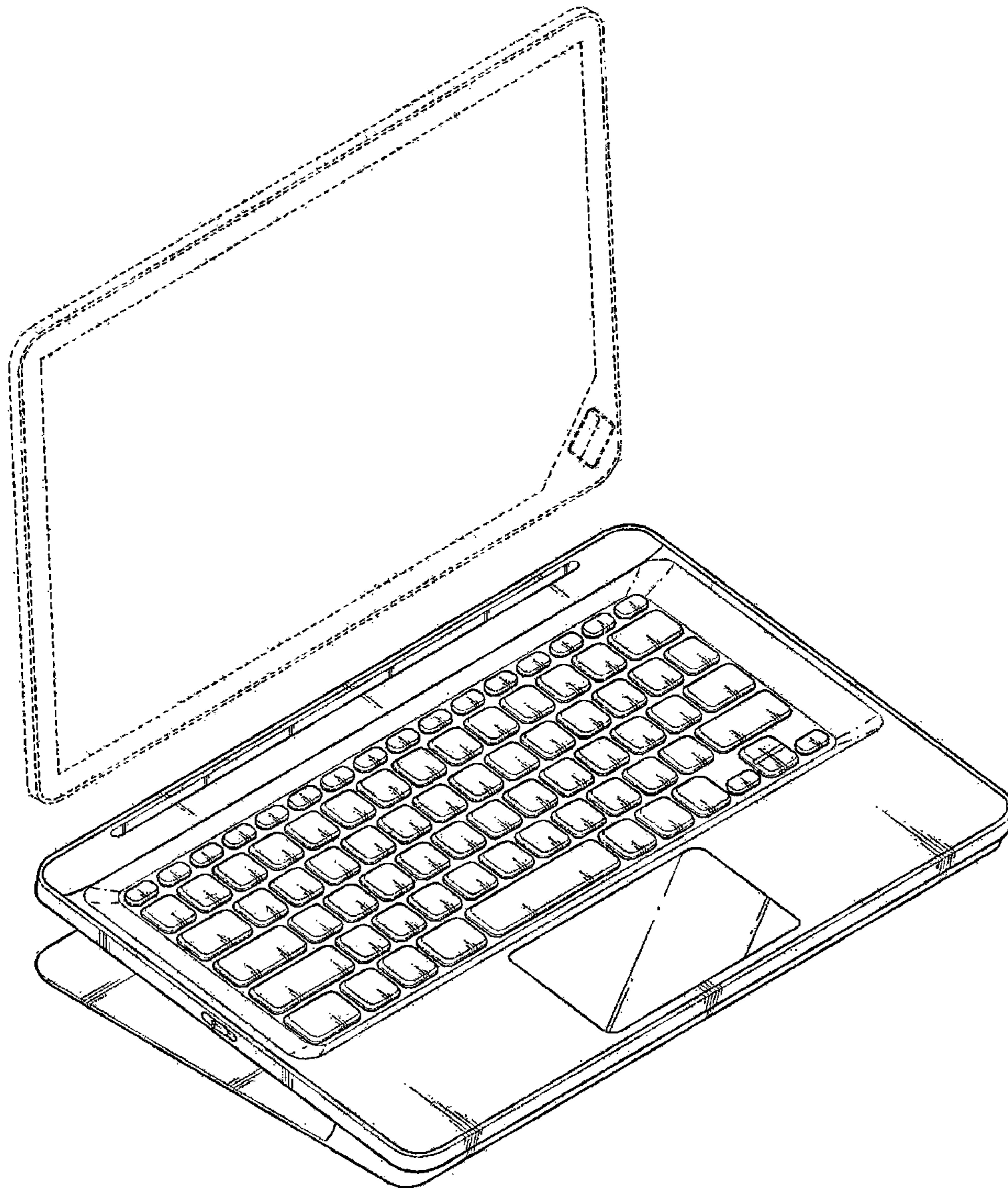


FIG. 9

