



US00D678271S

(12) **United States Design Patent**
Chiu

(10) **Patent No.:** **US D678,271 S**
(45) **Date of Patent:** **** Mar. 19, 2013**

(54) **TABLET PC**
(75) Inventor: **Yi-Chung Chiu**, Taoyuan County (TW)
(73) Assignee: **Hannspree, Inc.**, New Taipei (TW)
(**) Term: **14 Years**
(21) Appl. No.: **29/402,544**
(22) Filed: **Sep. 23, 2011**
(51) **LOC (9) Cl.** **14-02**
(52) **U.S. Cl.** **D14/341**
(58) **Field of Classification Search** D14/341-347,
D14/137, 138, 138.1, 138 A, 138 AA, 138 R,
D14/138 AB, 138 AC, 138 AD, 138 C, 138 G,
D14/496, 203.1, 203.3, 203.4, 203.5, 203.7,
D14/426, 427, 432, 429, 129, 130, 420, 439-441,
D14/448, 125, 126, 147, 156, 218, 247-248,
D14/250, 389, 388, 315-318; D10/65, 104;
D18/6-7; D19/26, 59, 60; 455/556.1, 556.2,
455/566, 575.1, 90.3; 379/433.04, 433.01,
379/433.06, 916; 345/169, 173, 901, 905;
361/679.26, 679.27, 679.3, 679.55, 679.56
See application file for complete search history.

D646,902 S * 10/2011 Woo et al. D6/308
D654,074 S * 2/2012 Wood et al. D14/341
D661,692 S * 6/2012 Sanlerville D14/240
D663,281 S * 7/2012 Hwang D14/138 G
D663,298 S * 7/2012 Song et al. D14/341
D664,954 S * 8/2012 Kim et al. D14/341
D666,198 S * 8/2012 Van Den Nieuwenhuizen
et al. D14/341
D667,006 S * 9/2012 Van Den Nieuwenhuizen
et al. D14/341
D667,396 S * 9/2012 Koh D14/341
D667,397 S * 9/2012 Koh D14/341
D667,398 S * 9/2012 Koh D14/341
D667,399 S * 9/2012 Koh D14/341
D667,400 S * 9/2012 Van Den Nieuwenhuizen
et al. D14/341
D667,825 S * 9/2012 Jung D14/341
D668,650 S * 10/2012 Han D14/341
D668,651 S * 10/2012 Kim et al. D14/341
D669,468 S * 10/2012 Akana et al. D14/341
D669,469 S * 10/2012 Kang D14/341
D669,470 S * 10/2012 Zha et al. D14/341

* cited by examiner

Primary Examiner — Barbara Fox

(74) *Attorney, Agent, or Firm* — Schmeiser Olsen & Watts
LLP

(57) **CLAIM**

The ornamental design for a tablet PC, as shown and
described.

(56) **References Cited**

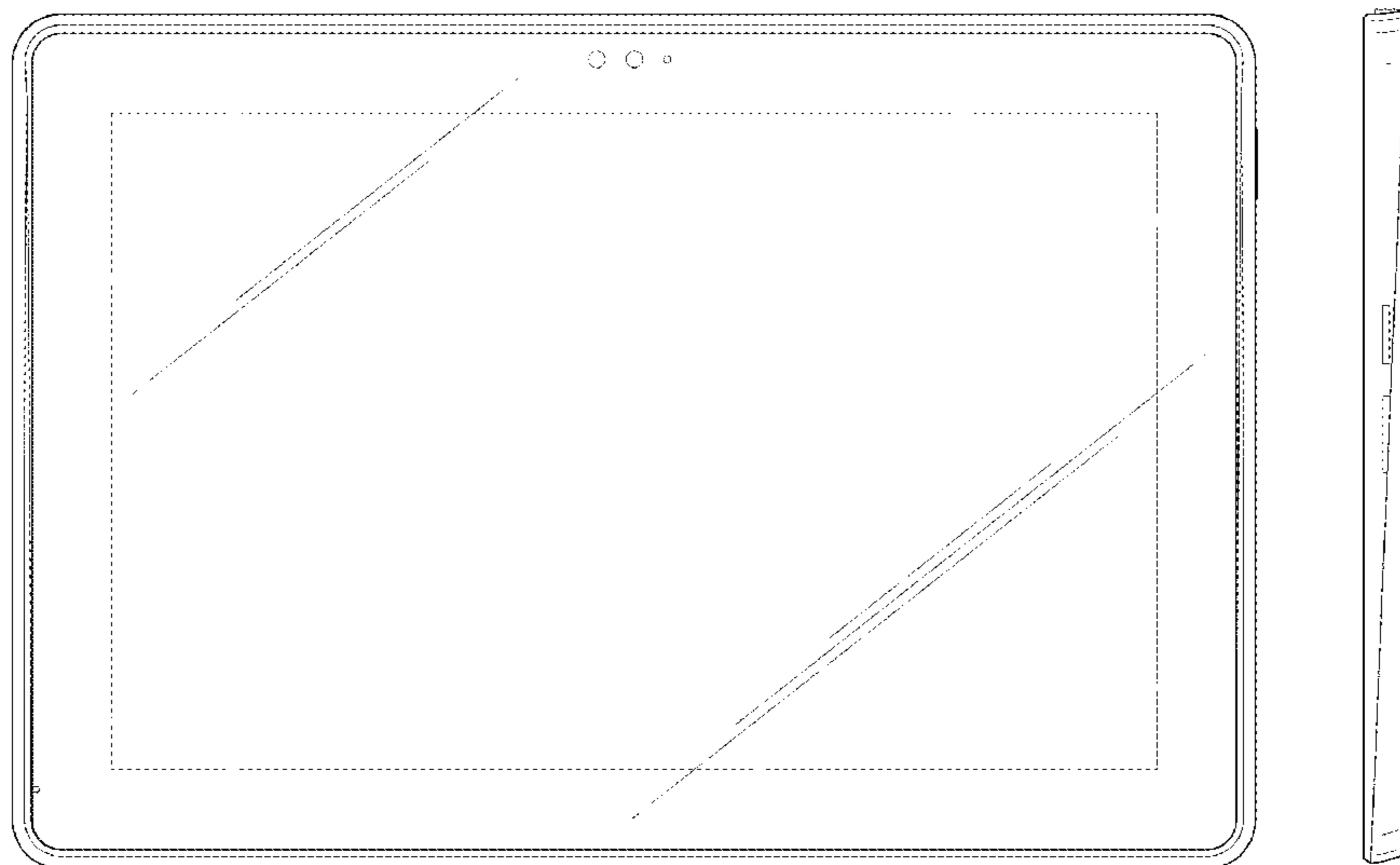
U.S. PATENT DOCUMENTS

D333,574 S * 3/1993 Ackeret D6/300
D487,272 S * 3/2004 Korpai D14/448
D504,889 S * 5/2005 Andre et al. D14/341
D560,231 S * 1/2008 Lee D14/496
D580,431 S * 11/2008 Morita D14/341
D617,793 S * 6/2010 Chiang et al. D14/341
D627,777 S * 11/2010 Akana et al. D14/341
D635,784 S * 4/2011 Li et al. D6/308
D636,391 S * 4/2011 Shen et al. D14/341
D636,769 S * 4/2011 Wood et al. D14/341
D636,770 S * 4/2011 Li D14/341
D637,596 S * 5/2011 Akana et al. D14/341
D641,018 S * 7/2011 Lee et al. D14/341
D645,833 S * 9/2011 Seflic et al. D14/138 G

DESCRIPTION

FIG. 1 is a front perspective view of tablet PC showing my
new design;
FIG. 2 is another perspective view thereof;
FIG. 3 is a front elevational view thereof;
FIG. 4 is a rear elevational view thereof;
FIG. 5 is a left side elevational view thereof;
FIG. 6 is a right side elevational view thereof;
FIG. 7 is a top plan view thereof; and,
FIG. 8 is a bottom plan view thereof.

1 Claim, 6 Drawing Sheets



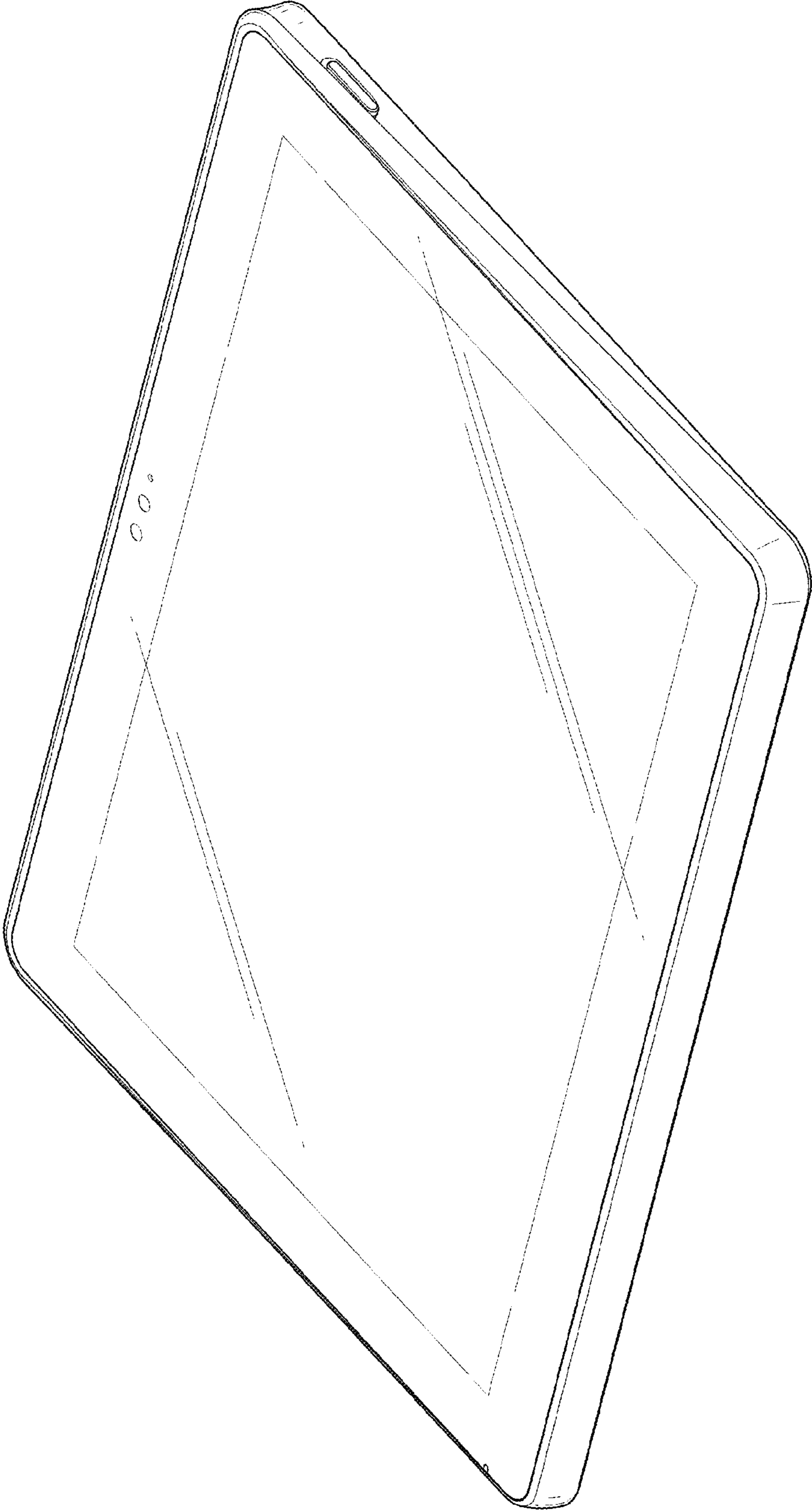


FIG. 1

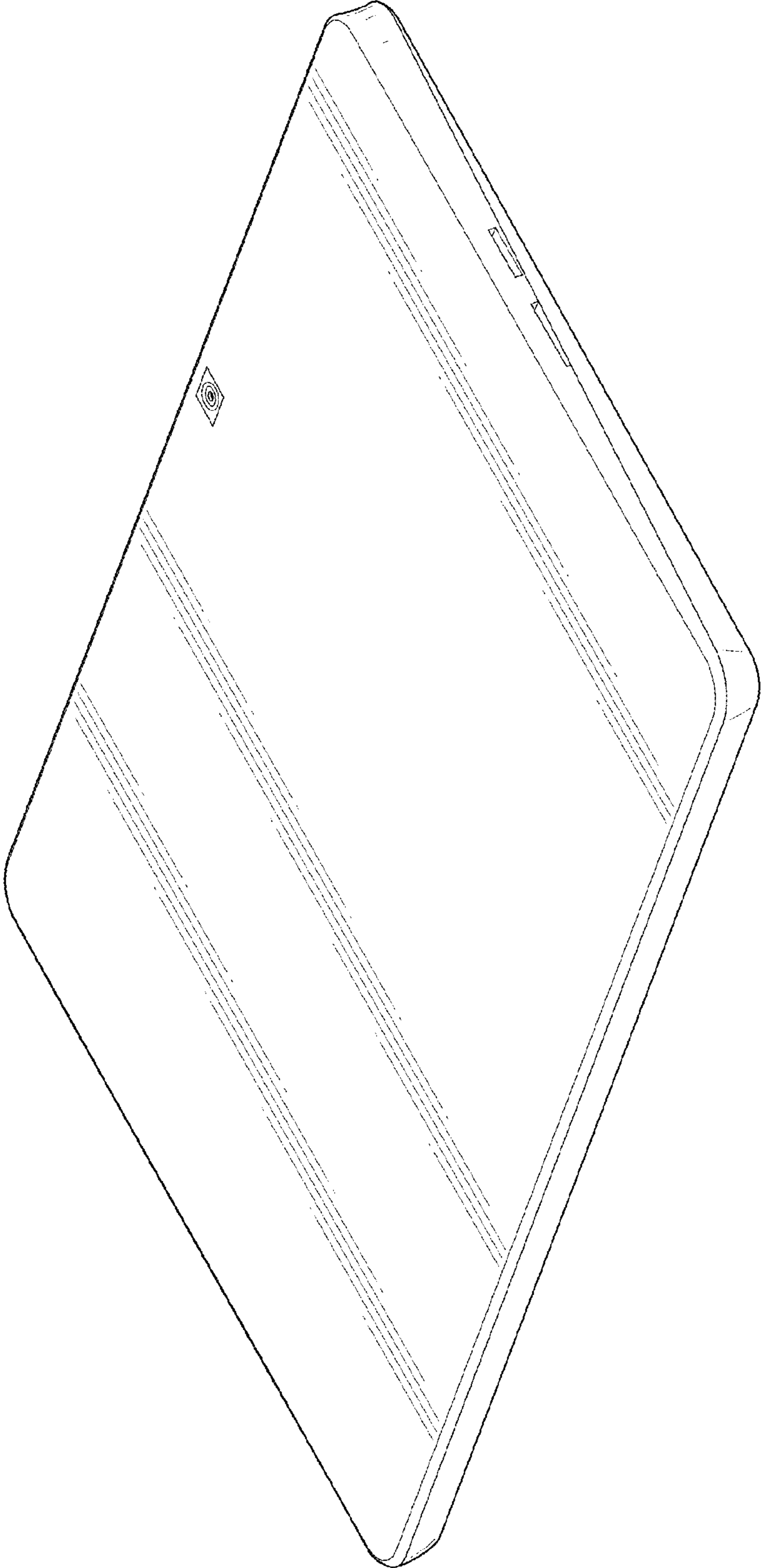


FIG.2




FIG.3




FIG. 4




FIG. 6



FIG. 5




FIG. 7




FIG. 8