



US00D678269S

(12) **United States Design Patent**
Lyles et al.

(10) **Patent No.:** **US D678,269 S**
(45) **Date of Patent:** **** Mar. 19, 2013**

(54) **PORTABLE INFORMATION HANDLING SYSTEM**

(75) Inventors: **Justin Lyles**, San Diego, CA (US);
Brian Hargrove Leonard, Austin, TX (US);
Daniel O'Neil, Austin, TX (US);
Michael Ellis Smith, Austin, TX (US)

(73) Assignee: **Dell Products L.P.**, Round Rock, TX (US)

(**) Term: **14 Years**

(21) Appl. No.: **29/420,207**

(22) Filed: **May 7, 2012**

(51) **LOC (9) Cl.** **14-02**

(52) **U.S. Cl.** **D14/315**

(58) **Field of Classification Search** D14/391-399,
D14/455, 301, 313, 315, 318; D18/1, 2,
D18/7, 11; 178/17 A, 17 C; 200/5 A, 5 R,
200/6 A, 6 R; 235/145 A, 145 R; 345/160,
345/168, 169; 341/20, 22, 23; 400/484-489,
400/492, 472; 361/679.08, 679.09, 679.11,
361/679.12, 679.17, 679.2, 600

See application file for complete search history.

(56) **References Cited**

U.S. PATENT DOCUMENTS

6,519,139 B2 * 2/2003 Kambayashi 361/679.09
D578,525 S * 10/2008 Yoon D14/319

D596,633 S * 7/2009 Kawase et al. D14/319
D626,546 S * 11/2010 Paek D14/315
D643,031 S * 8/2011 Yoon et al. D14/315
2005/0041378 A1 * 2/2005 Hamada et al. 361/680

* cited by examiner

Primary Examiner — Freda S Nunn

(74) *Attorney, Agent, or Firm* — Hamilton & Terrile, LLP;
Stephen A. Terrile

(57) **CLAIM**

The ornamental design for an portable information handling system, as shown and described.

DESCRIPTION

FIG. 1 is a front perspective view of the portable information handling system in a closed position comprising the present invention;

FIG. 2 is a front view thereof;

FIG. 3 is a right side view thereof;

FIG. 4 is a left side view thereof;

FIG. 5 is a rear view thereof;


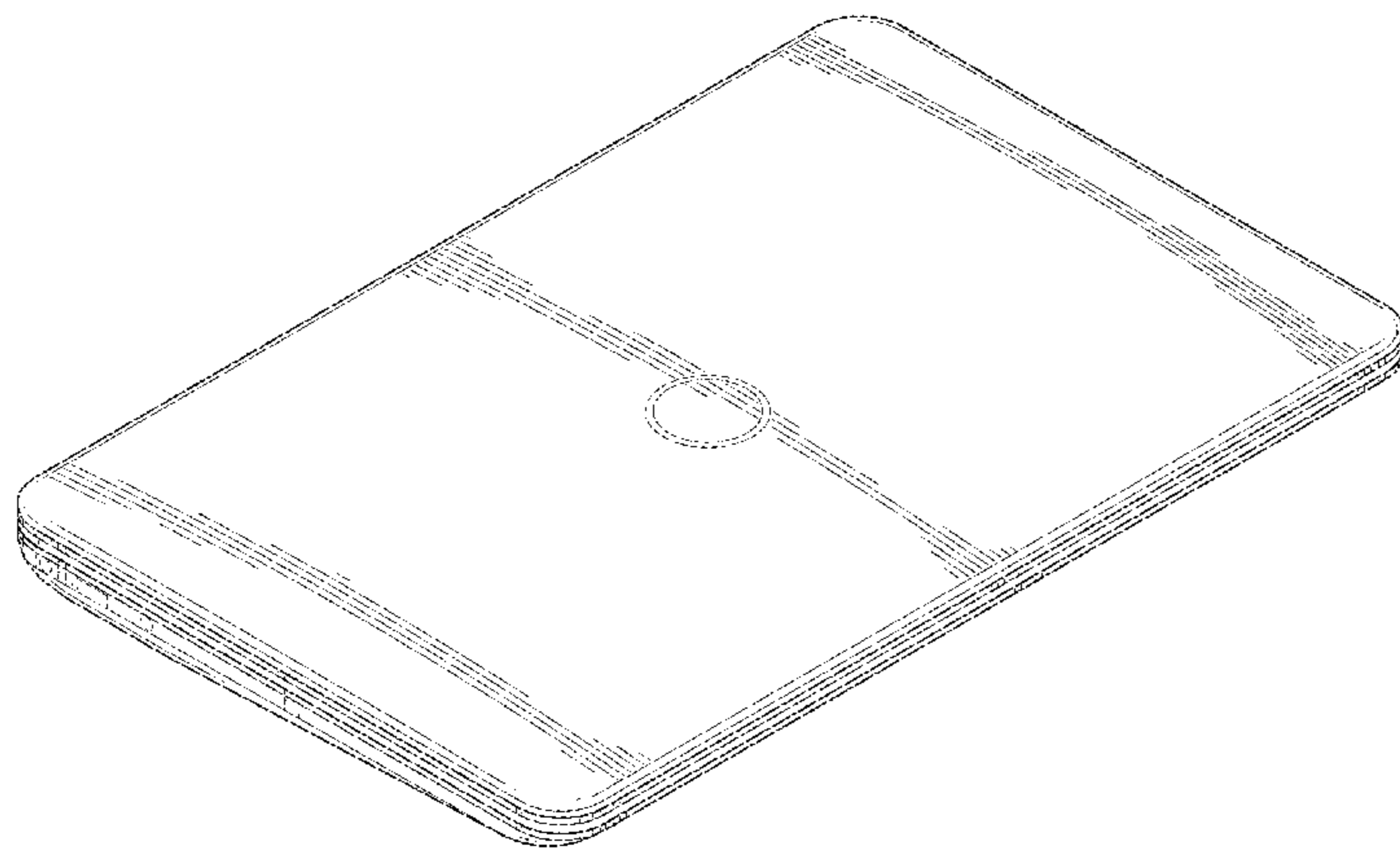
FIG. 6 is a top view thereof;

FIG. 7 is a bottom view thereof; and,

FIG. 8 is a front perspective view of the portable information handling system in an open position.

Broken lines shown in the drawings illustrate portions of the portable information handling system, and form no part of the claimed design.

1 Claim, 5 Drawing Sheets



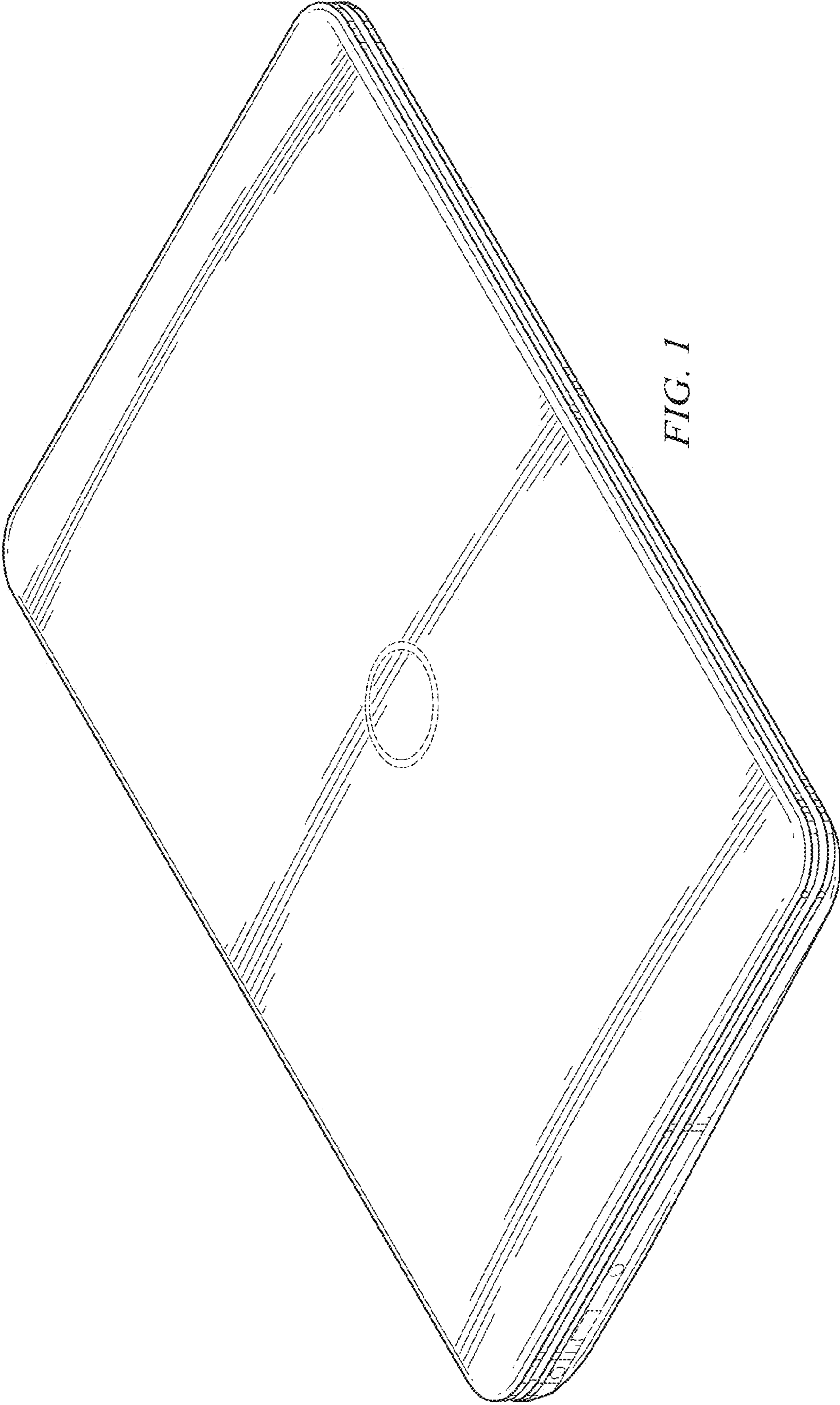


FIG. 1




FIG. 2




FIG. 3




FIG. 4



FIG. 5




FIG. 6

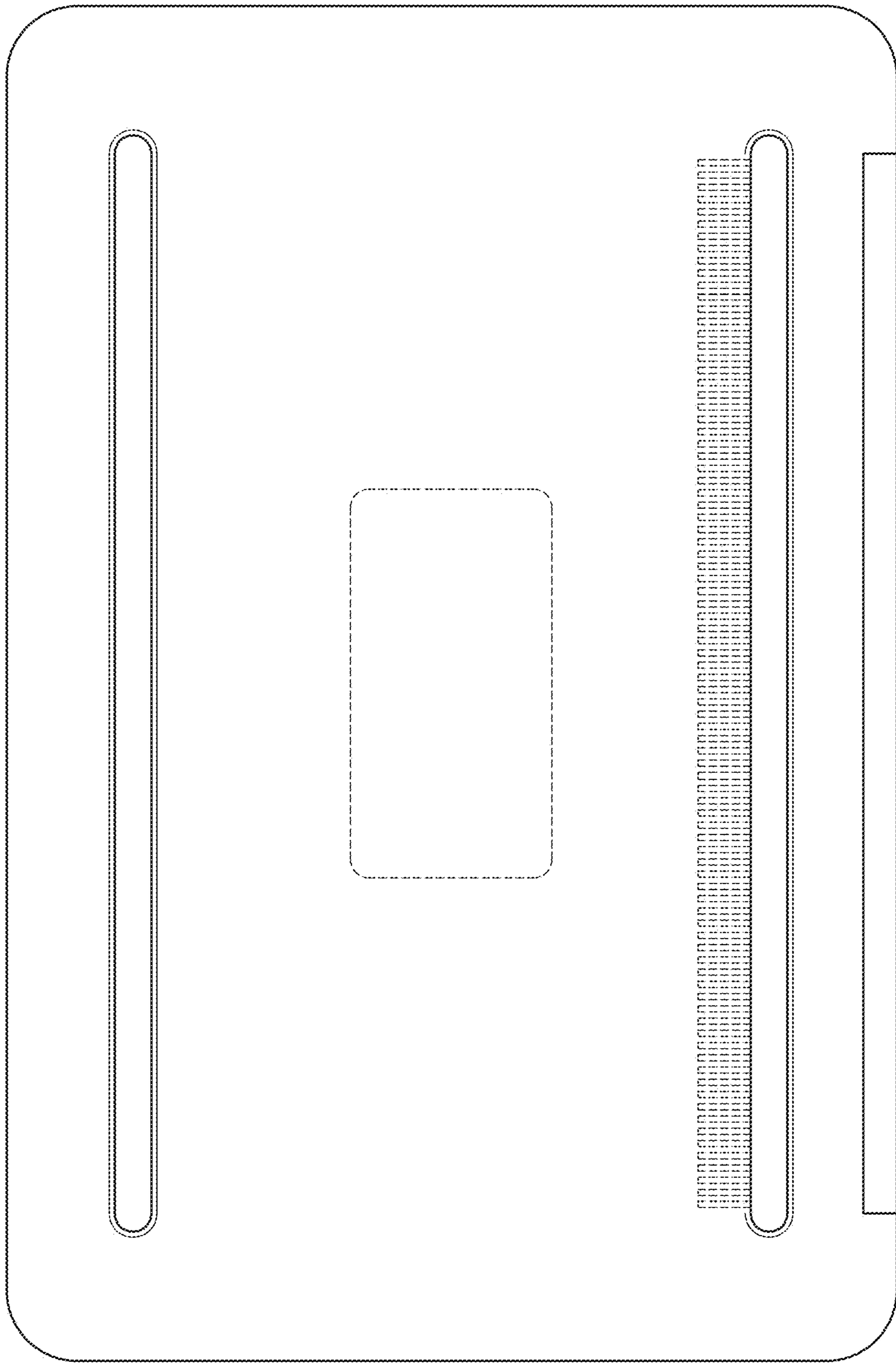


FIG. 7

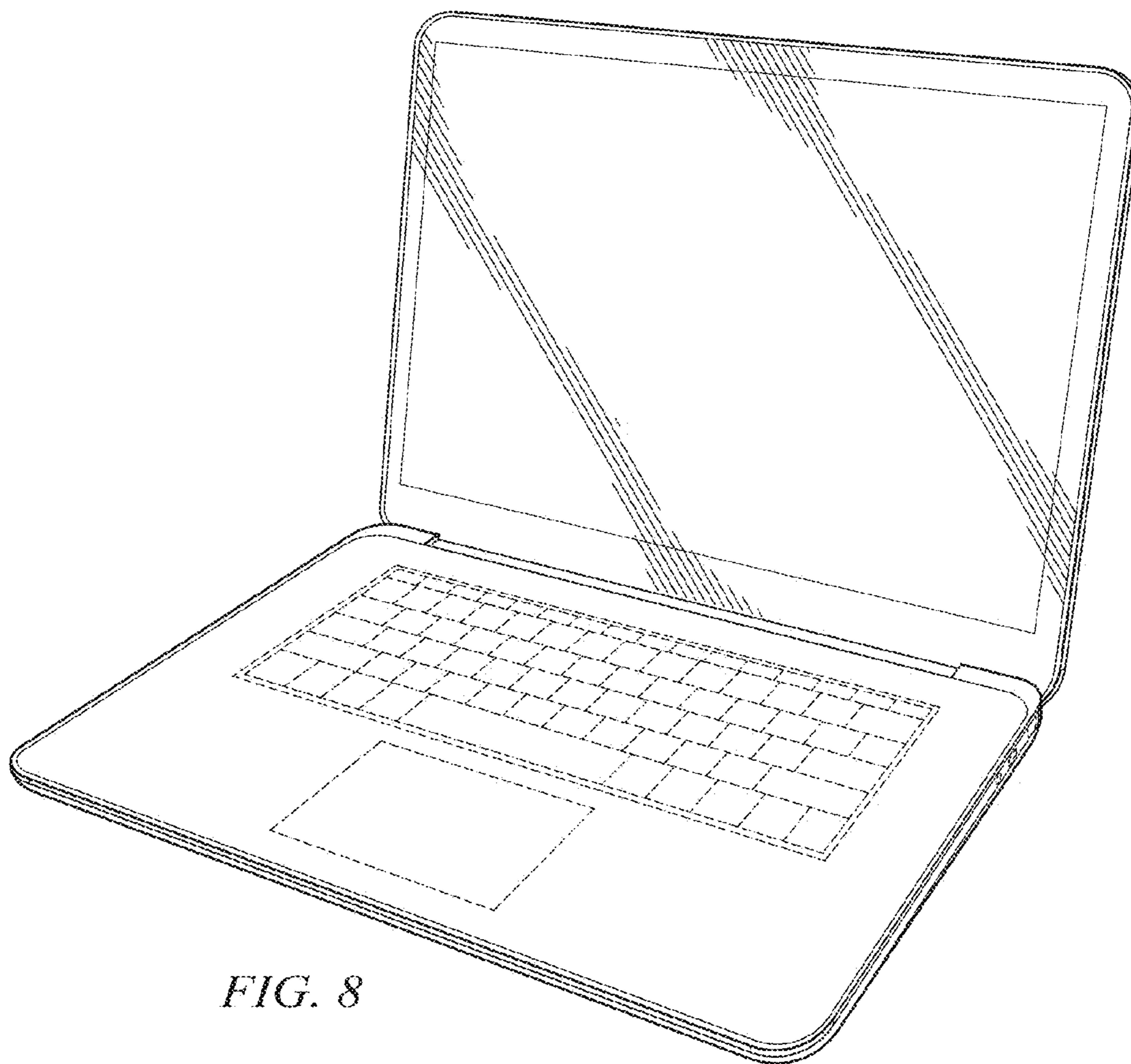


FIG. 8