



US00D678262S

(12) **United States Design Patent**
Prato

(10) **Patent No.:** **US D678,262 S**
(45) **Date of Patent:** **** Mar. 19, 2013**

(54) **SMART PHONE COVER**

(71) Applicant: **Stanley Prato**, Miami, FL (US)

(72) Inventor: **Stanley Prato**, Miami, FL (US)

(**) Term: **14 Years**

(21) Appl. No.: **29/433,975**

(22) Filed: **Oct. 8, 2012**

(51) **LOC (9) Cl.** **14-03**

(52) **U.S. Cl.** **D14/250**

(58) **Field of Classification Search** D14/250–253,
D14/440, 203.3–203.7, 217, 496, 248, 238.1,
D14/240, 447; D3/201, 218, 269, 301, 273,
D3/303, 103, 247; D13/103, 107–108, 119;
220/4.02; 248/309.1, 371, 176.3, 668; 361/679.56,
361/679.3, 679.25, 816; 379/426, 433.11,
379/455; 455/575.1, 575.8; 206/305, 320;
345/173

See application file for complete search history.

(56) **References Cited**

U.S. PATENT DOCUMENTS

D357,918	S *	5/1995	Doria	D14/218
7,380,657	B2 *	6/2008	Yeh et al.	206/320
D574,819	S *	8/2008	Andre et al.	D3/269
D659,132	S *	5/2012	Wen	D14/250
D662,929	S *	7/2012	Fahrendorff et al.	D14/250
D671,930	S *	12/2012	Akana et al.	D14/250
2011/0297578	A1 *	12/2011	Stiehl et al.	206/701
2012/0018325	A1 *	1/2012	Kim	206/320
2012/0043236	A1 *	2/2012	Szucs et al.	206/320
2012/0305422	A1 *	12/2012	Vandiver	206/320

OTHER PUBLICATIONS

iPhone 5 bumper case, posted Sep. 19, 2012, <URL:http://www.diytrade.com/china/pd/10976028/iPhone5_bumper_case.html>, retrieved from internet on Dec. 16, 2012.*

* cited by examiner

Primary Examiner — Carla Jobe Wright

(74) *Attorney, Agent, or Firm* — Espinosa Trueba PL; William R. Trueba, Jr.

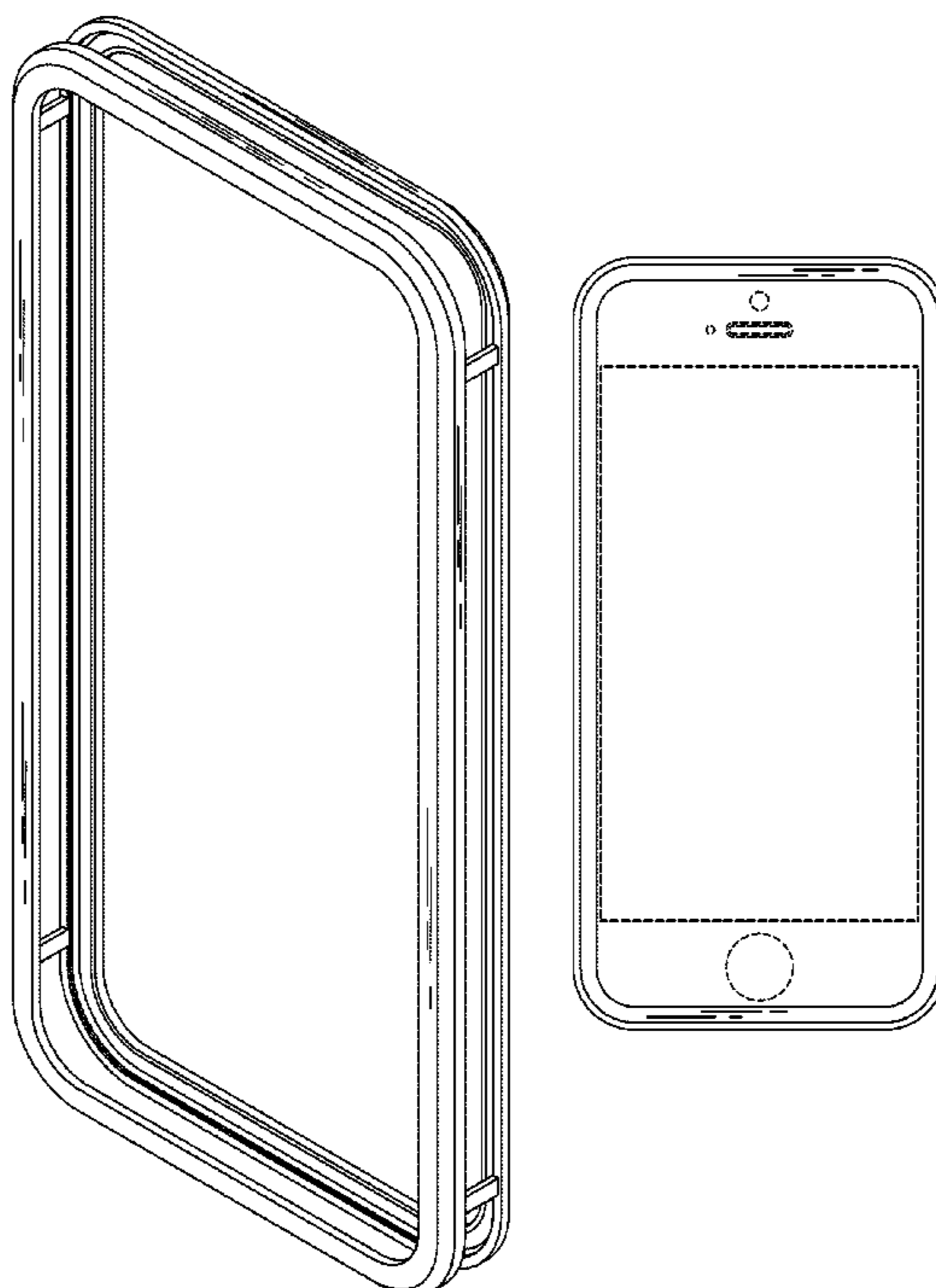
(57) **CLAIM**

The ornamental design for a smart phone cover, as shown and described.

DESCRIPTION

FIG. 1 is a front perspective view of a smart phone cover showing my new design;
FIG. 2 is a front elevational view thereof;
FIG. 3 is a top plan view thereof;
FIG. 4 is a bottom plan view thereof;
FIG. 5 is a right elevational view thereof;
FIG. 6 is a front perspective view thereof, showing my new design with an exemplary smart phone illustrated in broken lines;
FIG. 7 is a front elevational view thereof;
FIG. 8 is a top plan view thereof;
FIG. 9 is a bottom plan view thereof;
FIG. 10 is a left elevational view thereof; and,
FIG. 11 is a right elevational view thereof.
The broken lines in FIGS. 6 through 11, depicting a smart phone, are to illustrate environmental subject matter that forms no part of the claimed design.

1 Claim, 4 Drawing Sheets



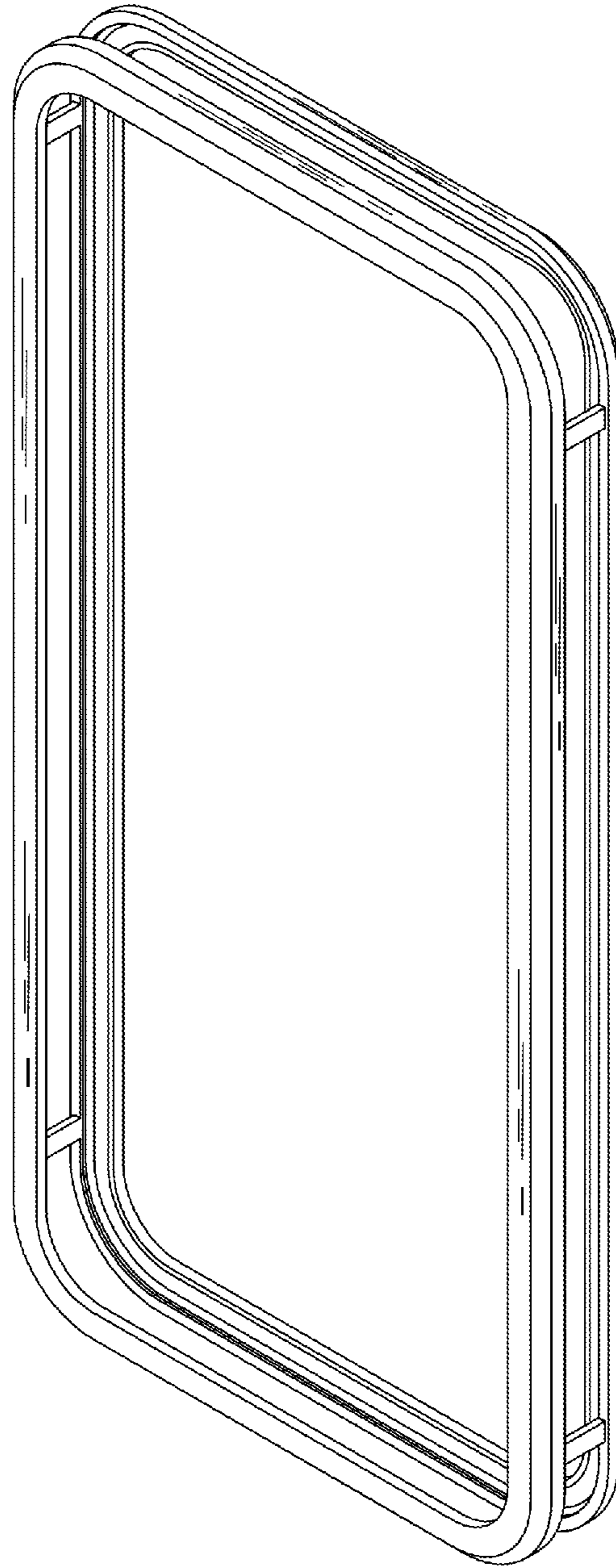


FIG. 1

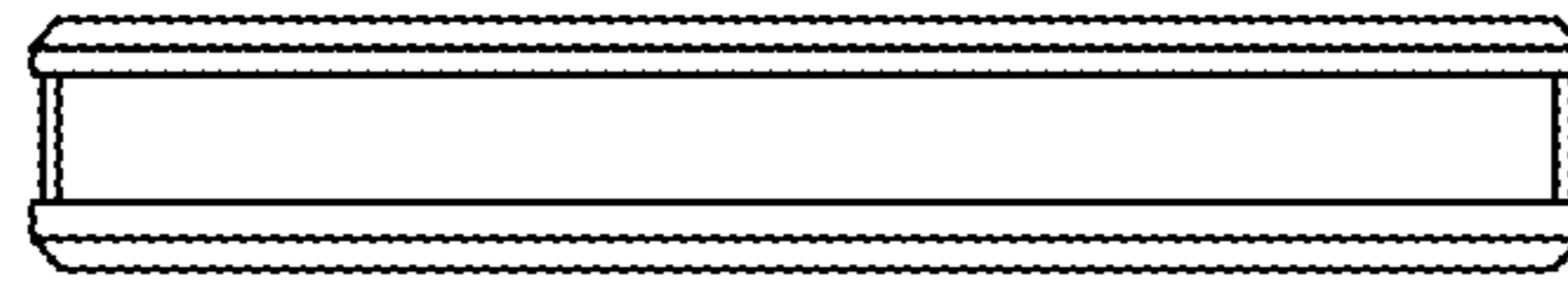


FIG. 3




FIG. 2

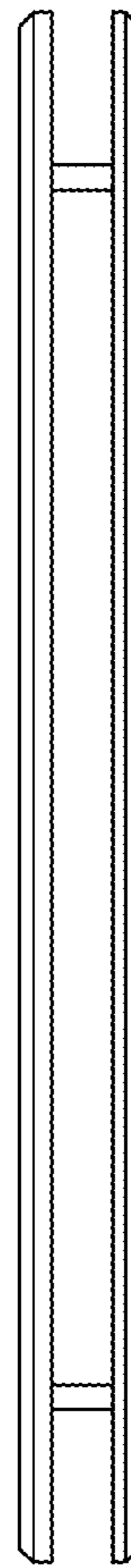


FIG. 5




FIG. 4




FIG. 6

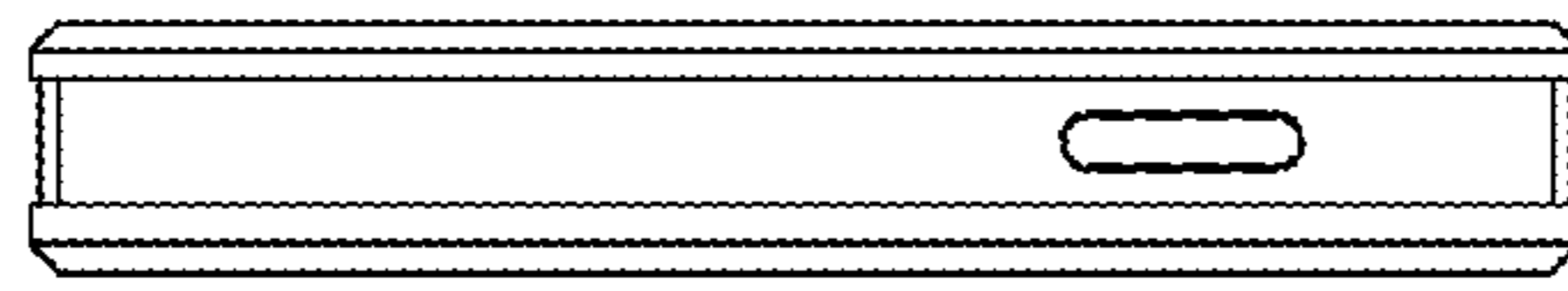


FIG. 8

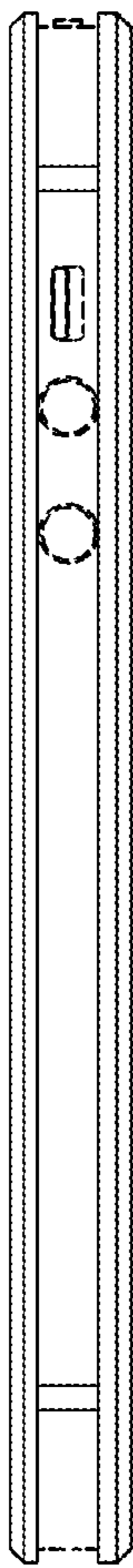


FIG. 10




FIG. 7

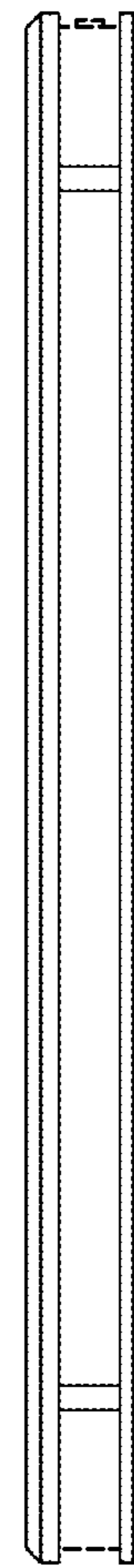


FIG. 11

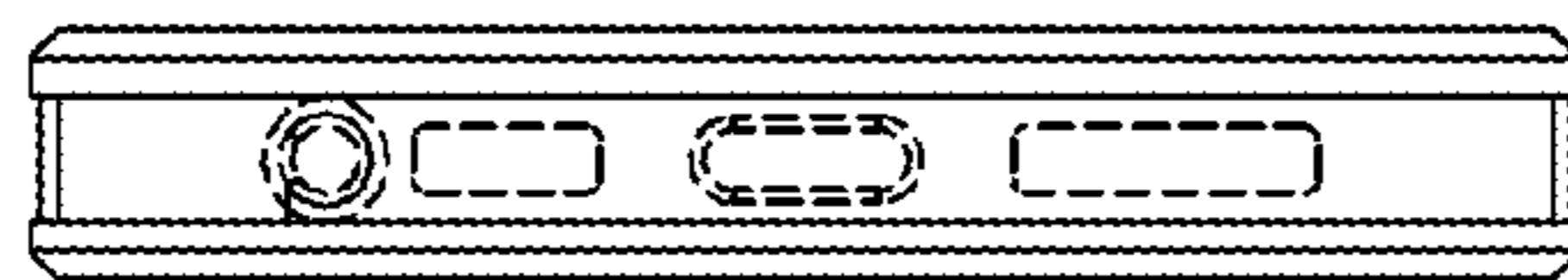


FIG. 9