



US00D678255S

(12) **United States Design Patent**
Ko et al.

(10) **Patent No.:** **US D678,255 S**
(45) **Date of Patent:** **** Mar. 19, 2013**

(54) **ANTENNA**

(75) Inventors: **Ching-Hsiang Ko**, New Taipei (TW);
Kai Shih, New Taipei (TW); **Jia-Hung Su**, New Taipei (TW)

(73) Assignee: **Cheng Uei Precision Industry Co., Ltd.**, New Taipei (TW)

(**) Term: **14 Years**

(21) Appl. No.: **29/431,408**

(22) Filed: **Sep. 6, 2012**

(51) **LOC (9) Cl.** **14-03**

(52) **U.S. Cl.** **D14/230**

(58) **Field of Classification Search** D14/138,
D14/230-238, 299, 358; D12/42, 43; 343/700 MS,
343/700 R-705, 711-713, 735, 736, 741,
343/748, 767, 795, 819, 840, 846, 866, 871-908;
455/90.2, 90.3, 91, 128, 269, 344, 347, 562.1
See application file for complete search history.

(56) **References Cited**

U.S. PATENT DOCUMENTS

D588,115 S * 3/2009 Yoshioka D14/230
D603,850 S * 11/2009 Wu et al. D14/230

D606,055 S * 12/2009 Wu et al. D14/230
D608,354 S * 1/2010 Yang et al. D14/230
D632,681 S * 2/2011 Yu et al. D14/230
D635,128 S * 3/2011 Huang et al. D14/230
D635,560 S * 4/2011 Tsai et al. D14/230
2008/0150829 A1 * 6/2008 Lin et al. 343/860
2009/0002244 A1 * 1/2009 Woo 343/702
2009/0146906 A1 * 6/2009 Anguera Pros et al. 343/906
2010/0123628 A1 * 5/2010 Su et al. 343/700 MS

* cited by examiner

Primary Examiner — John Windmuller

(74) *Attorney, Agent, or Firm* — Cheng-Ju Chiang

(57) **CLAIM**

The ornamental design for an antenna, as shown and described.

DESCRIPTION

FIG. 1 is a perspective view of an antenna showing our new design;

FIG. 2 is a front elevational view thereof;

FIG. 3 is a rear elevational view thereof;

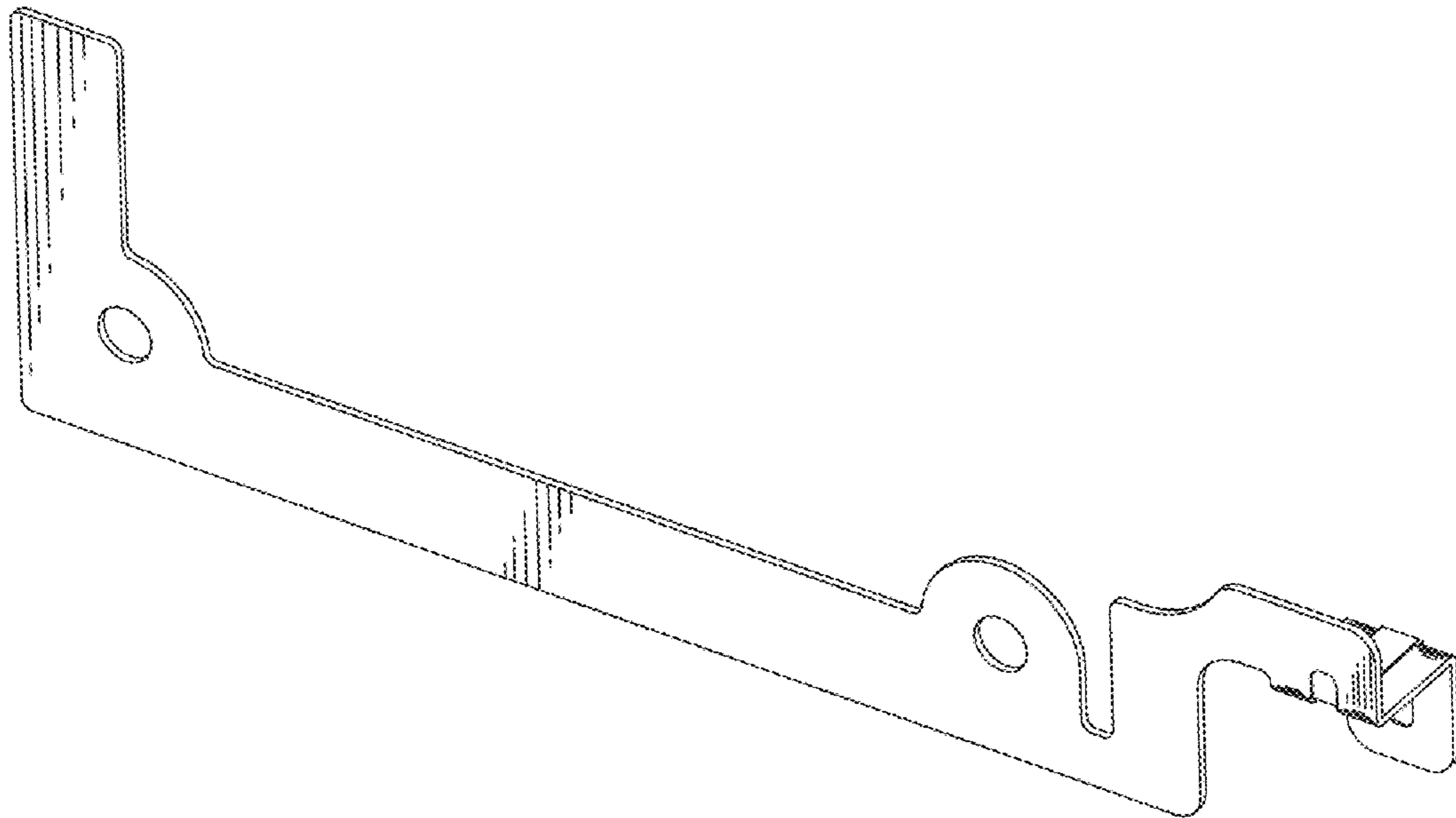
FIG. 4 is a left side elevational view thereof;

FIG. 5 is a right side elevational view thereof;

FIG. 6 is a top plan view thereof; and,

FIG. 7 is a bottom plan view thereof.

1 Claim, 7 Drawing Sheets



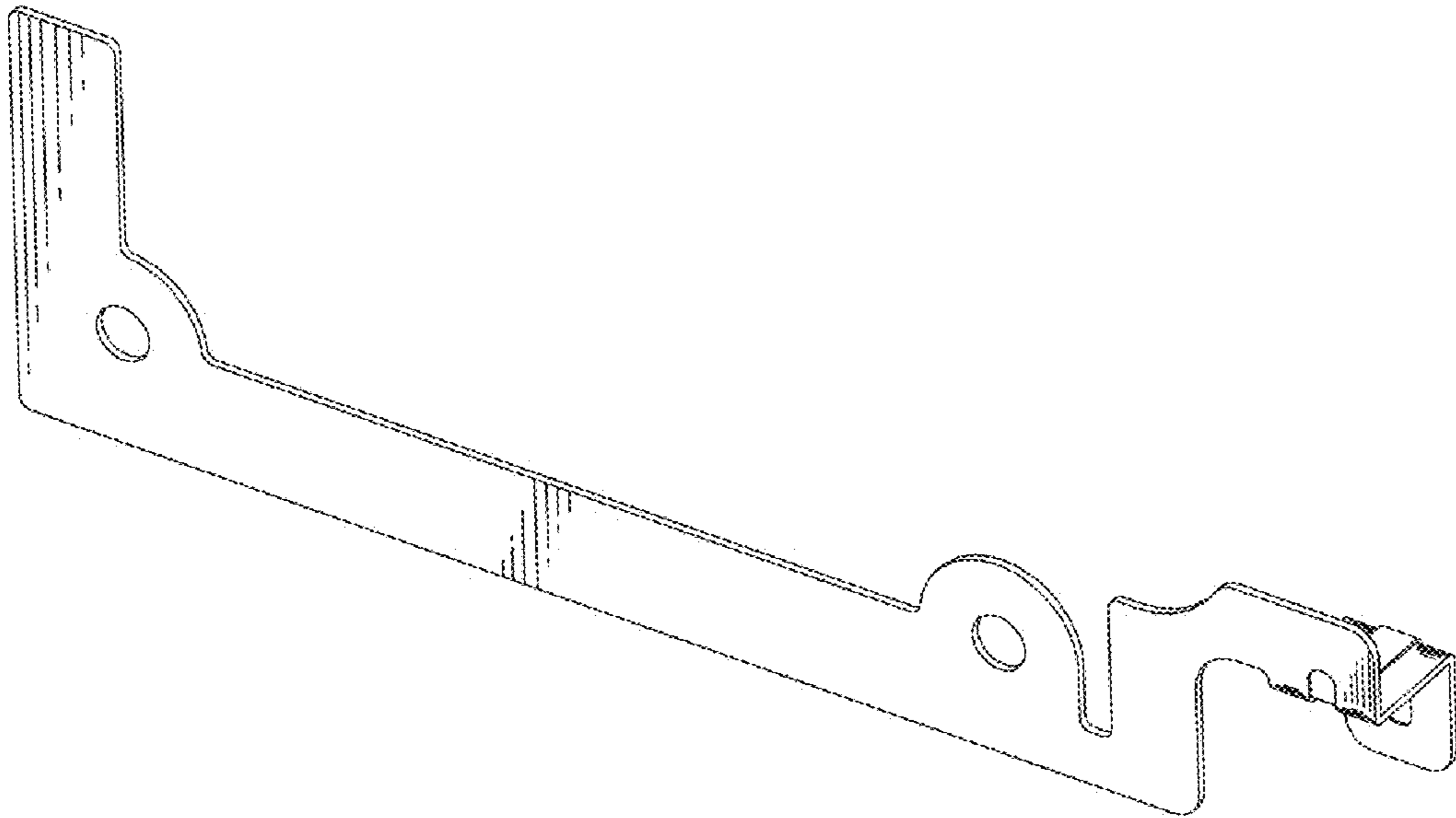


FIG. 1

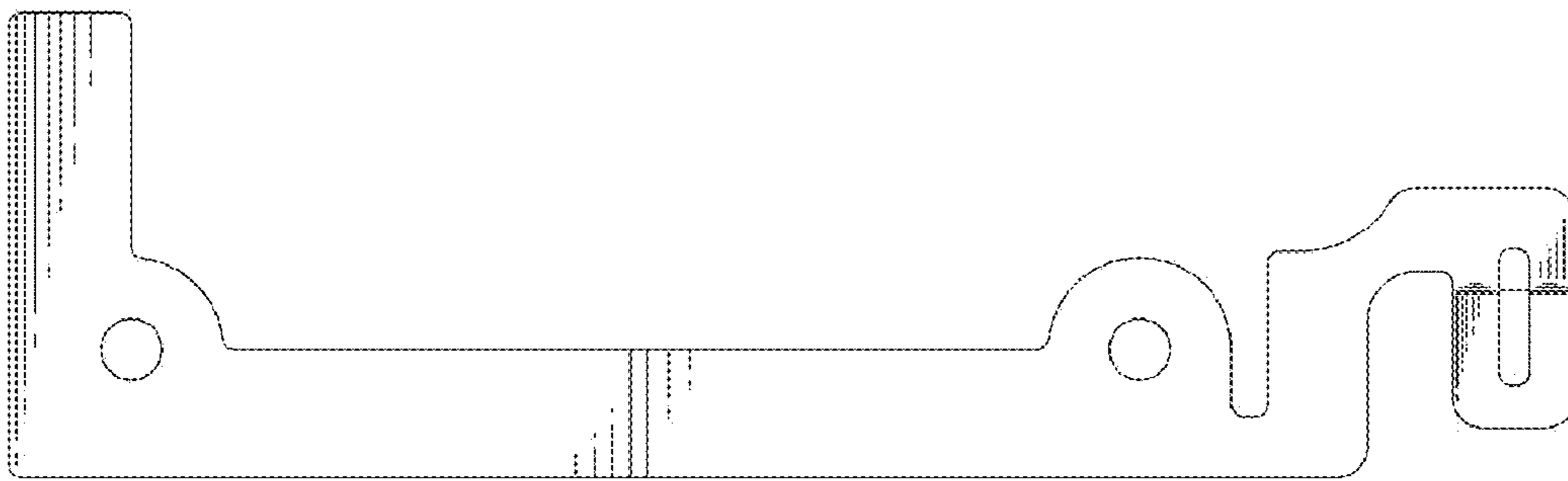


FIG. 2

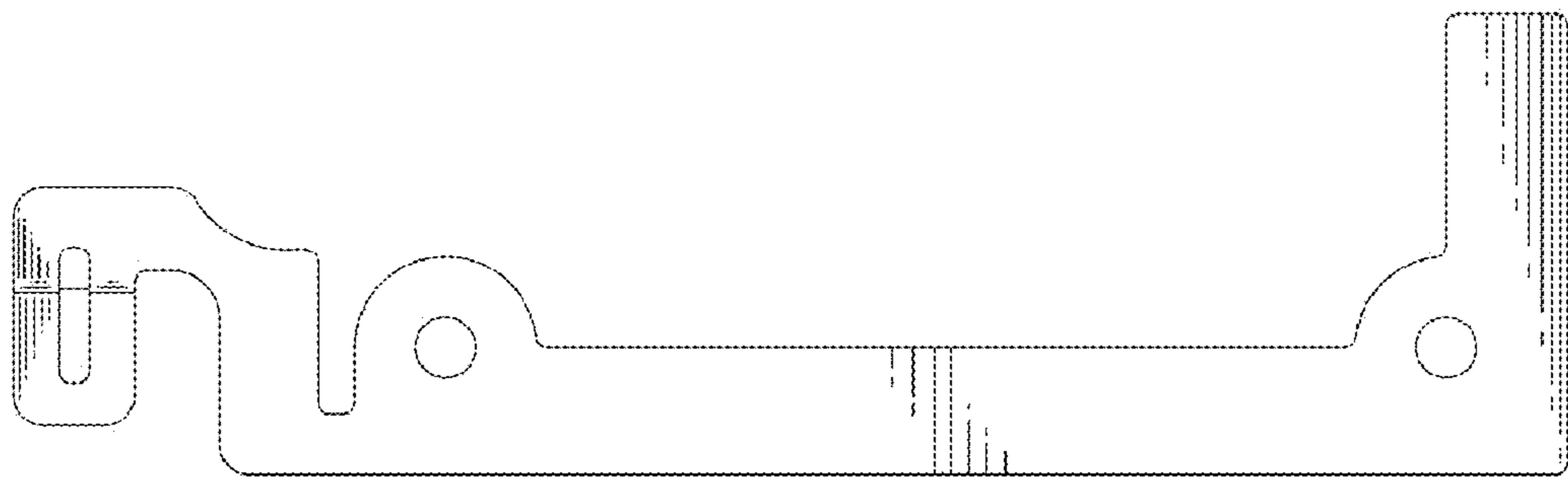


FIG. 3

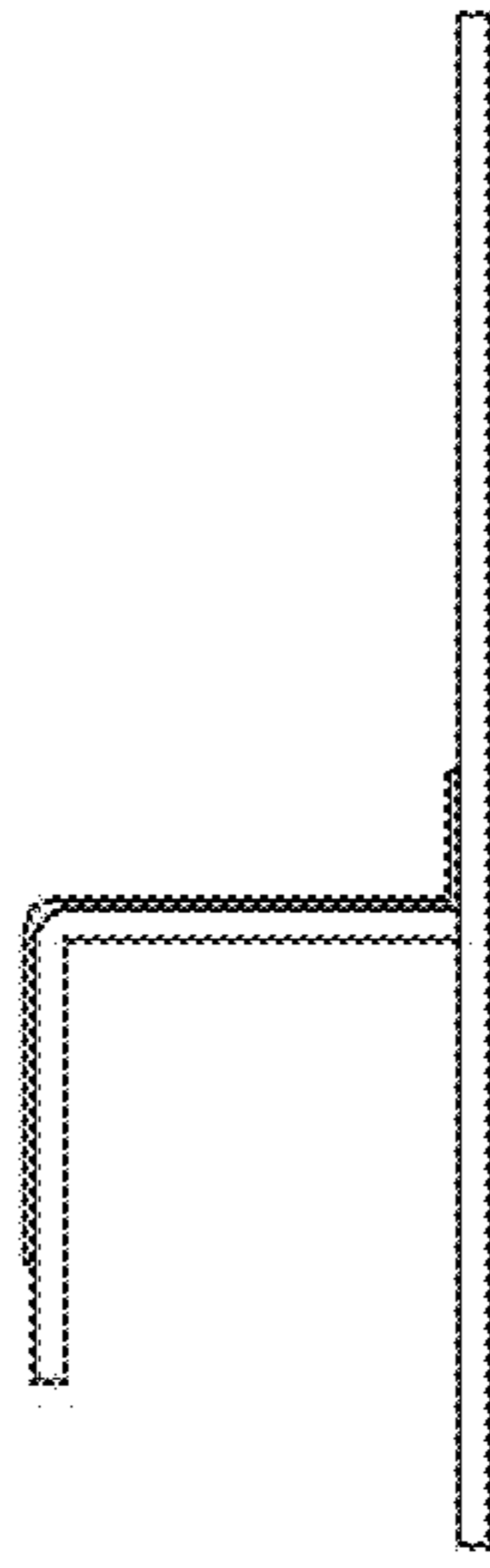


FIG. 4

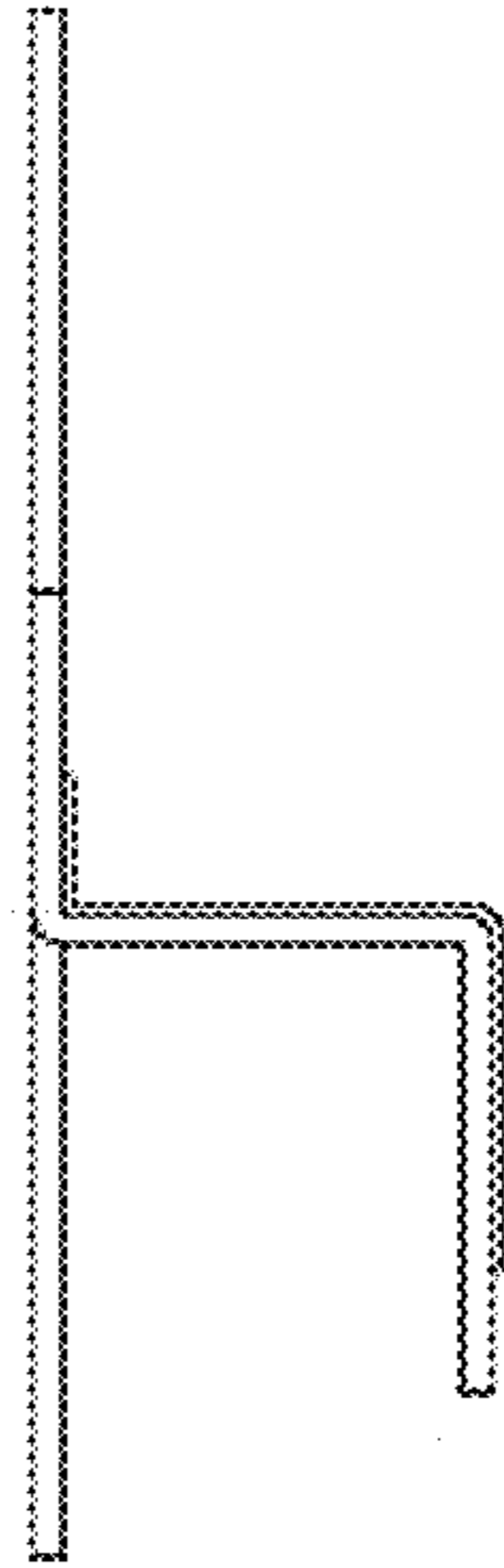


FIG. 5



FIG. 6



FIG. 7