



US00D678250S

(12) **United States Design Patent**  
**O'Donnell et al.**

(10) **Patent No.:** **US D678,250 S**  
(45) **Date of Patent:** **\*\* Mar. 19, 2013**

(54) **DISC JOCKEY MIXER AND DRUM MACHINE**

(75) Inventors: **John E. O'Donnell**, Ft. Lauderdale, FL (US); **Jonathan Hayes**, Boston, MA (US); **Paul C. Williamson**, Providence, RI (US)

(73) Assignee: **inMusic Brands, Inc.**, Cumberland, RI (US)

(\*\*) Term: **14 Years**

(21) Appl. No.: **29/411,587**

(22) Filed: **Jan. 24, 2012**

(51) **LOC (9) Cl.** ..... **14-03**

(52) **U.S. Cl.** ..... **D14/217**

(58) **Field of Classification Search** ..... D14/162, D14/167-169, 175, 188, 196-198, 217, 257, D14/258, 496; D13/163, 164; 84/625, 660, 84/697; 455/350; 381/119

See application file for complete search history.

(56) **References Cited**

**U.S. PATENT DOCUMENTS**

D500,307 S	*	12/2004	Ishizaki	.....	D14/217
D592,208 S	*	5/2009	Ishizaki et al.	.....	D14/257
D602,914 S	*	10/2009	Williamson et al.	.....	D14/217
D605,604 S	*	12/2009	El-Kiss	.....	D13/163
D615,993 S	*	5/2010	Ho	.....	D14/496

D624,053 S	*	9/2010	Williamson et al.	.....	D14/217
D648,324 S	*	11/2011	Medas	.....	D14/217
D665,778 S	*	8/2012	Langlois	.....	D14/217
D666,172 S	*	8/2012	Iijima et al.	.....	D14/217
D666,173 S	*	8/2012	Iijima et al.	.....	D14/217

\* cited by examiner

*Primary Examiner* — Keli L Hill

(74) *Attorney, Agent, or Firm* — Finnegan, Henderson, Farabow, Garrett, and Dunner, LLP

(57) **CLAIM**


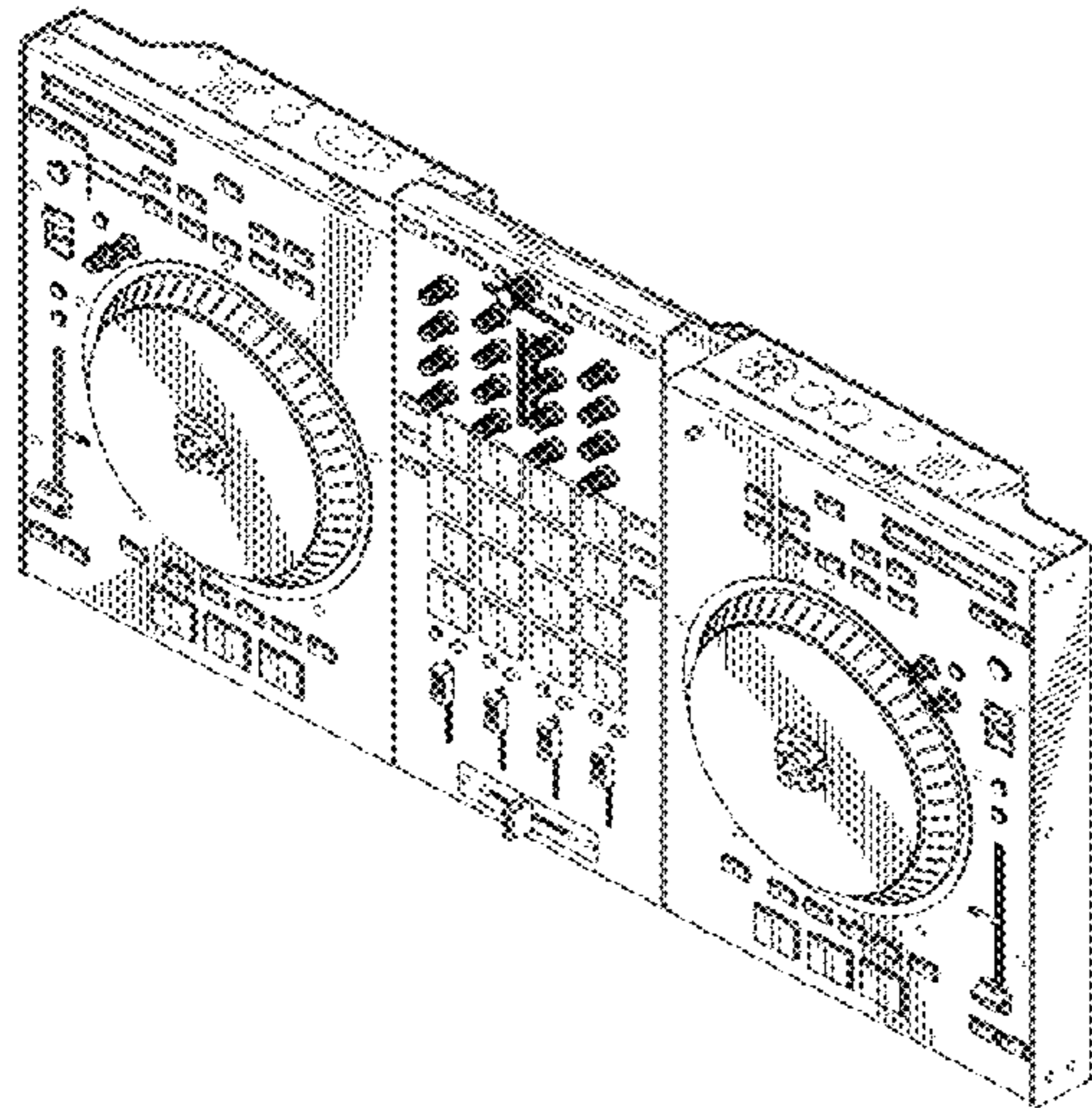
The ornamental design for a disc jockey mixer and drum machine, as shown and described.

**DESCRIPTION**

FIG. 1 is a top, rear, right side perspective view of a disc jockey mixer and drum machine, showing our new design; FIG. 2 is a front elevation view thereof; FIG. 3 is a rear elevation view thereof; FIG. 4 is a top view thereof; FIG. 5 is a bottom view thereof; FIG. 6 is a right side elevation view thereof; and, FIG. 7 is a left side elevation view thereof.

The bottom view, connectors, screw attachment points and other structures depicted in broken lines shown in the various views are for environmental purposes only and form no part of the claimed design.

**1 Claim, 7 Drawing Sheets**



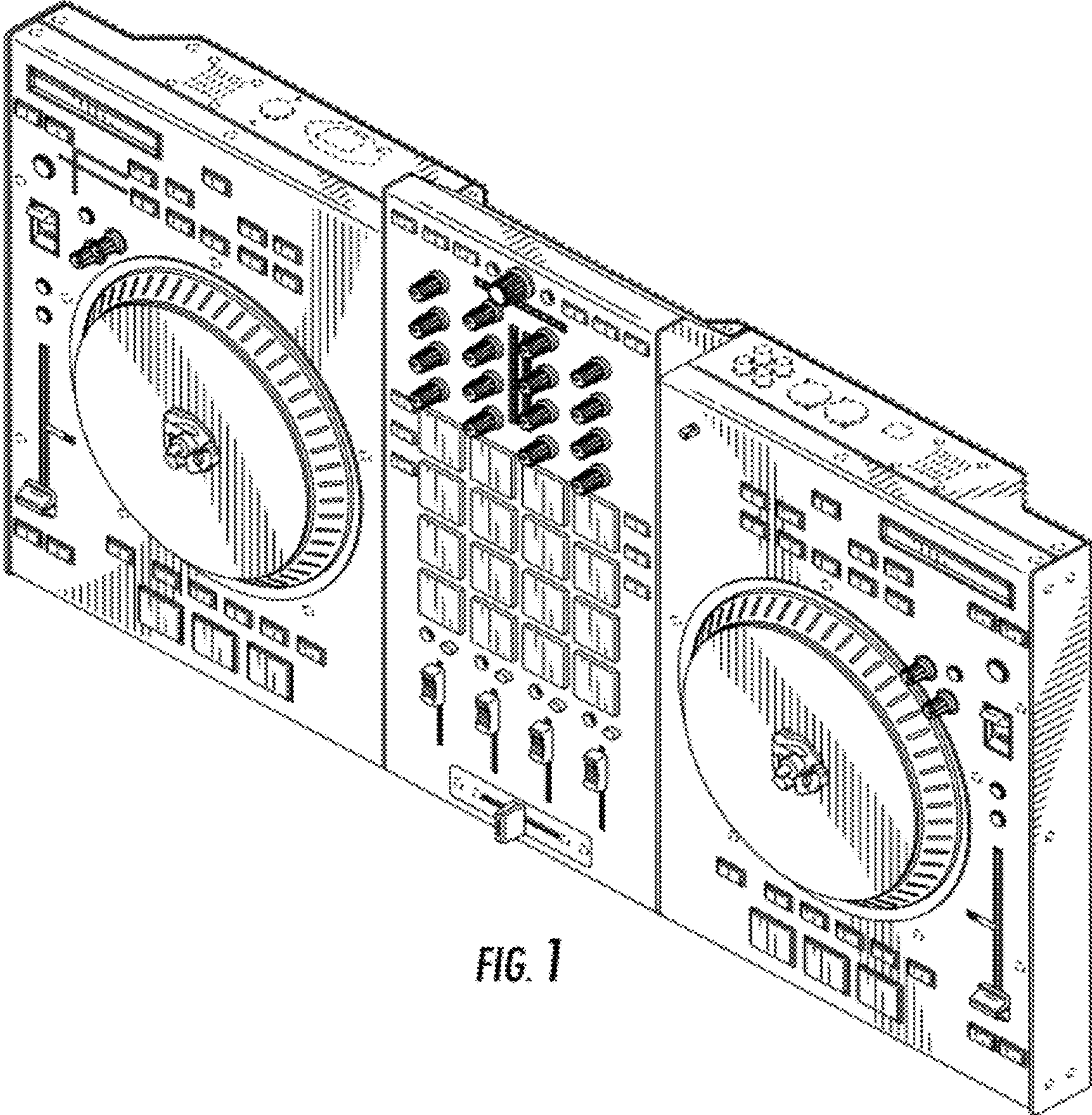


FIG. 1



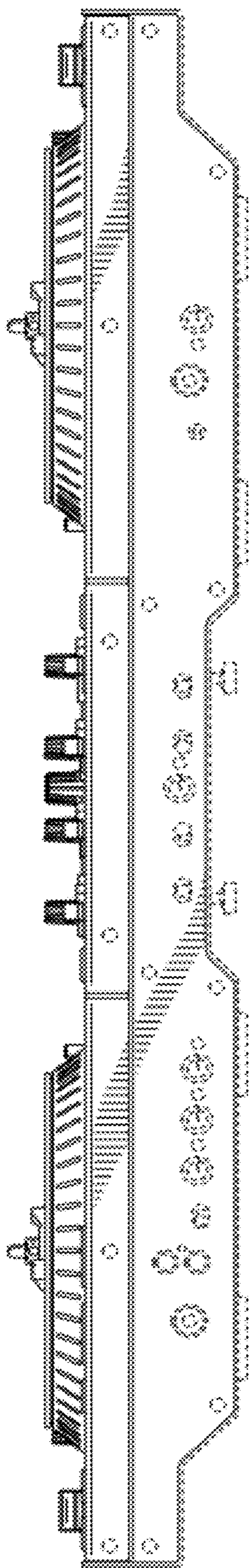


FIG. 2

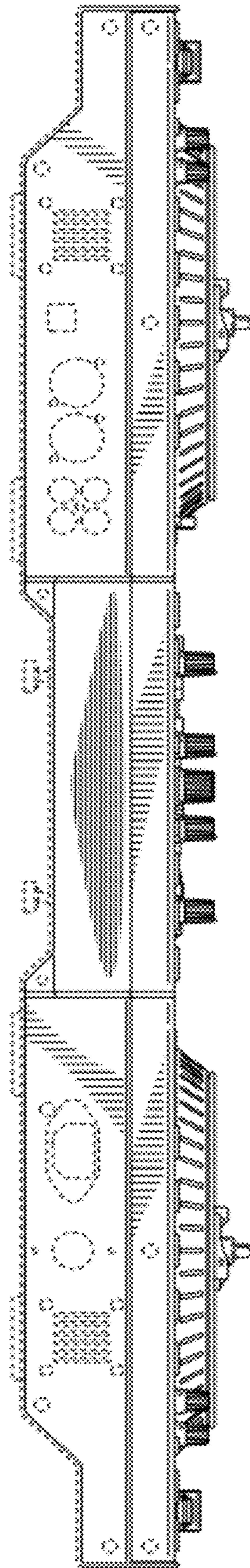


FIG. 3



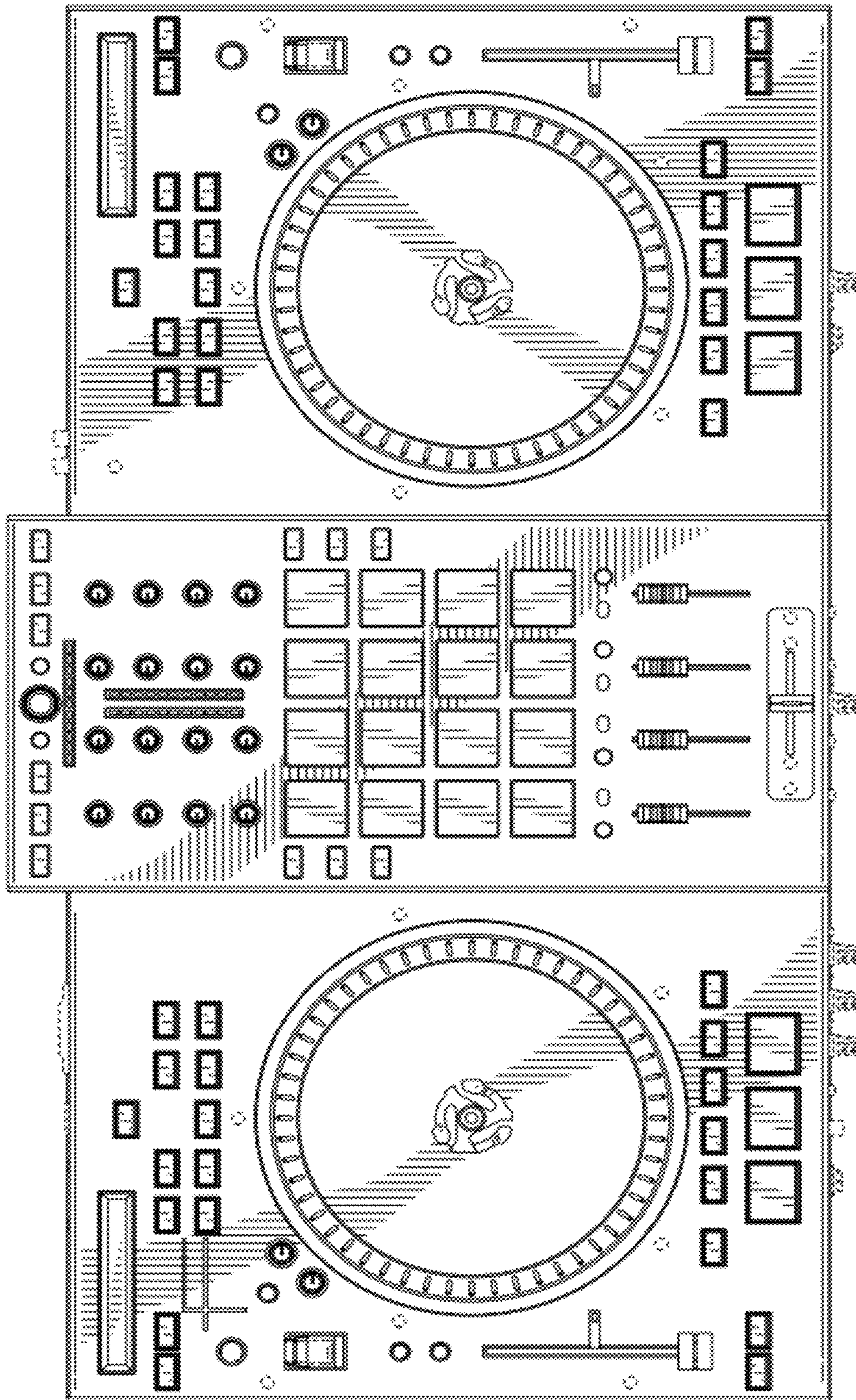


FIG. 4



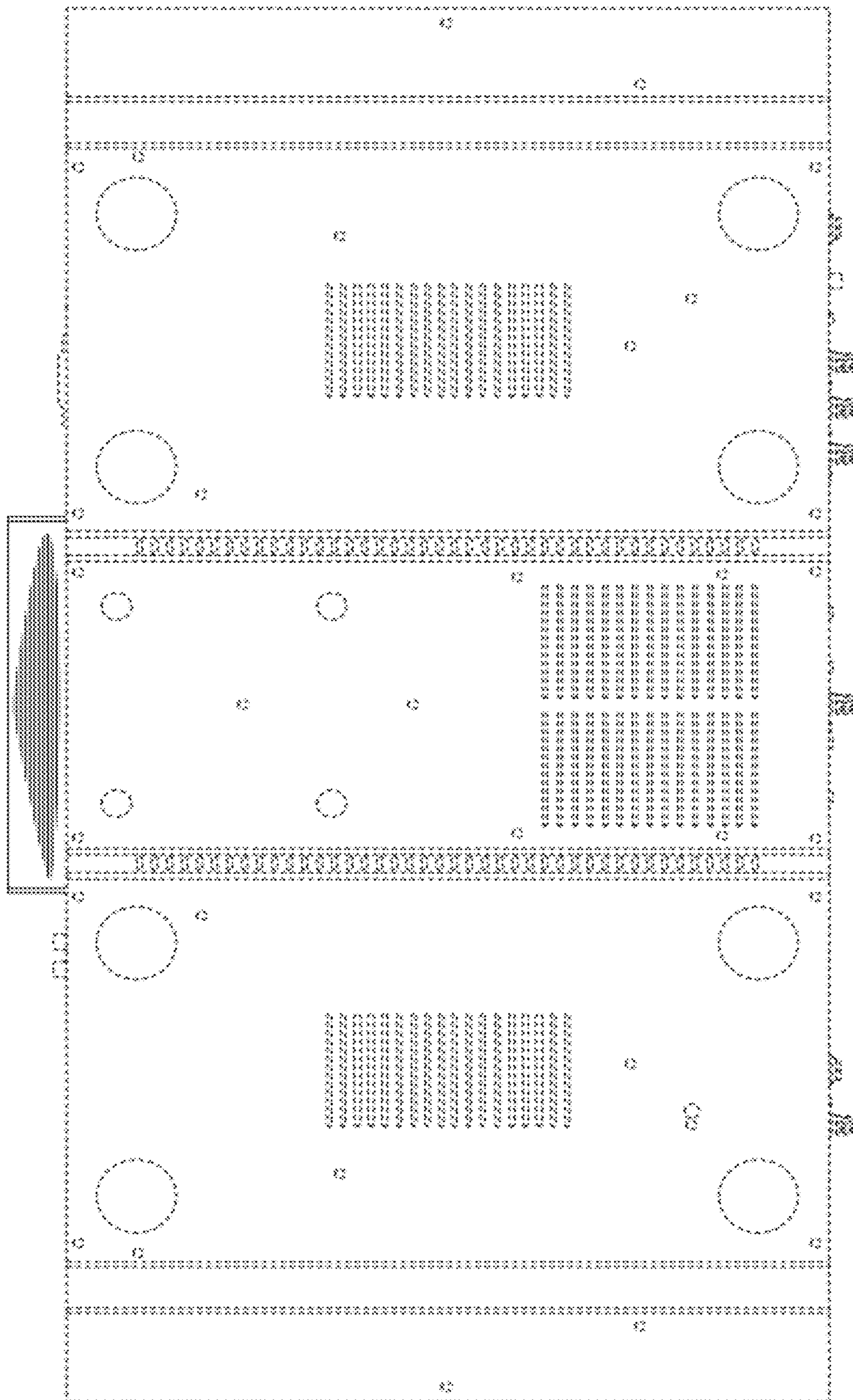


FIG. 5

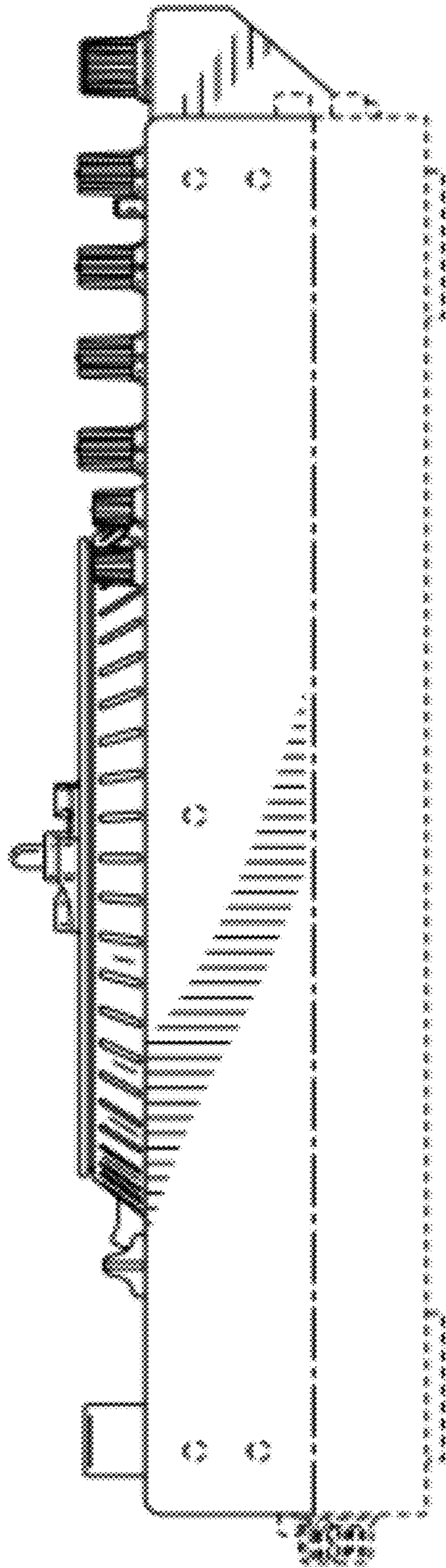


FIG. 6

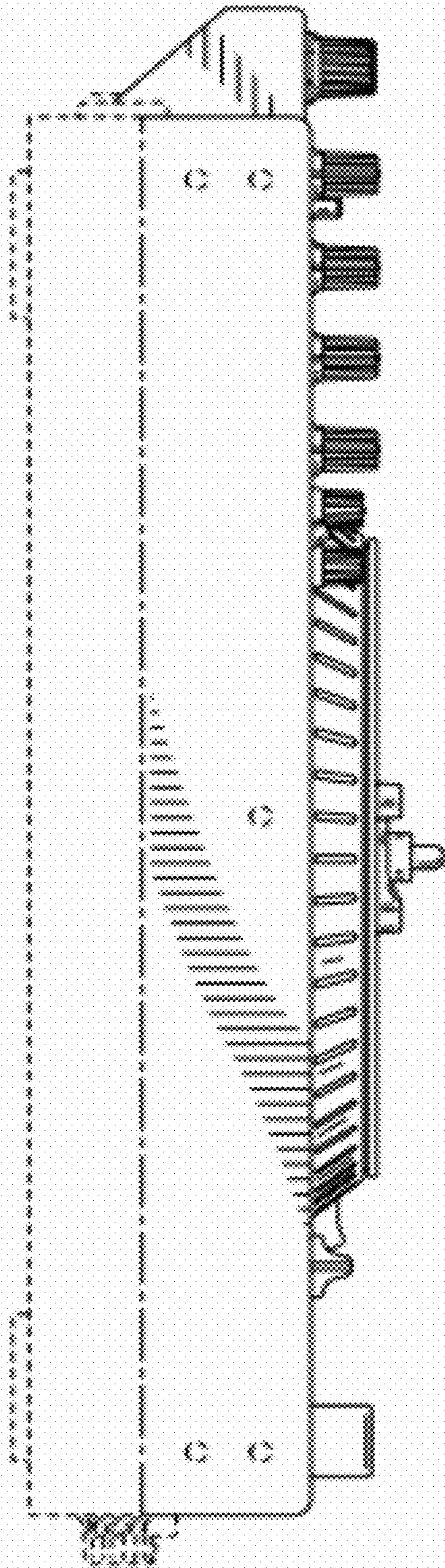


FIG. 7



UNITED STATES PATENT AND TRADEMARK OFFICE  
**CERTIFICATE OF CORRECTION**

PATENT NO. : D678,250 S  
APPLICATION NO. : 29/411587  
DATED : March 19, 2013  
INVENTOR(S) : John E. O'Donnell et al.

Page 1 of 1

It is certified that error appears in the above-identified patent and that said Letters Patent is hereby corrected as shown below:

Title Page, Item (75) Inventor: "Paul C. Willaimson, Providence, RI (US)" should be  
--Paul C. Williamson, Providence, RI (US)--

Signed and Sealed this  
Sixteenth Day of July, 2013



Teresa Stanek Rea  
*Acting Director of the United States Patent and Trademark Office*