



US00D678249S

(12) **United States Design Patent**
Kuramoto

(10) **Patent No.:** **US D678,249 S**
(45) **Date of Patent:** **** Mar. 19, 2013**

(54) **CONTROLLER FOR DIGITAL AUDIO
PLAYER**

(75) Inventor: **Takahiro Kuramoto**, Kanagawa (JP)

(73) Assignee: **Pioneer Corporation**, Kawasaki-shi,
Kanagawa (JP)

(**) Term: **14 Years**

(21) Appl. No.: **29/405,665**

(22) Filed: **Nov. 4, 2011**

(30) **Foreign Application Priority Data**

Aug. 29, 2011 (JP) 2011-019452

(51) **LOC (9) Cl.** **14-03**

(52) **U.S. Cl.** **D14/217**

(58) **Field of Classification Search** D14/162,
D14/167-169, 175, 188, 196-198, 217, 257,
D14/258, 496; D13/163, 164; 84/625, 660,
84/697; 455/350; 381/119

See application file for complete search history.

(56) **References Cited**

U.S. PATENT DOCUMENTS

D602,914 S	*	10/2009	Williamson et al.	D14/217
D605,604 S	*	12/2009	El-Kiss	D13/163
D615,993 S	*	5/2010	Ho	D14/496
D648,324 S	*	11/2011	Medas	D14/217
D665,778 S	*	8/2012	Langlois	D14/217
D666,172 S	*	8/2012	Iijima et al.	D14/217
D666,173 S	*	8/2012	Iijima et al.	D14/217

FOREIGN PATENT DOCUMENTS

JP	D-1333697 S	6/2008
JP	D-1382564 S	3/2010
JP	D-1396802 S	9/2010
JP	D-1402256 S	11/2010
JP	D-1402564 S	11/2010
JP	D-1413839 S	5/2011
JP	D-1414161 S	5/2011

* cited by examiner

Primary Examiner — Keli L Hill

(74) *Attorney, Agent, or Firm* — Drinker Biddle & Reath
LLP

(57) **CLAIM**

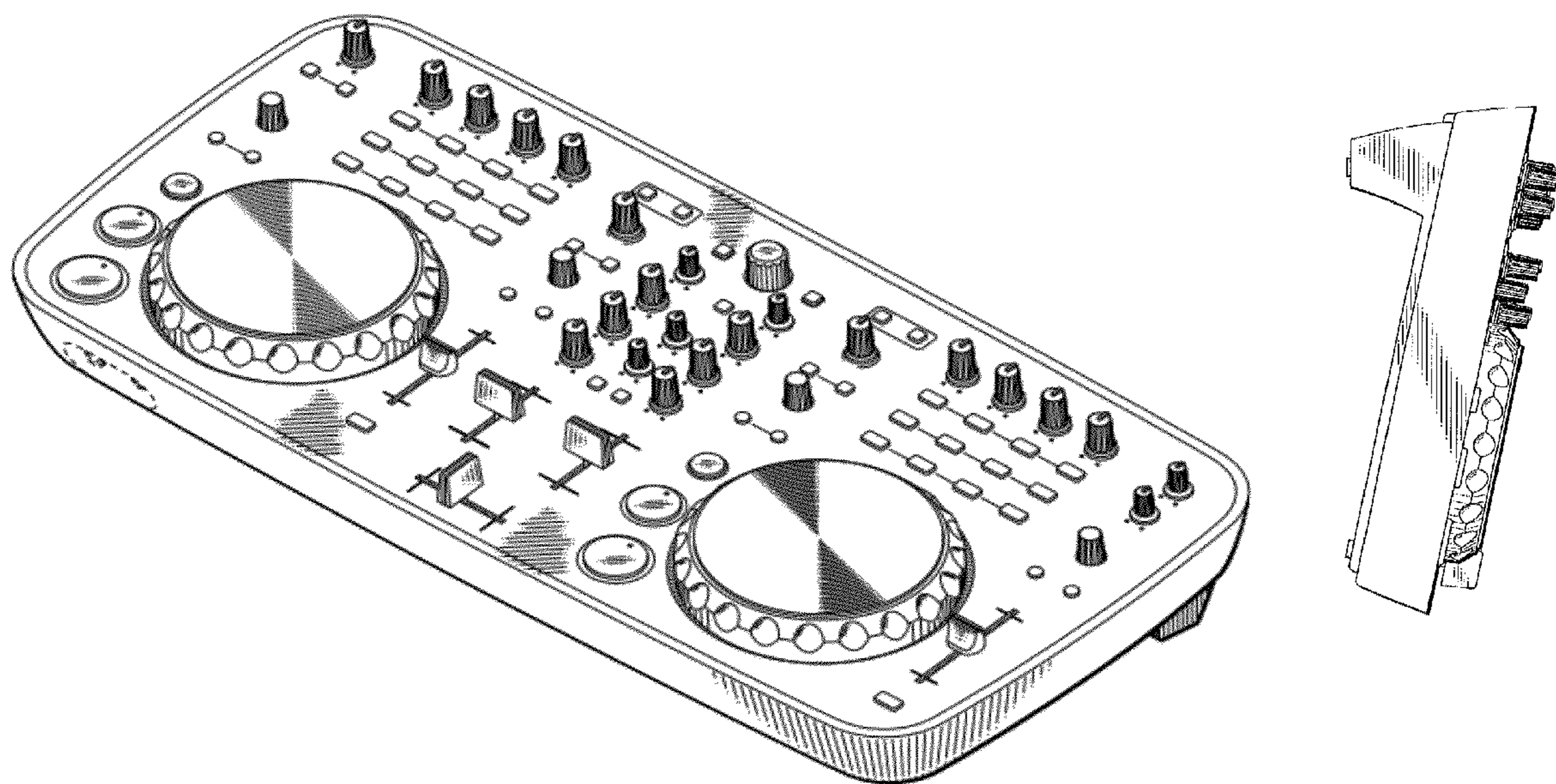
The ornamental design for a controller for digital audio player, as shown and described.

DESCRIPTION

FIG. 1 is a perspective view of the front, top and right side of a controller for digital audio player showing my new design; FIG. 2 is a front view thereof; FIG. 3 is a rear view thereof; FIG. 4 is a left side view thereof; FIG. 5 is a right side view thereof; FIG. 6 is a top view thereof; and, FIG. 7 is a bottom view thereof.

The broken lines shown are included for the purpose of illustrating the unclaimed portions of the article and form no part of the claim.

1 Claim, 5 Drawing Sheets



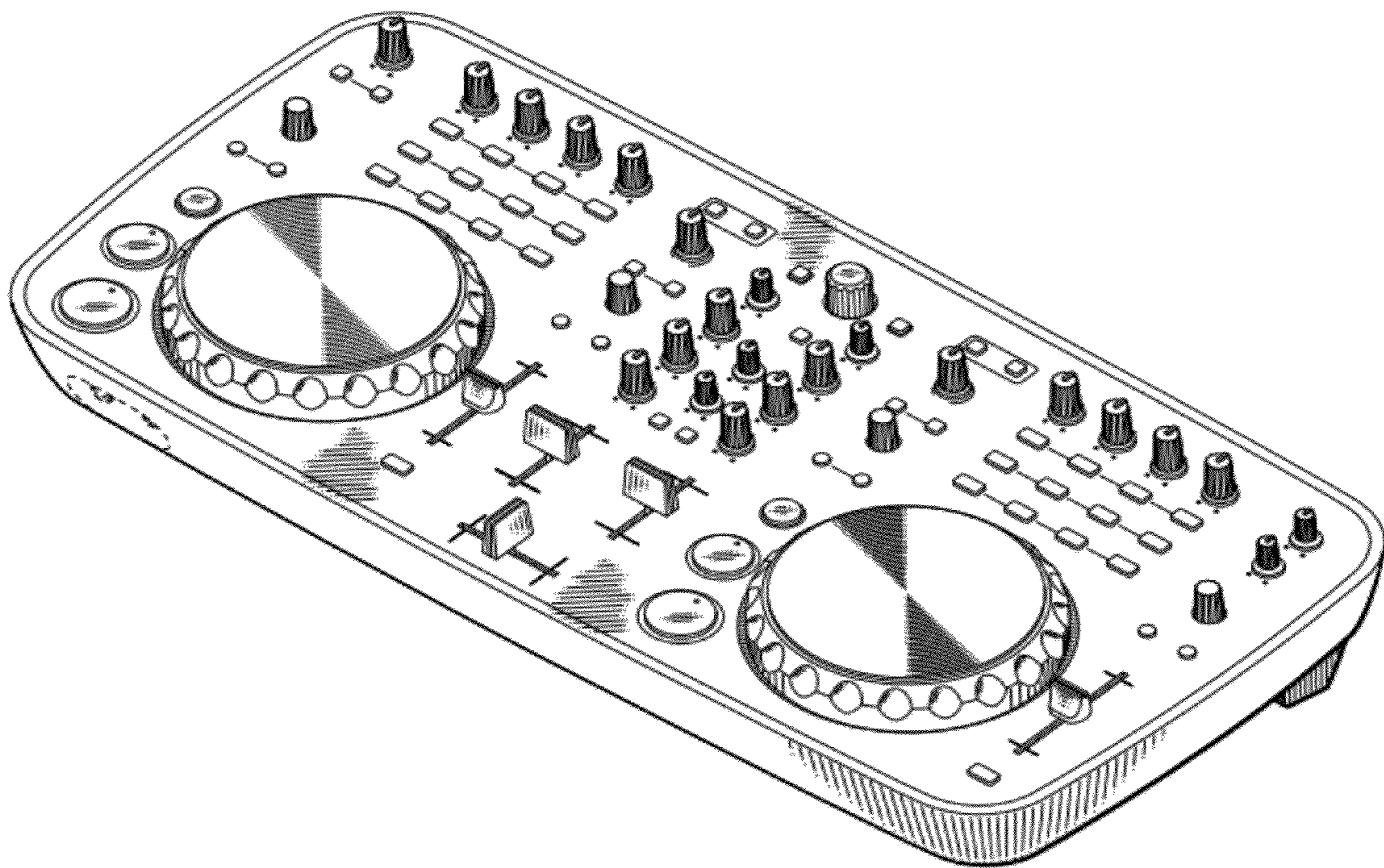


FIG. 1

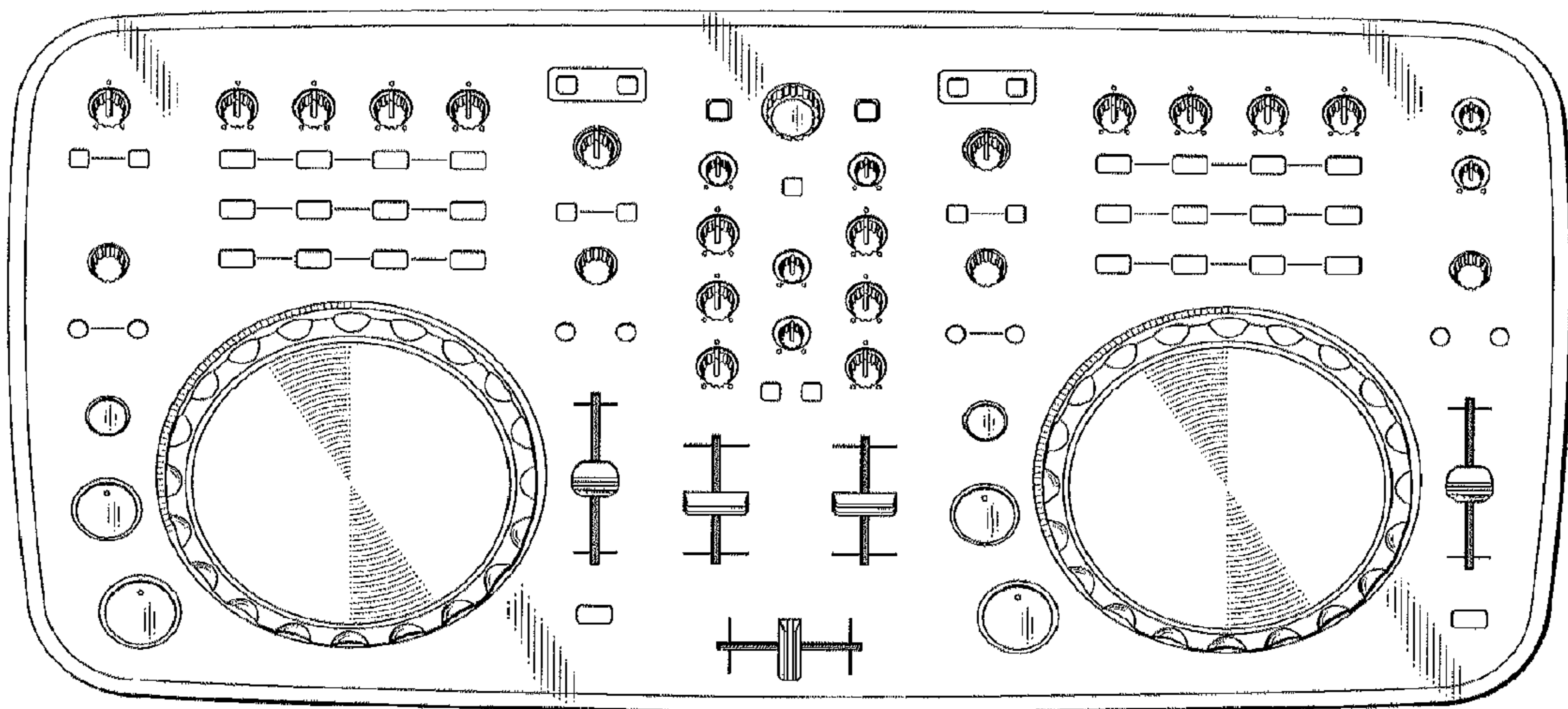


FIG. 2




FIG. 3

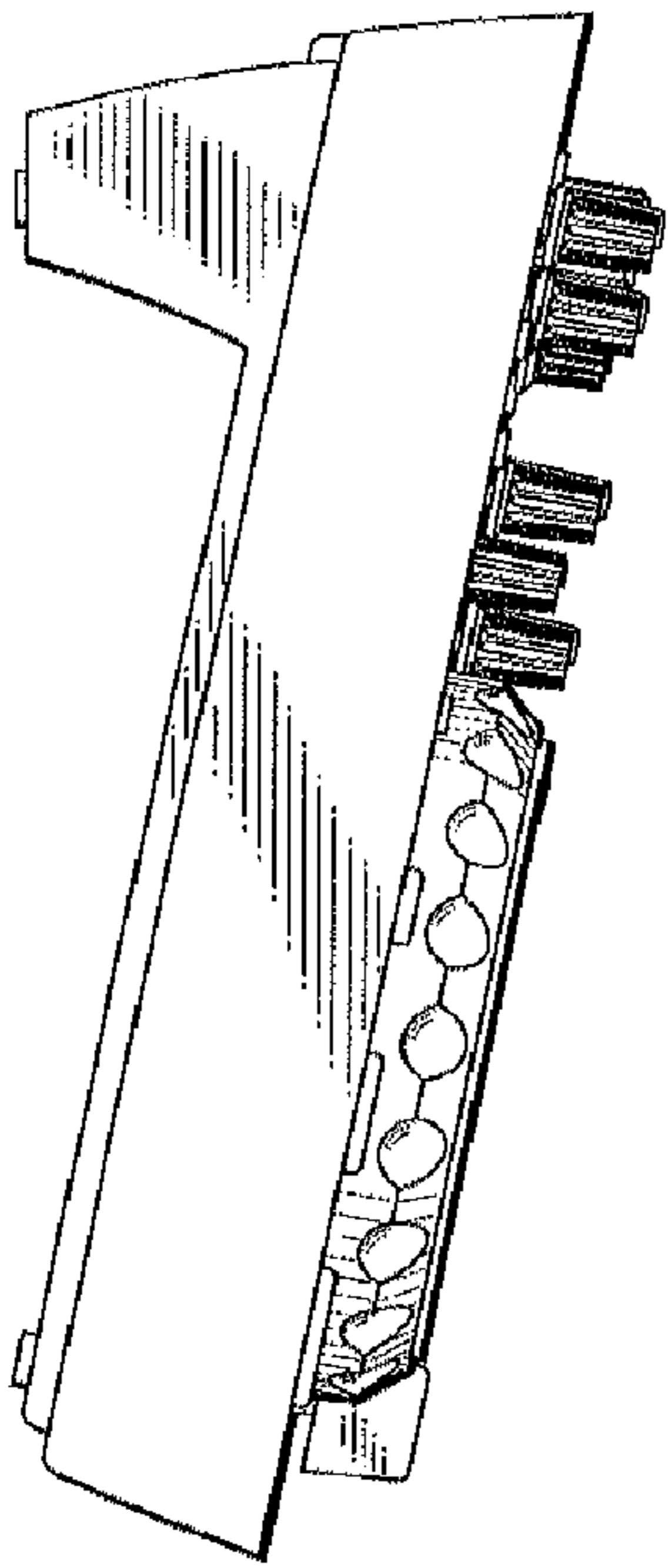


FIG. 4

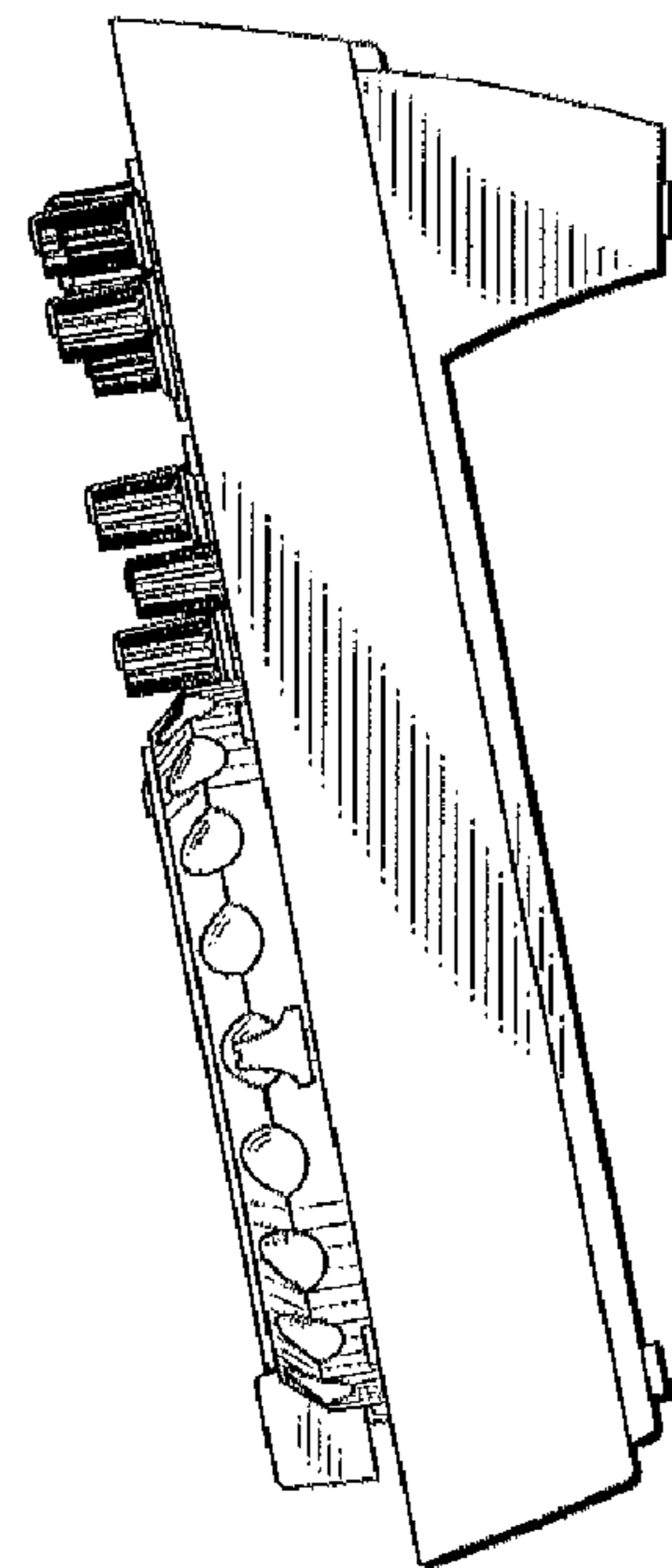


FIG. 5

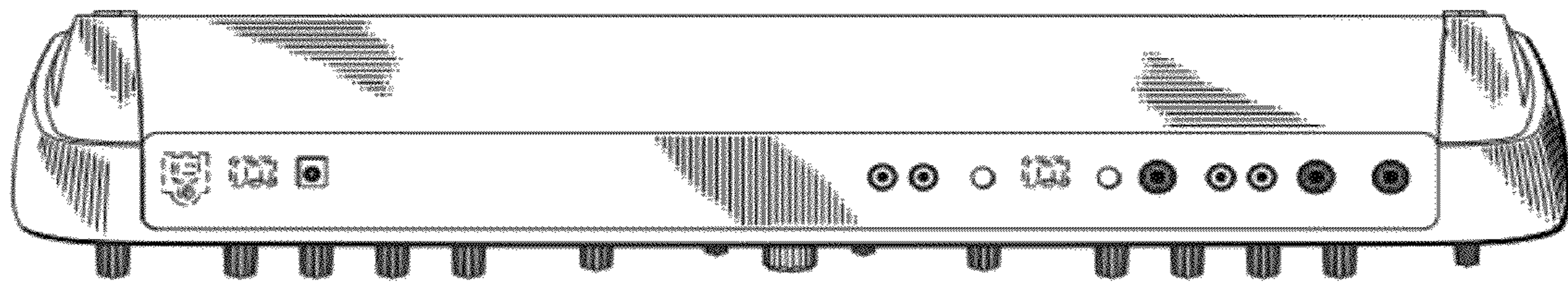


FIG. 6

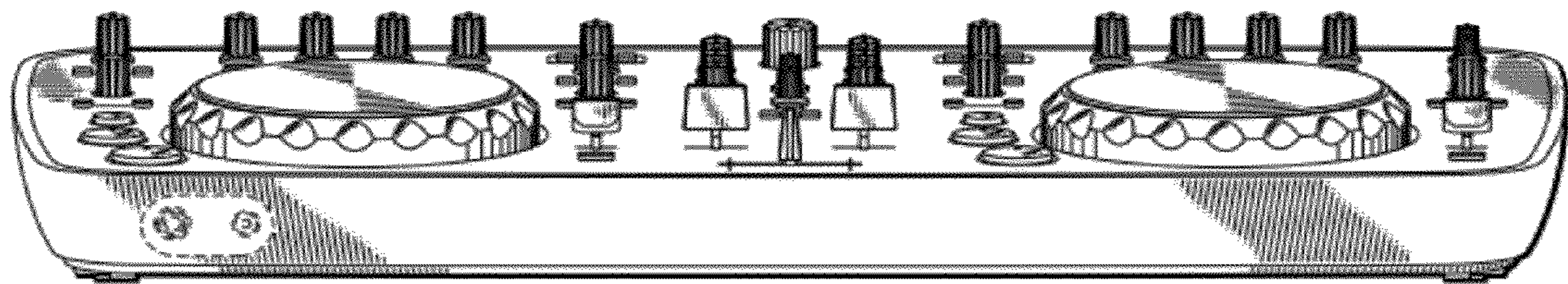


FIG. 7