

US00D678170S

(12) **United States Design Patent**
Bloch

(10) **Patent No.:** **US D678,170 S**

(45) **Date of Patent:** **** Mar. 19, 2013**

(54) **STACKED PARACHUTES**

(76) Inventor: **Micha Bloch**, Neveh Daniel (IL)

(**) Term: **14 Years**

(21) Appl. No.: **29/389,496**

(22) Filed: **Apr. 12, 2011**

(51) **LOC (9) Cl.** **12-07**

(52) **U.S. Cl.** **D12/321**

(58) **Field of Classification Search** D12/345,
D12/319, 321, 323; D21/450; 244/31, 32,
244/142, 145; 446/49, 50, 51, 52, 53, 54
See application file for complete search history.

(56) **References Cited**

U.S. PATENT DOCUMENTS

1,509,410	A *	9/1924	Ruff	244/142
1,777,441	A *	10/1930	Malmer	244/145
1,864,298	A *	6/1932	De Witt	244/145
1,894,901	A *	1/1933	Bowman	446/51
2,375,844	A *	5/1945	Grossman	446/53
2,936,545	A *	5/1960	Enterkin	446/49
3,035,798	A *	5/1962	Brinkmann	244/145
3,386,692	A *	6/1968	Schuerch	244/138 R
3,603,536	A *	9/1971	Dochow	244/142

3,744,744	A *	7/1973	Cobb	244/32
3,871,605	A *	3/1975	Kupperman et al.	244/155 R
3,977,312	A *	8/1976	Kissell	454/170
6,454,213	B1 *	9/2002	Watkins	244/142

* cited by examiner

Primary Examiner — Cathron Brooks

Assistant Examiner — Katie Mroczka

(74) *Attorney, Agent, or Firm* — Martino Patent Law

(57) **CLAIM**

The ornamental design for stacked parachutes, as shown.

DESCRIPTION

FIG. 1 is a side perspective view embodying my new design for stacked parachutes;

FIG. 2 is a front view thereof;

FIG. 3 is a rear view thereof;

FIG. 4 is a bottom view thereof;


FIG. 5 is a top view thereof;

FIG. 6 is a left side view thereof; and,

FIG. 7 is a right side view thereof.

Broken lines shown in the drawings illustrate portions of the stacked parachutes that form no part of the claimed design.

1 Claim, 7 Drawing Sheets






FIG. 1




FIG. 2




FIG. 3

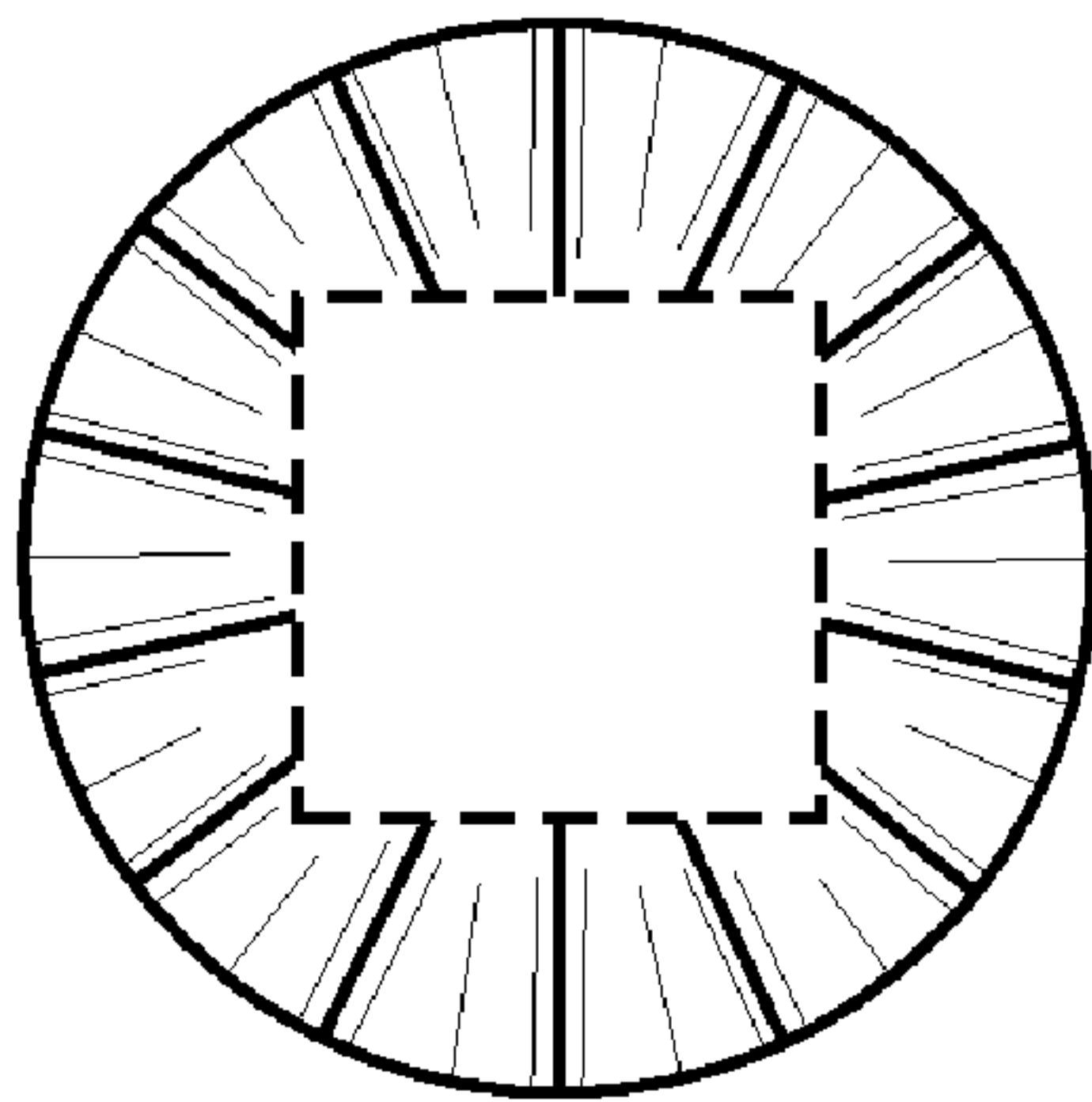


FIG. 4

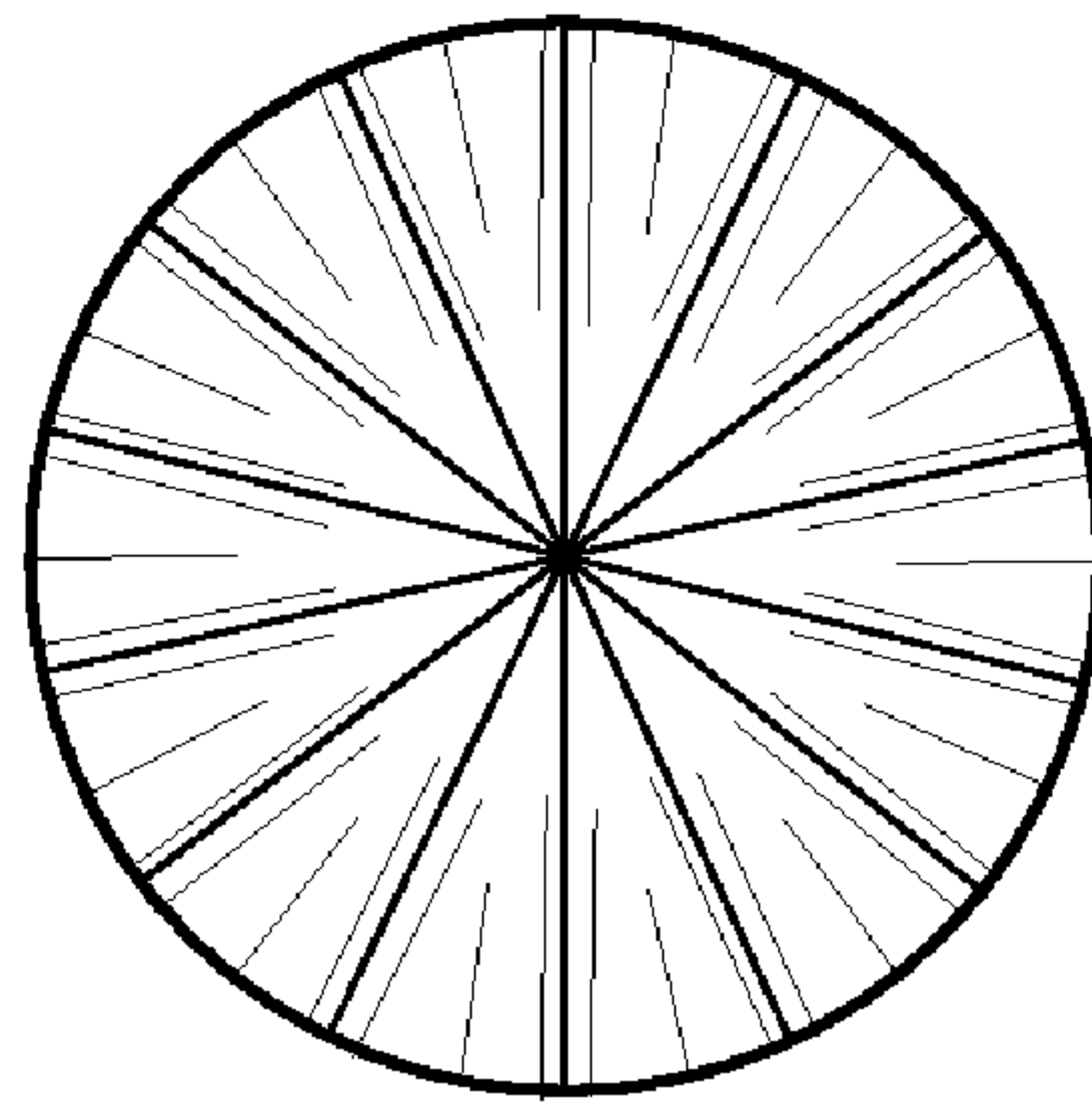


FIG. 5




FIG. 6




FIG. 7