



US00D678164S

(12) **United States Design Patent**
Badstuebner

(10) **Patent No.:** **US D678,164 S**
(45) **Date of Patent:** **** Mar. 19, 2013**

(54) **VEHICLE WHEEL RIM**

(75) Inventor: **Achim Badstuebner**, Munich (DE)

(73) Assignee: **Audi AG**, Ingolstadt (DE)

(**) Term: **14 Years**

(21) Appl. No.: **29/431,231**

(22) Filed: **Sep. 5, 2012**

(30) **Foreign Application Priority Data**

Mar. 5, 2012 (EM) 002 002 683-0002

(51) **LOC (9) Cl.** **12-16**

(52) **U.S. Cl.** **D12/211**

(58) **Field of Classification Search** D12/204-213;
301/37.101, 64.101, 65, 64.201

See application file for complete search history.

(56) **References Cited**

U.S. PATENT DOCUMENTS

D431,514 S *	10/2000	Cullen	D12/209
D445,083 S *	7/2001	Chung	D12/211
D569,322 S *	5/2008	Scheu	D12/211
D574,311 S *	8/2008	Chung	D12/209
D588,517 S *	3/2009	Aroney	D12/211

D590,322 S *	4/2009	Rak	D12/211
D594,800 S *	6/2009	Blasi	D12/209
D644,158 S *	8/2011	Nissl	D12/211
D644,589 S *	9/2011	Fisker et al.	D12/211
D655,657 S *	3/2012	Juergens et al.	D12/209
D655,661 S *	3/2012	Truebsbach	D12/211
D660,767 S *	5/2012	Von Holzhausen et al.	D12/209
D666,958 S *	9/2012	Suzuki	D12/211

* cited by examiner

Primary Examiner — Stacia Cadmus

(74) *Attorney, Agent, or Firm* — Lucas & Mercanti, LLP;
Klaus P. Stoffel

(57) **CLAIM**

The ornamental design for a vehicle wheel rim, as shown and described.

DESCRIPTION

FIG. 1 is a front view of the vehicle wheel rim of the present invention;

FIG. 2 is a front, left side perspective view thereof;



FIG. 3 is a top view thereof, the bottom being a substantial mirror image;

FIG. 4 is a left side view thereof;

FIG. 5 is a right side view thereof; and,

FIG. 6 is a front, right side perspective view thereof.

1 Claim, 6 Drawing Sheets






Fig. 1




Fig. 2




Fig. 3



Fig. 4




Fig. 5




Fig. 6