



US00D678158S

(12) **United States Design Patent**
Wang

(10) **Patent No.:** **US D678,158 S**
(45) **Date of Patent:** **** Mar. 19, 2013**

(54) **DISK WHEEL COVER**

(71) Applicant: **Chu-Li Wang**, Tainan (TW)

(72) Inventor: **Chu-Li Wang**, Tainan (TW)

(**) Term: **14 Years**

(21) Appl. No.: **29/435,082**

(22) Filed: **Oct. 19, 2012**

(51) **LOC (9) Cl.** **12-16**

(52) **U.S. Cl.** **D12/209**

(58) **Field of Classification Search** D12/204-213;
301/37.101, 64.101, 65, 64.201
See application file for complete search history.

(56) **References Cited**

U.S. PATENT DOCUMENTS

D329,416 S *	9/1992	Braungart et al.	D12/209
D453,492 S *	2/2002	Laengerer	D12/209
D455,692 S *	4/2002	Iguchi et al.	D12/209
D505,374 S *	5/2005	Aleman	D12/209
D513,218 S *	12/2005	Fitzgerald	D12/209
D522,429 S *	6/2006	Ishiwata	D12/209

D536,292 S *	2/2007	Sulahian	D12/209
D547,710 S *	7/2007	Guevara	D12/209
D623,573 S *	9/2010	Thurner	D12/209
D669,006 S *	10/2012	Starr, Jr.	D12/209

* cited by examiner

Primary Examiner — Stacia Cadmus

(74) *Attorney, Agent, or Firm* — Bacon & Thomas, PLLC

(57) **CLAIM**

The ornamental designs for disk wheel cover, as shown and described.

DESCRIPTION

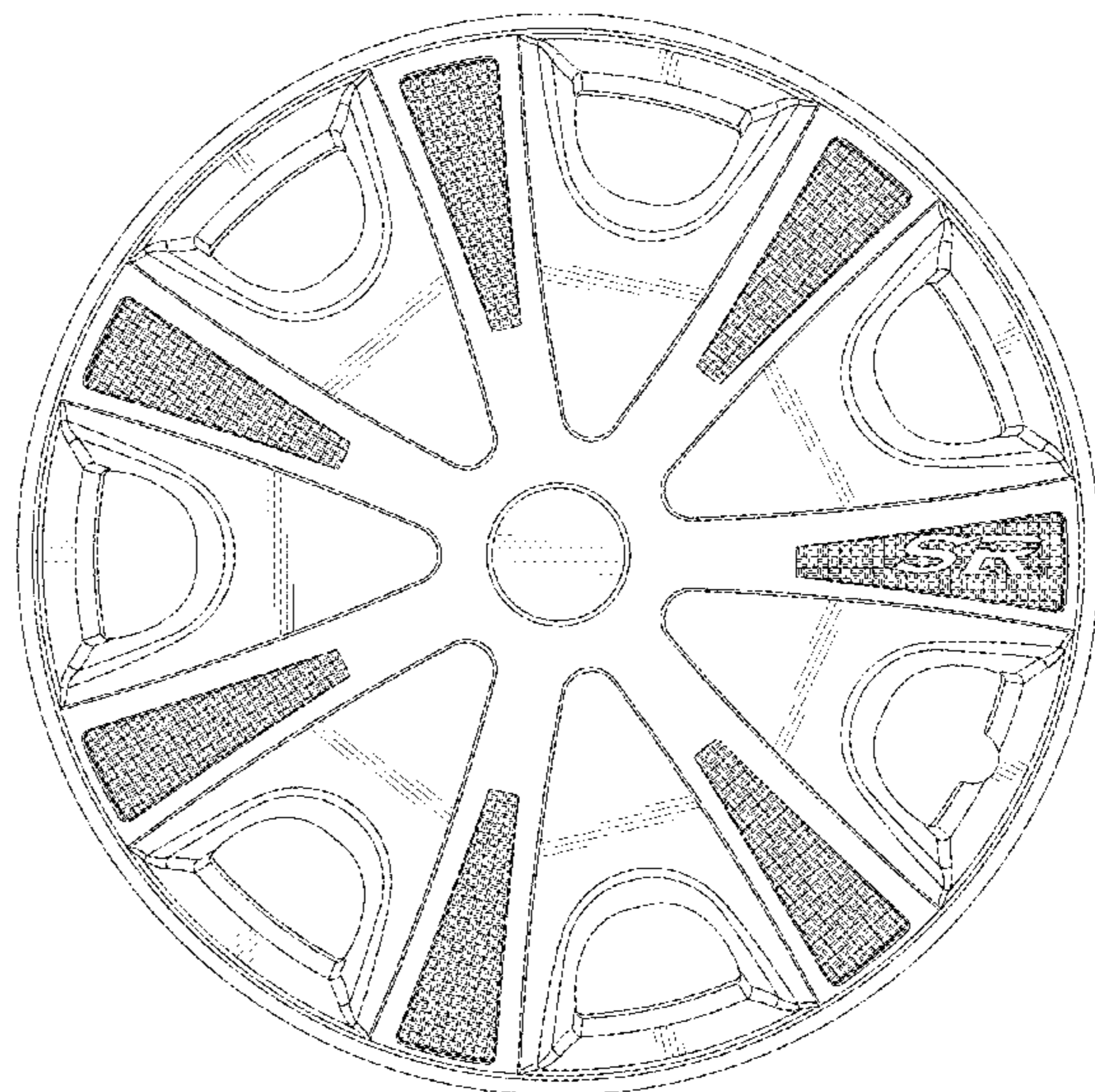

FIG. 1 is a perspective view of a disk wheel cover showing my first new design;

FIG. 2 is a front elevational view thereof; and,

FIG. 3 is a partial (elemental) enlarged view thereof.

The broken line showing of the rear of the wheel is included for the purpose of illustrating environment and forms no part of the claimed design. The dash dot line on either side of the partial view in FIG. 3 is for the purpose of illustrating the boundary of the claimed design and forms no part thereof.

1 Claim, 3 Drawing Sheets






FIG. 1

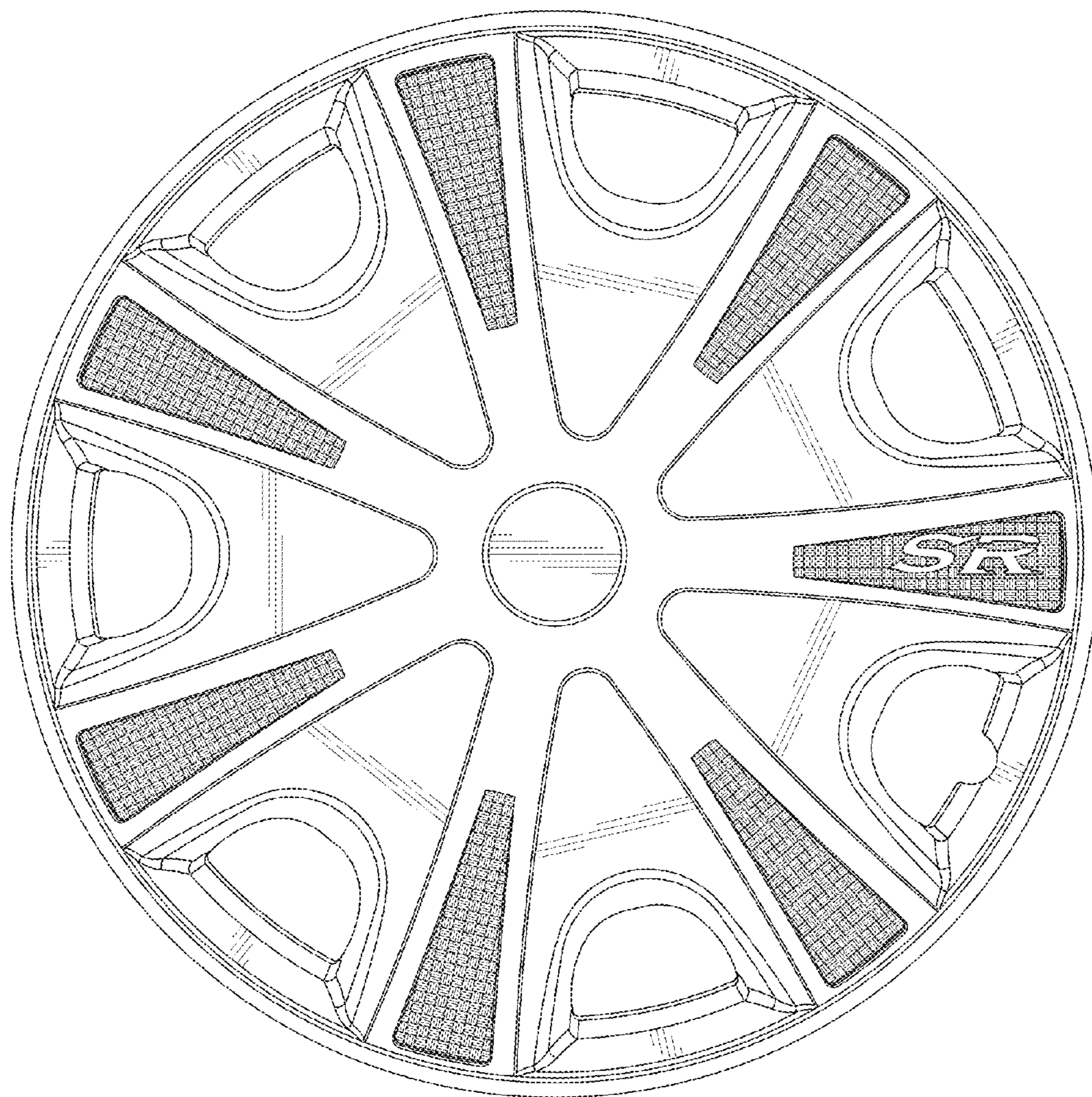


FIG. 2

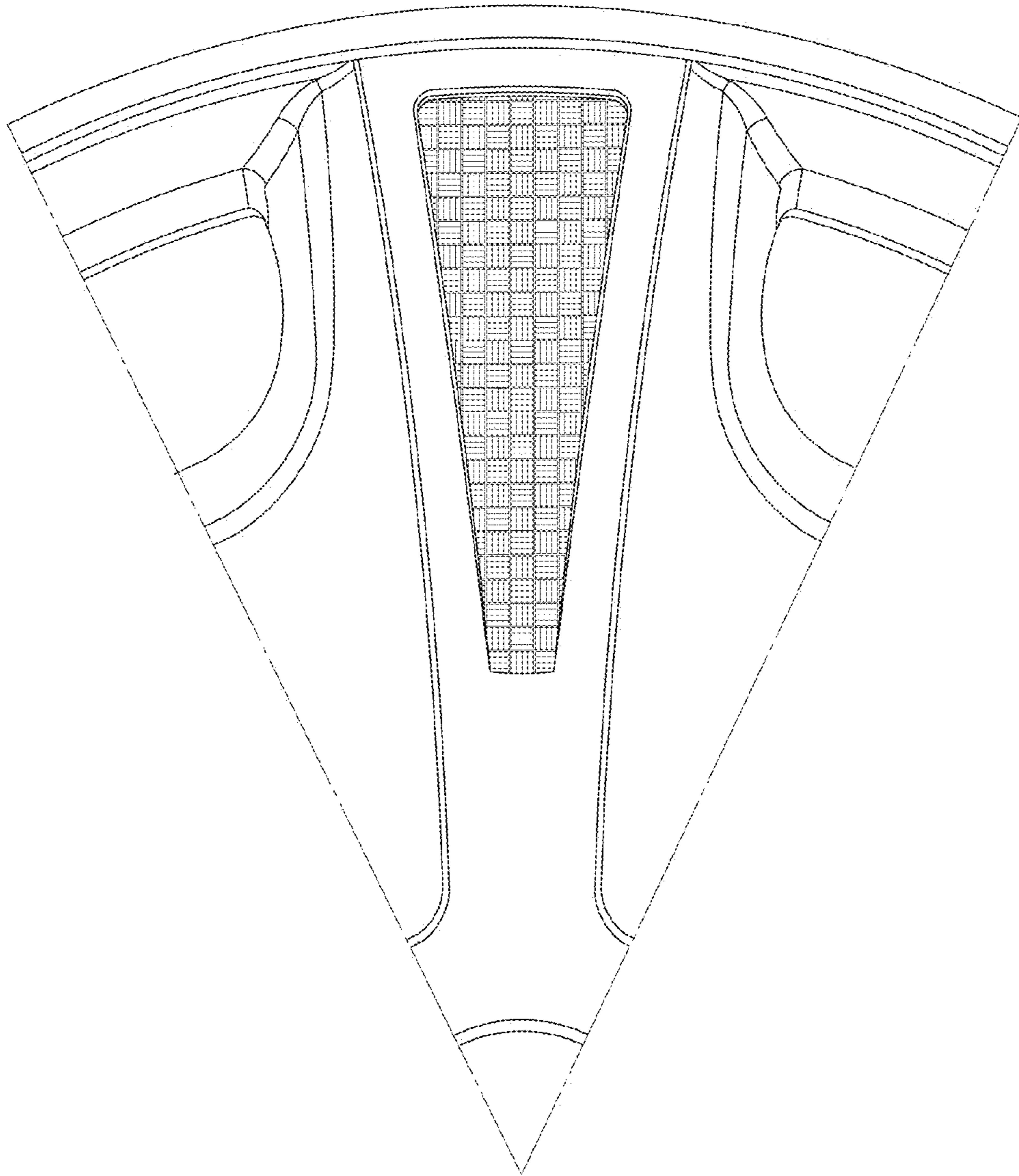


FIG. 3