

US00D678145S

(12) **United States Design Patent**
Behmer et al.

(10) **Patent No.:** **US D678,145 S**
(45) **Date of Patent:** **** Mar. 19, 2013**

(54) **VEHICLE REAR BUMPER COVER TRIM**

(75) Inventors: **Darrell Paul Behmer**, Novi, MI (US);
Melvin Betancourt, Shelby Township,
MI (US); **Robert Gelardi**, Dearborn, MI
(US)

(73) Assignee: **Ford Motor Company**, Dearborn, MI
(US)

(**) Term: **14 Years**

(21) Appl. No.: **29/406,134**

(22) Filed: **Nov. 10, 2011**

(51) **LOC (9) Cl.** **12-16**

(52) **U.S. Cl.** **D12/169**

(58) **Field of Classification Search** D12/163,
D12/171, 196, 216, 90-92, 86, 164, 169;
293/102, 103, 105, 112, 113, 115, 117; 296/180.1,
296/180.2

See application file for complete search history.

(56) **References Cited**

U.S. PATENT DOCUMENTS

D484,080 S	*	12/2003	Yamamoto et al.	D12/190
D603,315 S	*	11/2009	Gamou	D12/190
D607,790 S	*	1/2010	Golden et al.	D12/169
D607,791 S	*	1/2010	Golden et al.	D12/169

OTHER PUBLICATIONS

All About Cars and Trucks, Aug. 17, 2011, 2013 Ford Mustang Spy Photos.

Motorauthority, Jun. 19, 2011, 2013 Ford Mustang Shelby GT500 spy shots.

* cited by examiner

Primary Examiner — Melody N Brown

(74) *Attorney, Agent, or Firm* — Damian Porcari

(57) **CLAIM**

The ornamental design for a vehicle rear bumper cover trim, as shown and described.

DESCRIPTION

FIG. 1 is a top plan view of a vehicle rear bumper cover trim; FIG. 2 is a bottom plan view of the vehicle rear bumper cover trim;

FIG. 3 is a front elevational view of the vehicle rear bumper cover trim;


FIG. 4 is a left side elevational view of the vehicle rear bumper cover trim;

FIG. 5 is a right side elevational view of the vehicle rear bumper cover trim;

FIG. 6 is a perspective view of the vehicle rear bumper cover trim; and,

FIG. 7 is another perspective view of the vehicle rear bumper cover trim.

1 Claim, 7 Drawing Sheets






Figure 1




Figure 2



Figure 3

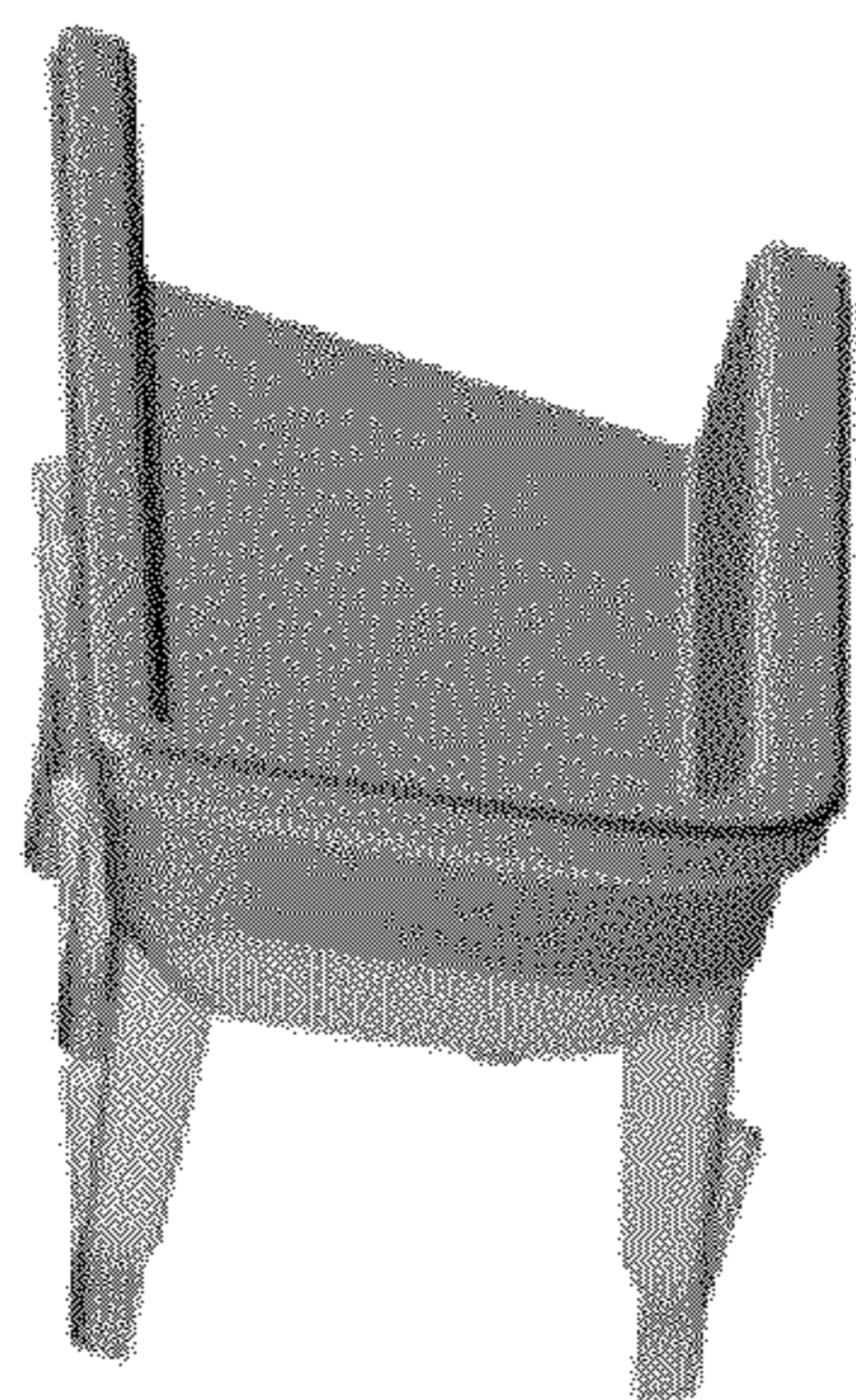


Figure 4


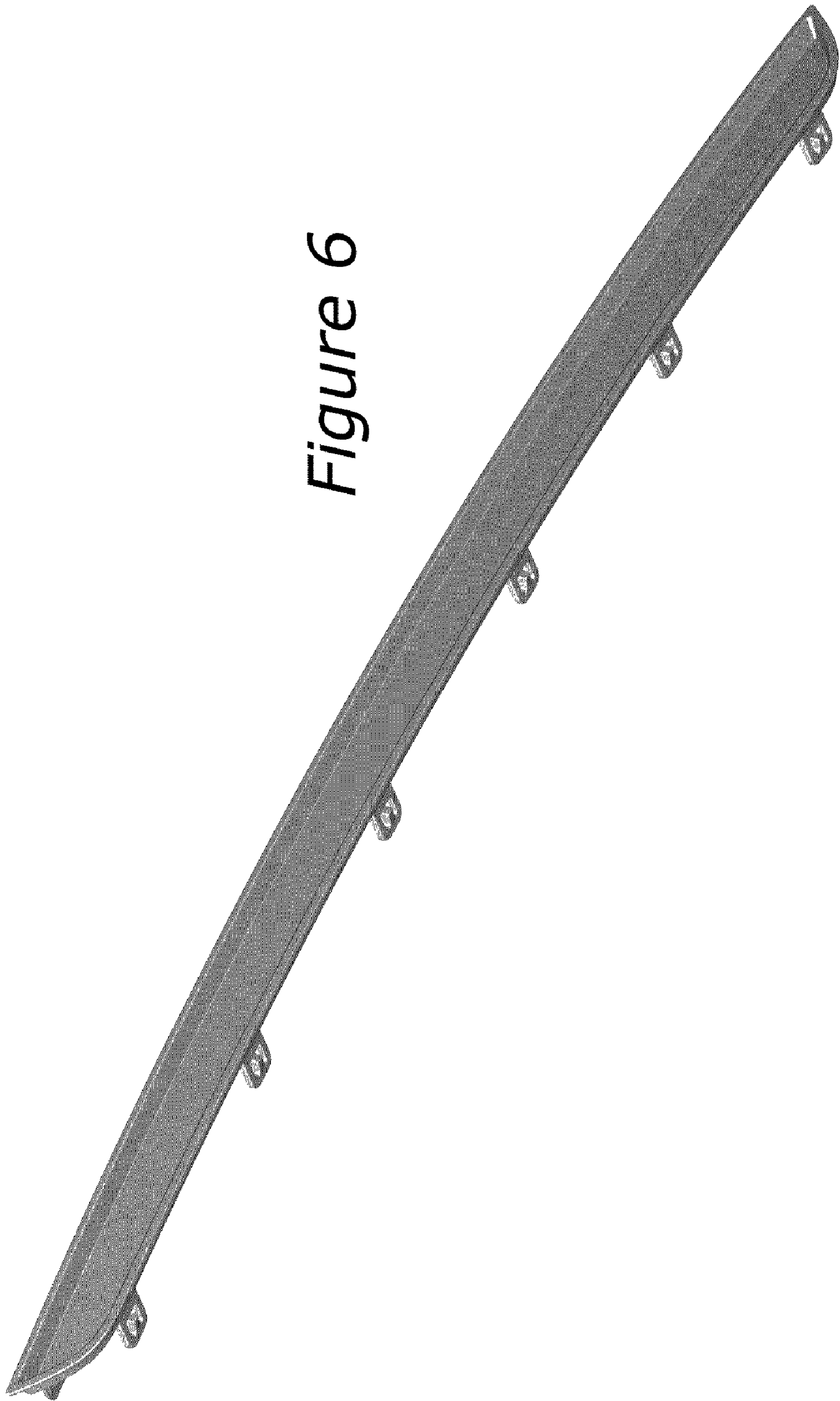


Figure 5

Figure 6



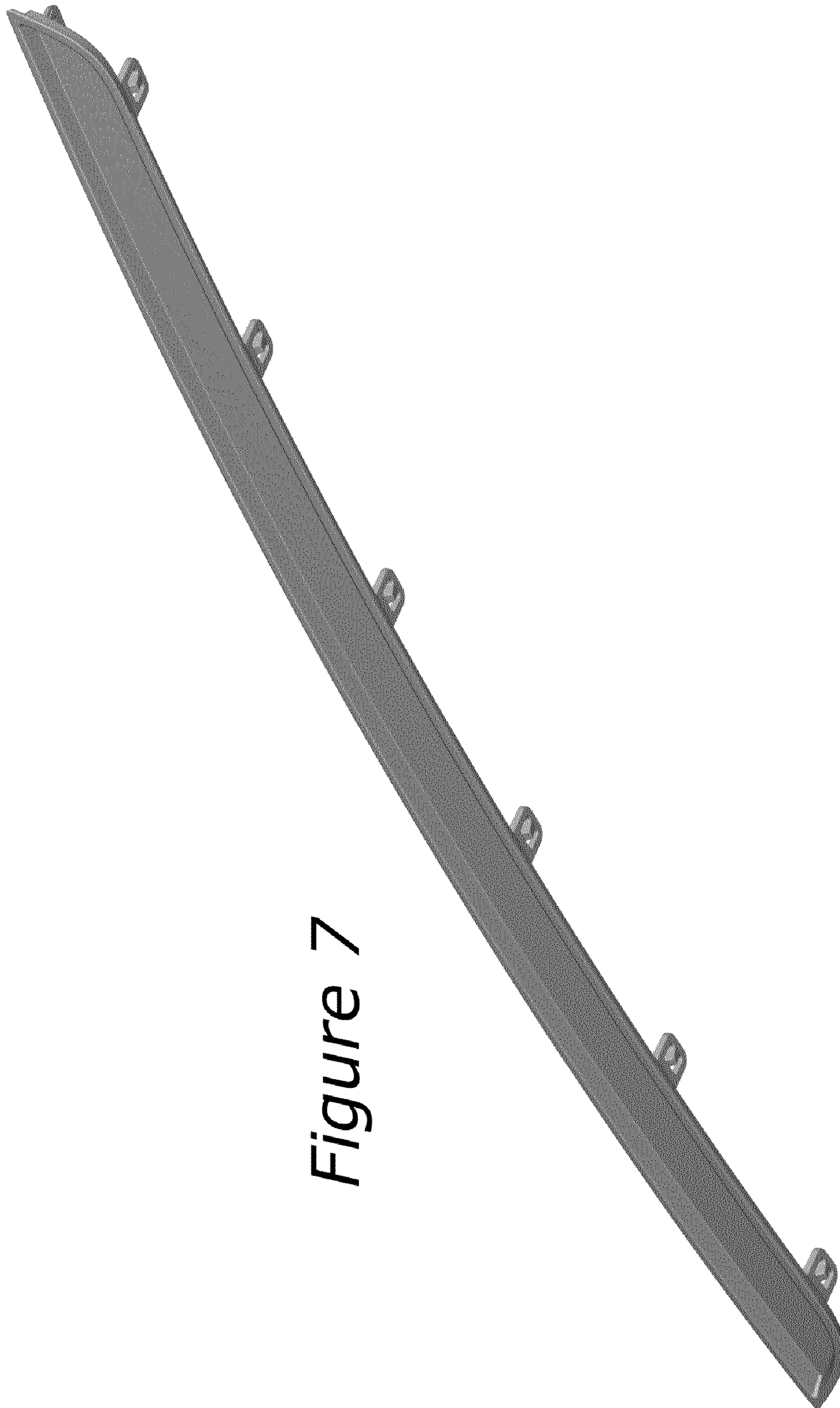


Figure 7