



US00D678139S

(12) **United States Design Patent**
Aikawa et al.

(10) **Patent No.:** **US D678,139 S**
(45) **Date of Patent:** **** Mar. 19, 2013**

(54) **FRONT BUMPER FOR AUTOMOBILE**

D580,832 S * 11/2008 Ebel et al. D12/169
D582,820 S * 12/2008 Schell et al. D12/169
D662,866 S * 7/2012 Fukui et al. D12/169

(75) Inventors: **Masaki Aikawa**, Kanagawa-ken (JP);
Yuu Terada, Kanagawa-ken (JP)

FOREIGN PATENT DOCUMENTS

(73) Assignee: **Nissan Jidosha Kabushiki Kaisha**,
Kanagawa (JP)

JP 1334567 S 6/2008

(**) Term: **14 Years**

* cited by examiner

(21) Appl. No.: **29/395,076**

Primary Examiner — Melody N Brown

(22) Filed: **Nov. 17, 2011**

(74) *Attorney, Agent, or Firm* — Fross Zelnick Lehrman &
Zissu, P.C.; Charles T. J. Weigell, Esq.

(51) **LOC (9) Cl.** **12-16**

(52) **U.S. Cl.** **D12/169**

(58) **Field of Classification Search** D12/163,
D12/171, 196, 216, 90–92, 86, 164, 169;
293/102, 103, 105, 112, 113, 115, 117; 296/180.1,
296/180.2

(57) **CLAIM**

The ornamental design for a front bumper for automobile, as shown and described.

See application file for complete search history.

DESCRIPTION


FIG. 1 is a perspective view of the top, front, and right side of a front bumper for automobile showing our new design; FIG. 2 is a front view thereof; FIG. 3 is a left side view thereof; FIG. 4 is a right side view thereof; and, FIG. 5 is a top plan view thereof.

(56) **References Cited**

U.S. PATENT DOCUMENTS

D515,991 S * 2/2006 Hanaoka D12/169
D544,418 S * 6/2007 Kono D12/169

1 Claim, 1 Drawing Sheet






FIG. 1




FIG. 2




FIG. 3




FIG. 4




FIG. 5