



US00D678127S

(12) **United States Design Patent**
Markham

(10) **Patent No.:** **US D678,127 S**
(45) **Date of Patent:** **** Mar. 19, 2013**

(54) **MOBILE STORAGE TRAILER TANK**
(75) Inventor: **Gary R. Markham**, Beaumont, TX (US)
(73) Assignee: **The Modern Group, Ltd.**, Beaumont, TX (US)
(**) Term: **14 Years**
(21) Appl. No.: **29/404,814**

D441,692	S *	5/2001	Niblett et al.	D12/95
6,279,955	B1 *	8/2001	Fisher	280/837
6,375,222	B1 *	4/2002	Wade	280/837
6,390,325	B1 *	5/2002	Gonzales	220/567.2
7,762,588	B2 *	7/2010	Markham	280/839
7,815,222	B2 *	10/2010	Markham	280/837
D637,114	S *	5/2011	Ries	D12/95
8,261,930	B2 *	9/2012	Satterfield et al.	220/562
2011/0121555	A1 *	5/2011	Anderson	280/837
2011/0186581	A1 *	8/2011	Ries	220/562
2011/0211818	A1 *	9/2011	Grady	392/444

* cited by examiner

(22) Filed: **Oct. 26, 2011**
(51) **LOC (9) Cl.** **12-16**
(52) **U.S. Cl.** **D12/95**
(58) **Field of Classification Search** D12/95,
D12/97; 220/1.5, 72, 562; 280/837, 839
See application file for complete search history.

Primary Examiner — Philip S Hyder
Assistant Examiner — John T Applewhite
(74) *Attorney, Agent, or Firm* — Fulbright & Jaworski L.L.P.

(56) **References Cited**

U.S. PATENT DOCUMENTS

D253,051	S *	10/1979	Pletcher	D12/95
4,318,549	A *	3/1982	Pletcher	280/837
4,406,471	A *	9/1983	Holloway	280/837
5,004,269	A *	4/1991	Pelt	280/837
D318,033	S *	7/1991	Pelt	D12/95
5,058,924	A *	10/1991	Whatley, Jr.	280/837
5,213,367	A *	5/1993	Norman et al.	280/837
D353,352	S *	12/1994	Holloway, Jr.	D12/95
D375,470	S *	11/1996	Adams	D12/95
D379,948	S *	6/1997	Wade	D12/95
D384,913	S *	10/1997	Norman et al.	D12/95
D417,171	S *	11/1999	Satterfield et al.	D12/95
6,152,492	A *	11/2000	Markham et al.	280/837
6,173,991	B1 *	1/2001	Piona et al.	280/837
6,199,910	B1 *	3/2001	Wade	280/837

(57) **CLAIM**
The ornamental design for a mobile storage trailer tank, as shown and described.

DESCRIPTION

FIG. 1 is a right side view of my mobile storage trailer tank thereof;
FIG. 2 is a left side view thereof;
FIG. 3 is a front end view thereof;
FIG. 4 is rear end view thereof;
FIG. 5 is a top view thereof; and,
FIG. 6 is a bottom view thereof.
The broken lines shown are included for illustration purposes only and form no part of the claimed design.

1 Claim, 3 Drawing Sheets

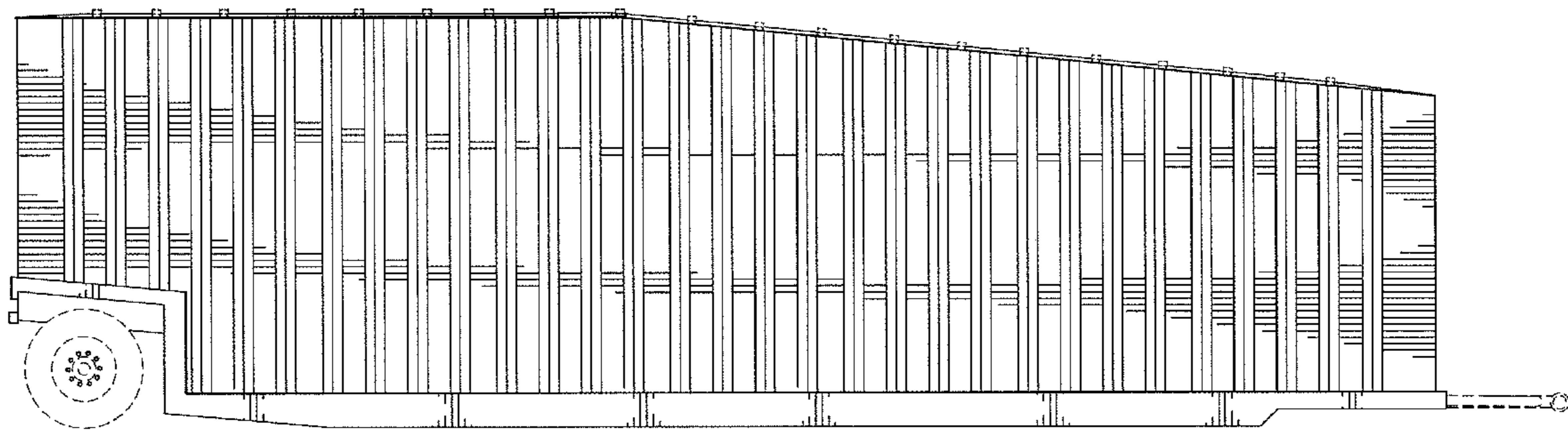


FIG. 1

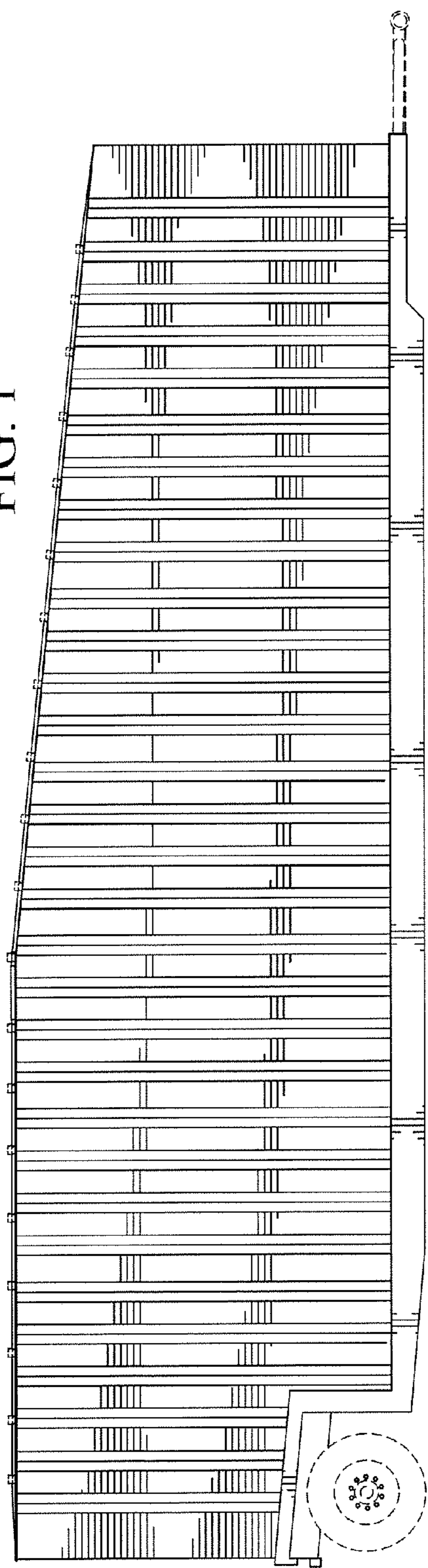


FIG. 2

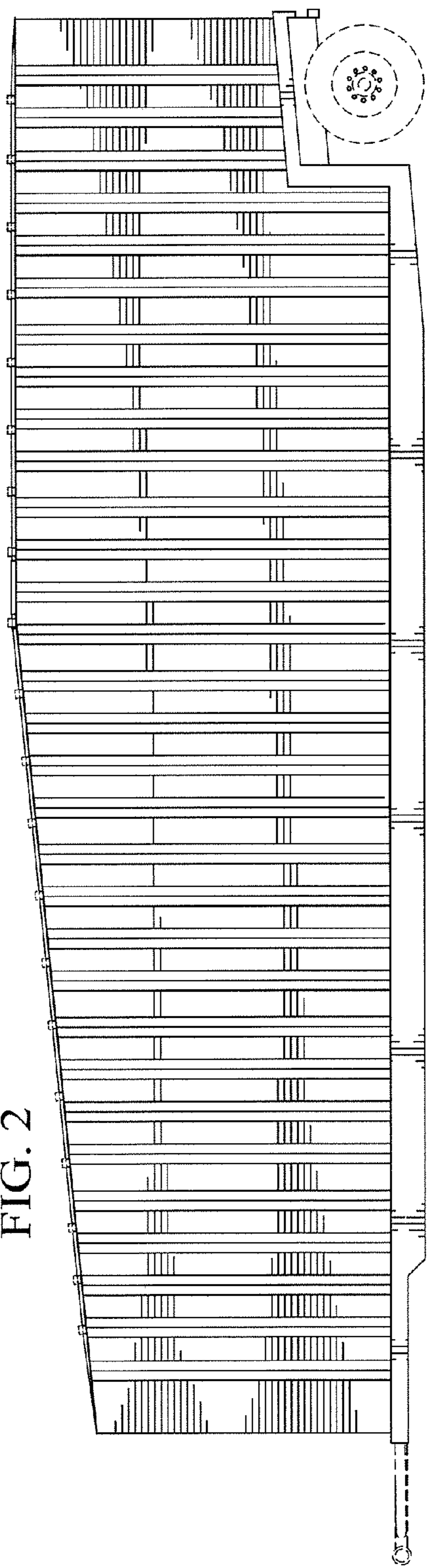


FIG. 3

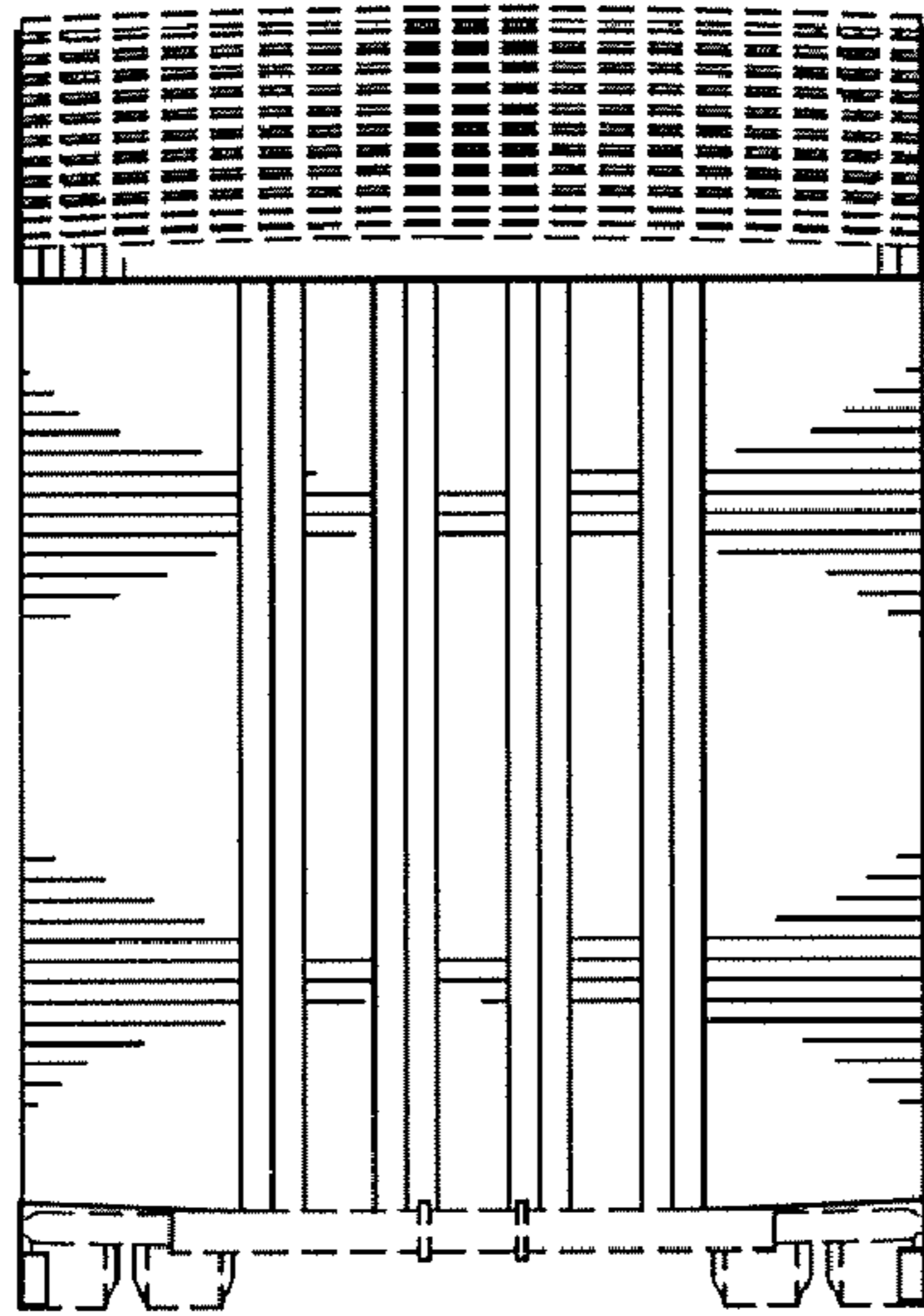
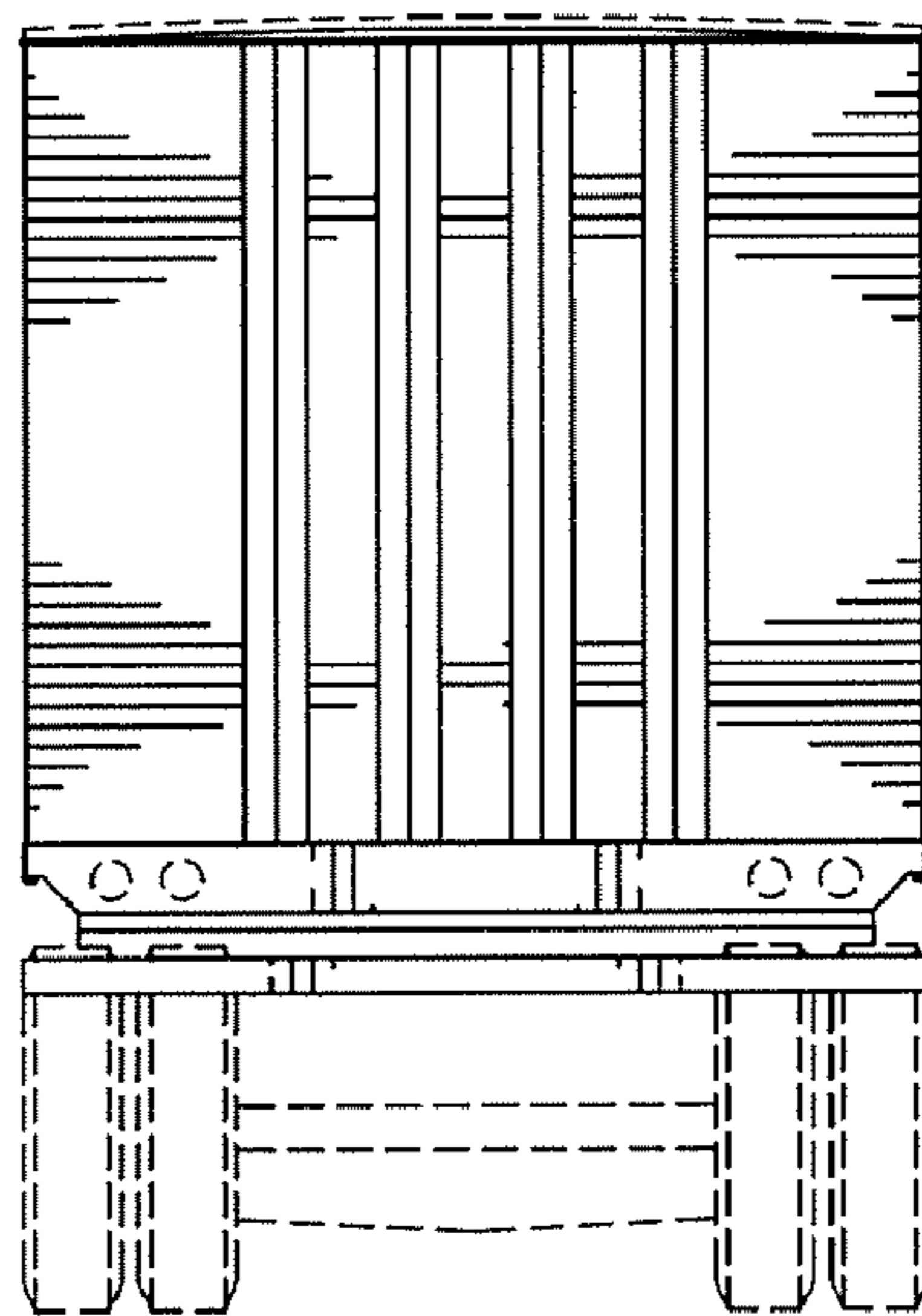


FIG. 4



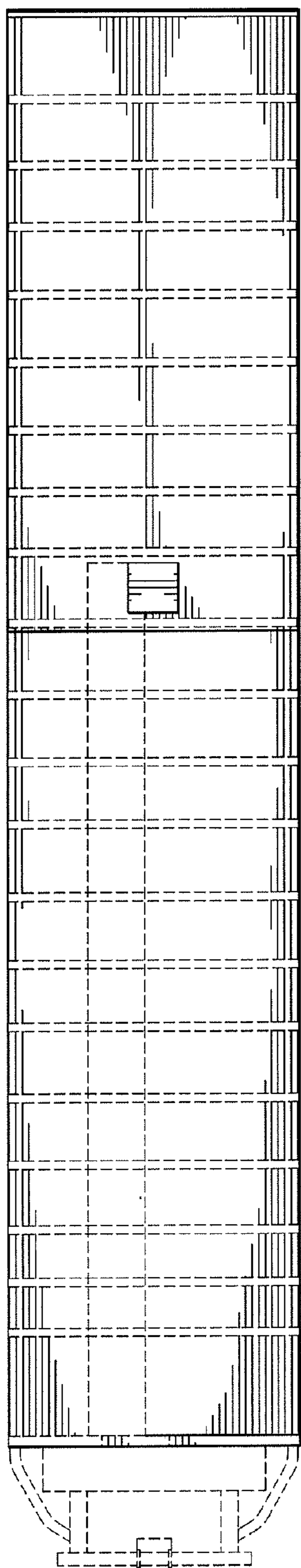


FIG. 5




FIG. 6