



US00D678125S

(12) **United States Design Patent**
Henne et al.

(10) **Patent No.:** **US D678,125 S**
(45) **Date of Patent:** **** Mar. 19, 2013**

(54) **MOTOR CAR BODY**

(75) Inventors: **Markus Henne**, Schaffhausen (CH);
Stefan Stauffacher, Uster (CH)

(73) Assignee: **Brueggli**, Romanshorn (CH)

(**) Term: **14 Years**

(21) Appl. No.: **29/392,331**

(22) Filed: **May 19, 2011**

(30) **Foreign Application Priority Data**

Nov. 24, 2010 (EP) 001248892-0001

(51) **LOC (9) Cl.** **12-08**

(52) **U.S. Cl.** **D12/86; D12/93**

(58) **Field of Classification Search** D12/1,
D12/82, 83, 86, 87, 91, 93, 98; D21/433
See application file for complete search history.

(56) **References Cited**

U.S. PATENT DOCUMENTS

D157,351 S *	2/1950	De Smet	D12/91
D172,124 S *	5/1954	Blenkle	D12/98
D192,794 S *	5/1962	Brown	D12/1
D220,837 S *	6/1971	Mattson	D12/98
D305,627 S *	1/1990	Takagi et al.	D12/98
D328,317 S *	7/1992	Harrod	D21/433
D340,208 S *	10/1993	Wolfe et al.	D12/87
D389,438 S *	1/1998	Guichard et al.	D12/98
D391,520 S *	3/1998	Laster	D12/91
D393,609 S *	4/1998	Kanthak et al.	D12/91
D414,140 S *	9/1999	Nechushtan et al.	D12/107
D415,718 S *	10/1999	Aghaci	D12/91

D439,548 S *	3/2001	Kouchi et al.	D12/1
D497,324 S *	10/2004	Chestnut et al.	D12/1
D508,441 S *	8/2005	Moushegian et al.	D12/98
D513,395 S *	1/2006	Pizzuti et al.	D12/91
D565,466 S *	4/2008	Moushegian et al.	D12/91
D573,507 S *	7/2008	Moushegian et al.	D12/91
D624,851 S *	10/2010	Feng et al.	D12/91
D647,002 S *	10/2011	Mullen	D12/86

* cited by examiner

Primary Examiner — Philip S Hyder

Assistant Examiner — John T Applewhite

(74) *Attorney, Agent, or Firm* — Caesar, Rivise, Bernstein,
Cohen & Pokotilow, Ltd.

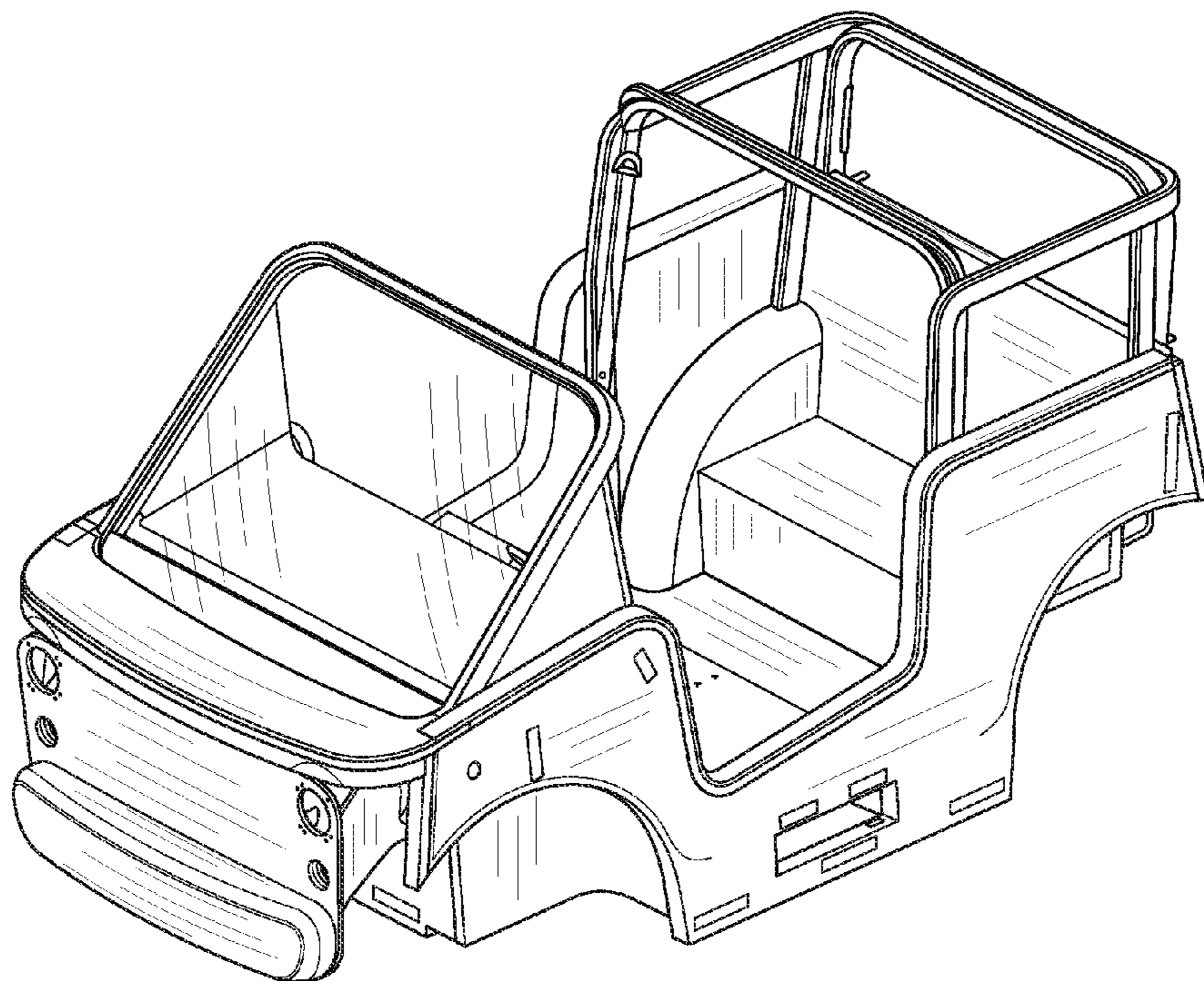
(57) **CLAIM**

The ornamental design for a motor car body, as shown and described.

DESCRIPTION

FIG. 1 is a left front perspective view of an embodiment of a motor car body, in accordance with my novel design; FIG. 2 is a left side perspective view of the embodiment of FIG. 1; FIG. 3 is a rear perspective view of the embodiment of FIG. 1; FIG. 4 is a right side perspective view of the embodiment of FIG. 1; FIG. 5 is a right side view of the embodiment of FIG. 1; FIG. 6 is a right front perspective view of the embodiment of FIG. 1; FIG. 7 is a top view of the embodiment of FIG. 1; and, FIG. 8 is a front view of the embodiment of FIG. 1.

1 Claim, 4 Drawing Sheets



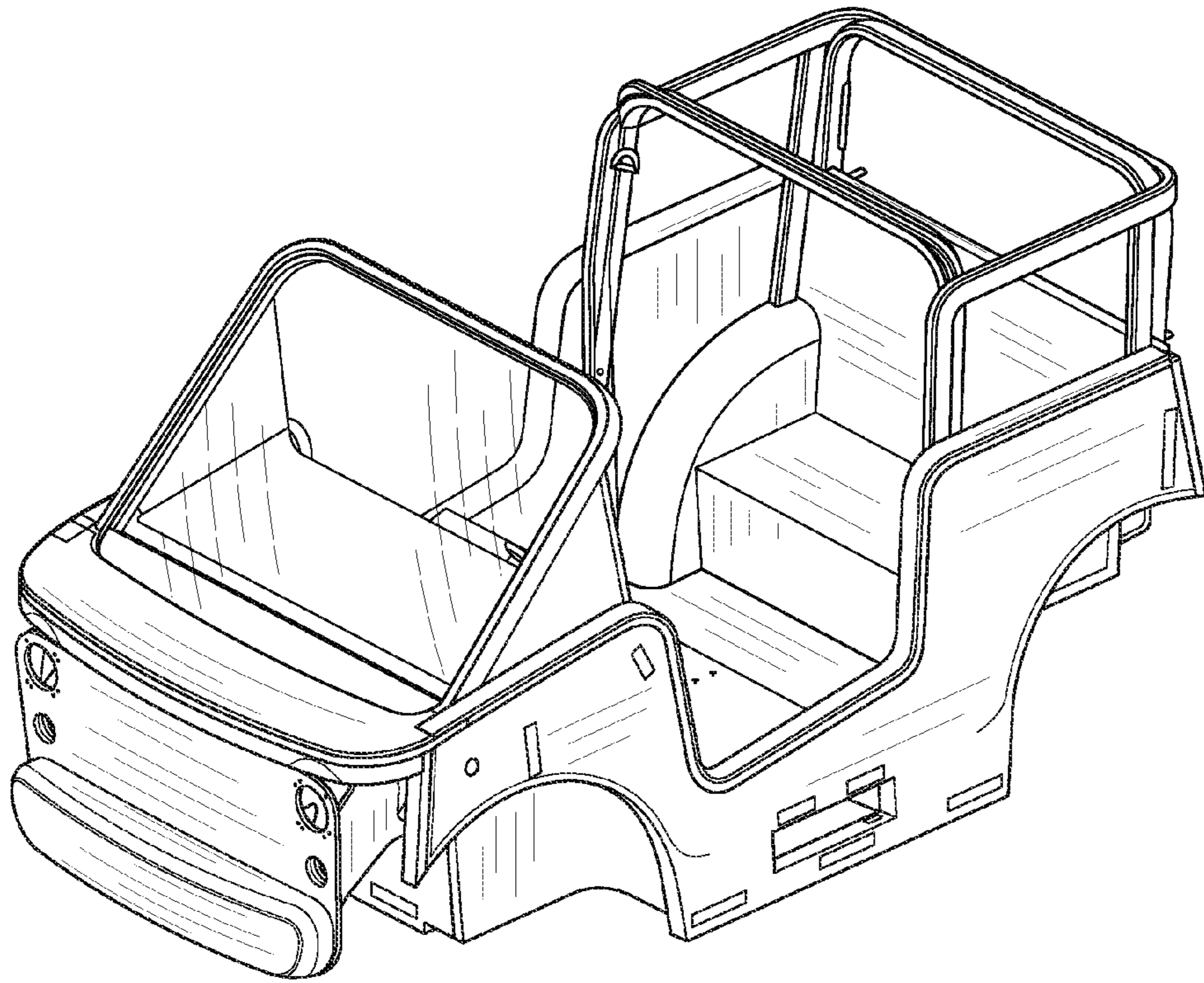


FIG. 1

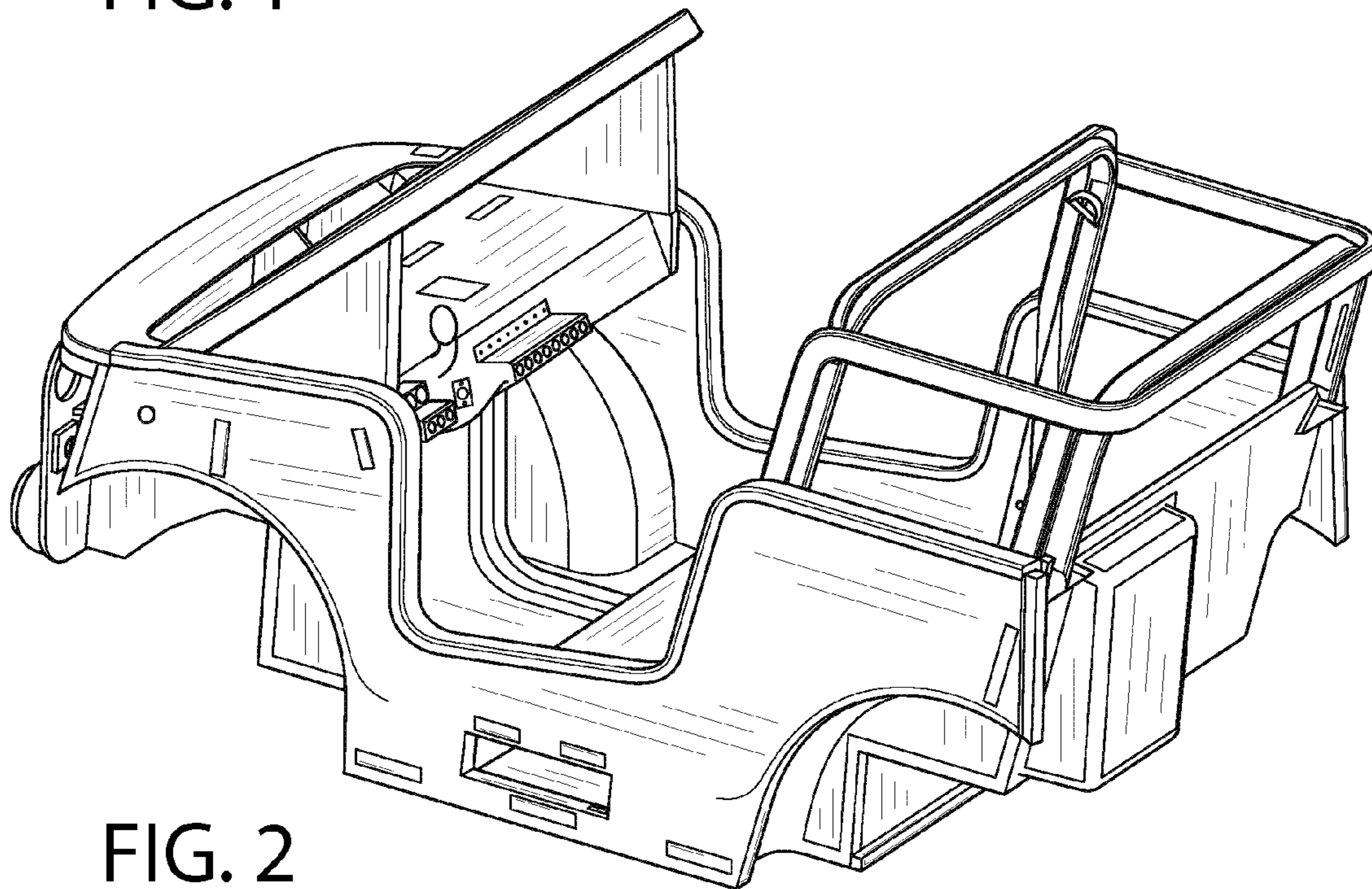


FIG. 2




FIG. 3

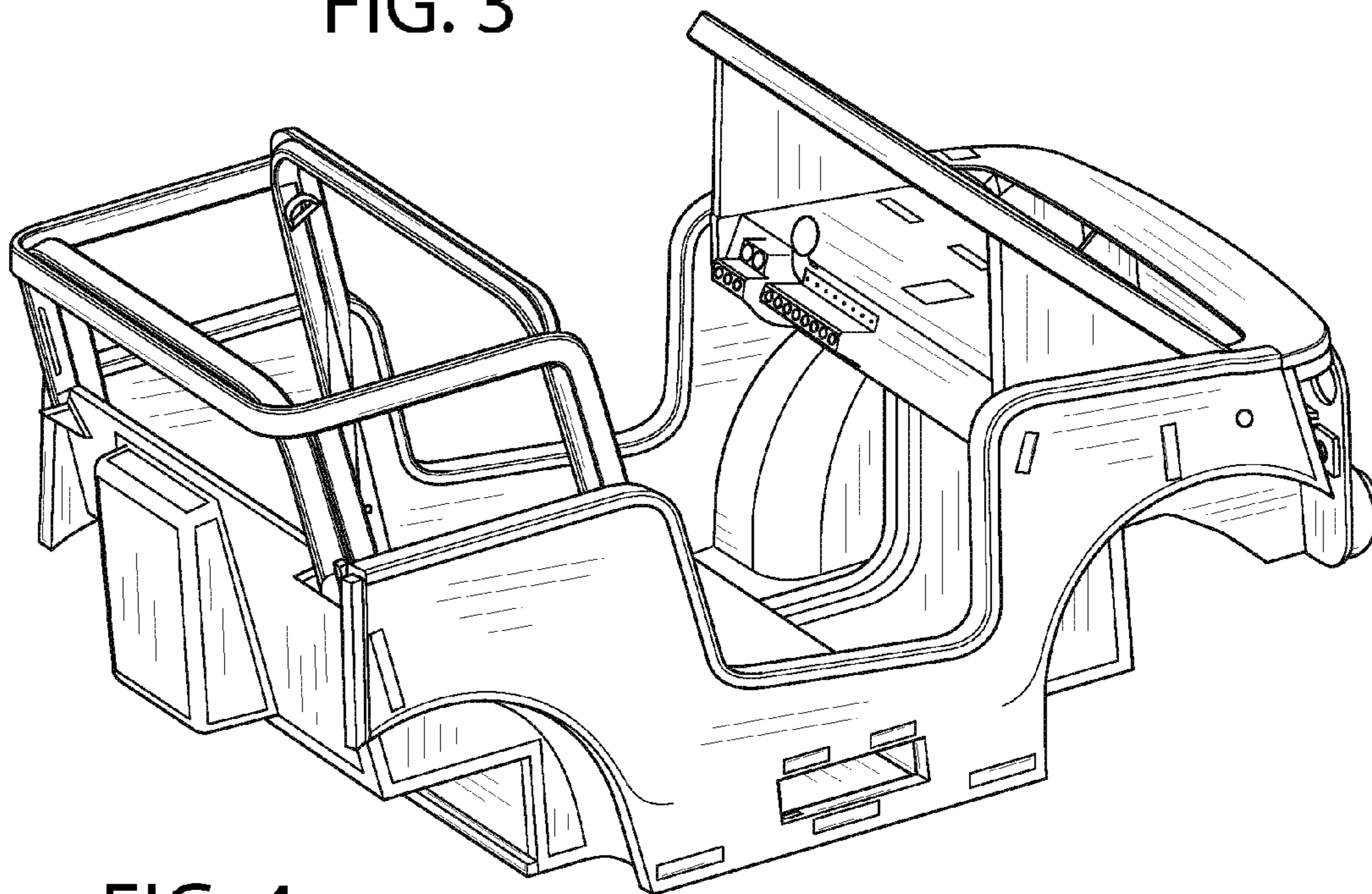


FIG. 4

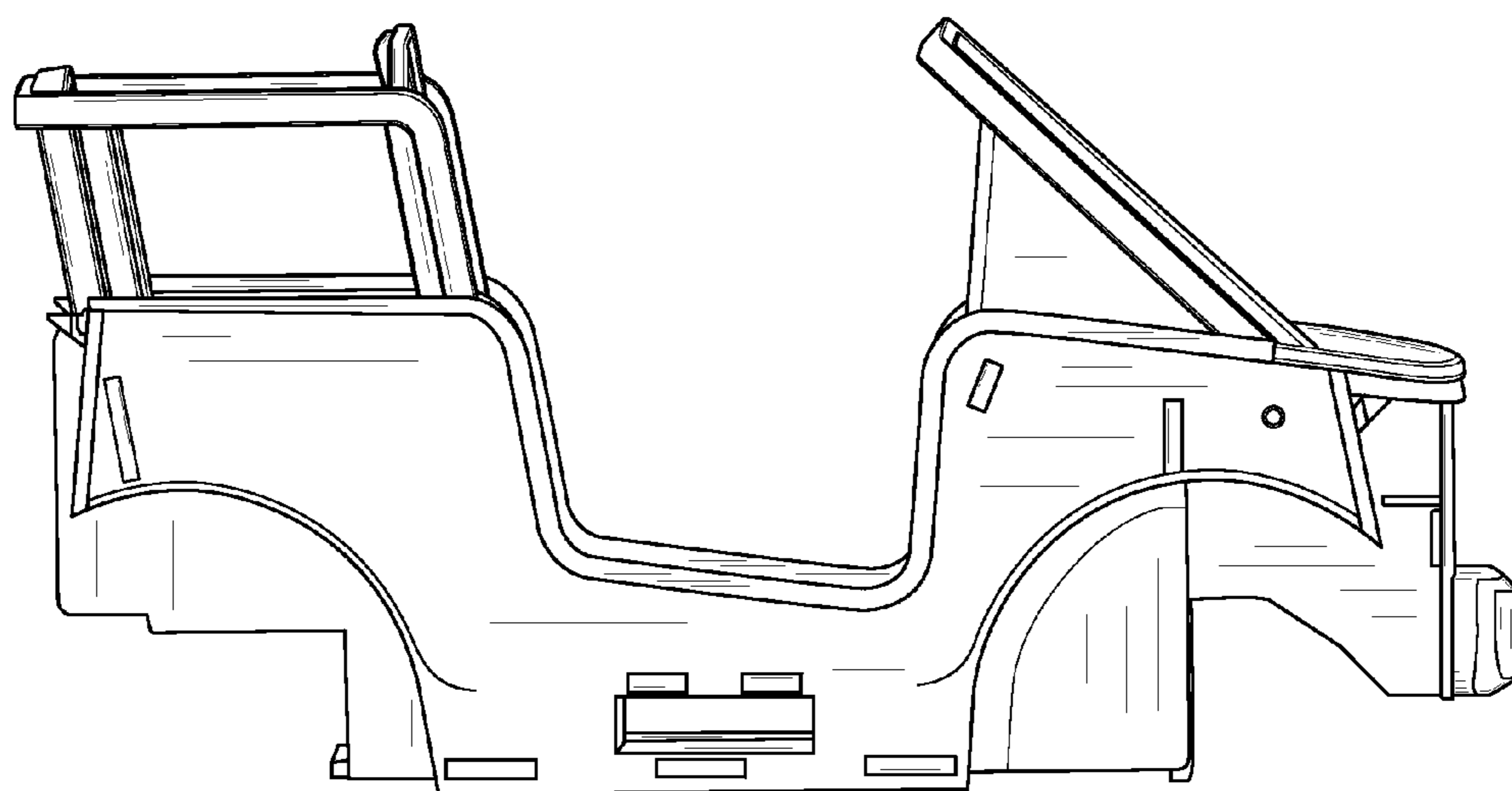


FIG. 5

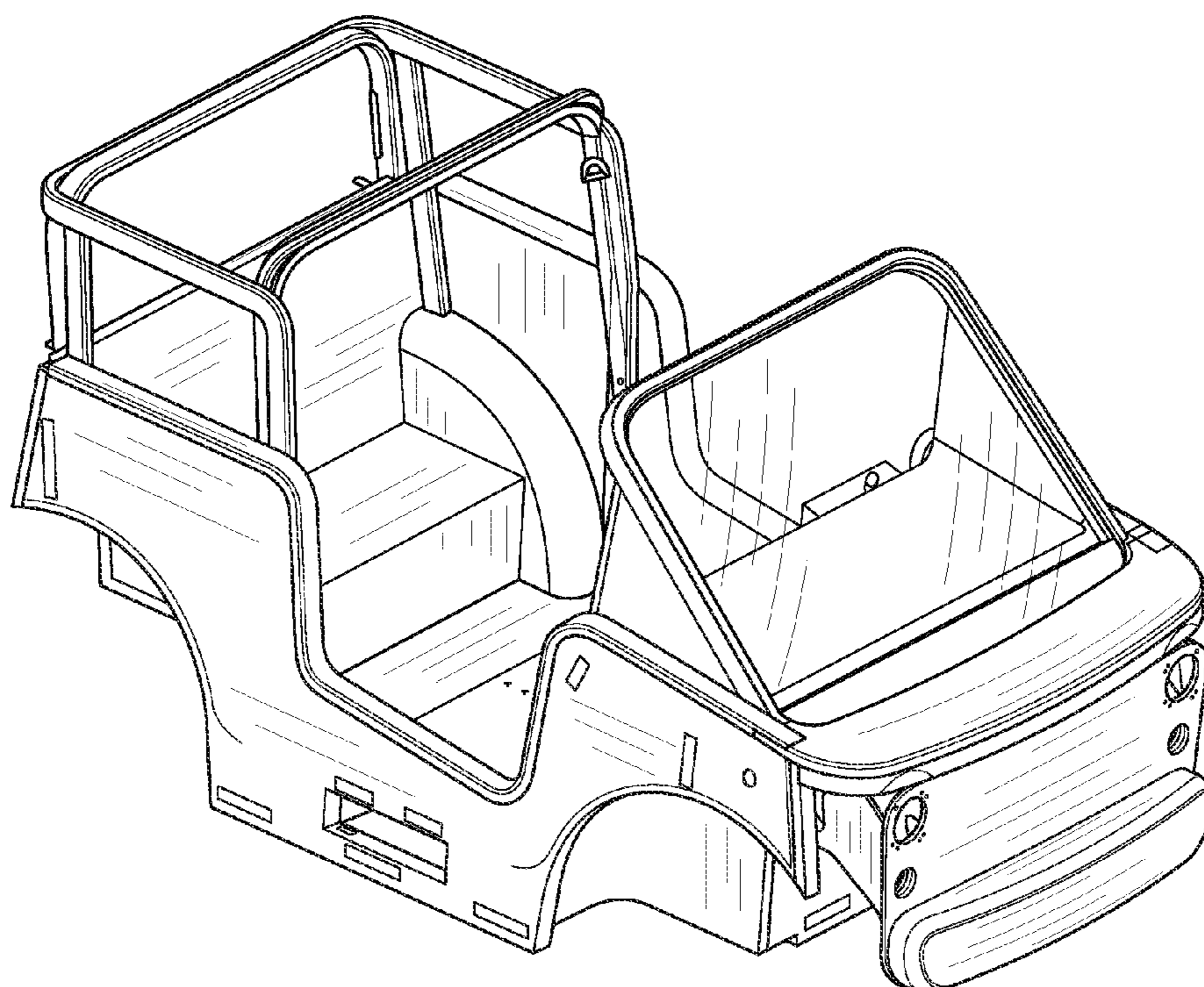


FIG. 6

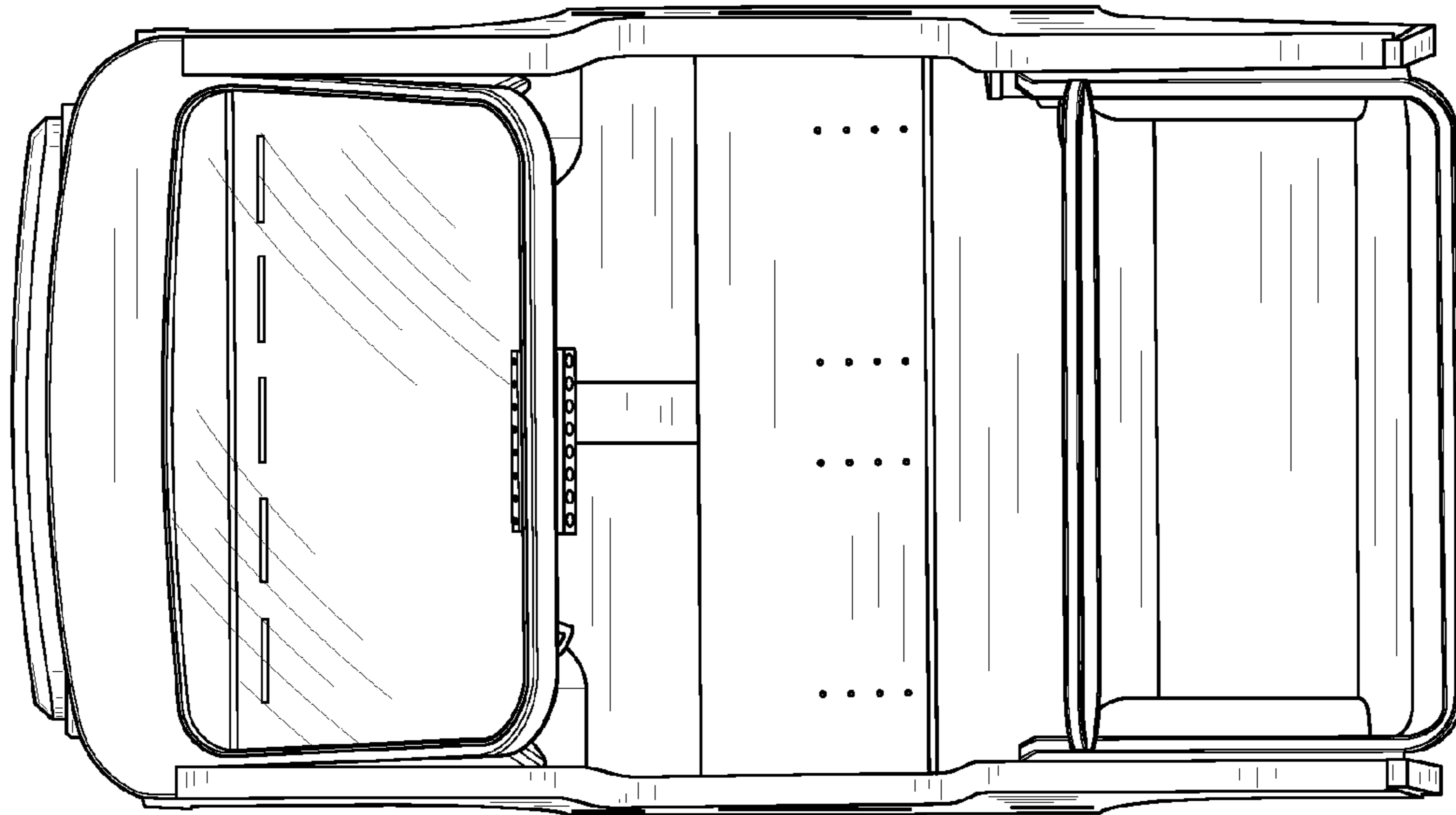


FIG. 7




FIG. 8