



US00D678122S

(12) **United States Design Patent**
Ksobiech

(10) **Patent No.:** **US D678,122 S**
(45) **Date of Patent:** **** Mar. 19, 2013**

(54) **PUMPKIN TOOTH**

(76) Inventor: **Keith Ksobiech**, Windsor, WI (US)

(**) Term: **14 Years**

(21) Appl. No.: **29/386,106**

(22) Filed: **Feb. 24, 2011**

(51) **LOC (9) Cl.** **11-05**

(52) **U.S. Cl.** **D11/130**

(58) **Field of Classification Search** D11/54,
D11/117, 121, 125, 126, 127, 128, 130, 131,
D11/157, 158, 160, 164; 428/7, 8, 9; 433/191,
433/202.1, 204, 206, 207, 208, 212.1

See application file for complete search history.

(56) **References Cited**

U.S. PATENT DOCUMENTS

319,829	A *	6/1885	Low	433/208
443,144	A *	12/1890	Low	433/204
559,185	A *	4/1896	Mason	433/204
697,983	A *	4/1902	Cochrane	433/191
715,379	A *	12/1902	Herd	40/540
792,618	A *	6/1905	Roach	433/204
1,096,712	A *	5/1914	Greer	433/204
1,298,419	A *	3/1919	Summy	433/204
1,742,430	A *	1/1930	Wardell, Jr.	264/18
1,869,047	A *	7/1932	Caldwell	433/204
2,557,899	A *	6/1951	Turro	433/191
3,423,831	A *	1/1969	Semmelman	433/212.1
4,296,659	A *	10/1981	Nauman	83/54
4,433,959	A *	2/1984	Faunce	433/222.1
4,523,912	A *	6/1985	Breustedt et al.	433/202.1

5,162,138	A	11/1992	Caffisch et al.	
D345,621	S *	3/1994	McLaughlin, II	D26/127
D413,833	S *	9/1999	Hollinger	D11/125
D418,935	S *	1/2000	Gilbert et al.	D26/68
D420,866	S *	2/2000	VanHalteren et al.	D7/675
6,540,371	B2	4/2003	Franks	
D525,837	S *	8/2006	Orozco et al.	D7/710
D559,727	S *	1/2008	Garrison	D11/121
D632,393	S *	2/2011	Sato et al.	D24/156
D632,394	S *	2/2011	Sato et al.	D24/156
D634,668	S *	3/2011	Ksobiech	D11/130
D637,723	S *	5/2011	Sato et al.	D24/156
2003/0156415	A1 *	8/2003	Blatherwick	362/293
2004/0035744	A1	2/2004	Brown et al.	
2006/0105298	A1	5/2006	Escudero et al.	
2007/0036920	A1	2/2007	Birkmann et al.	

* cited by examiner

Primary Examiner — Elizabeth J Oswecki

(74) *Attorney, Agent, or Firm* — Boardman & Clark LLP


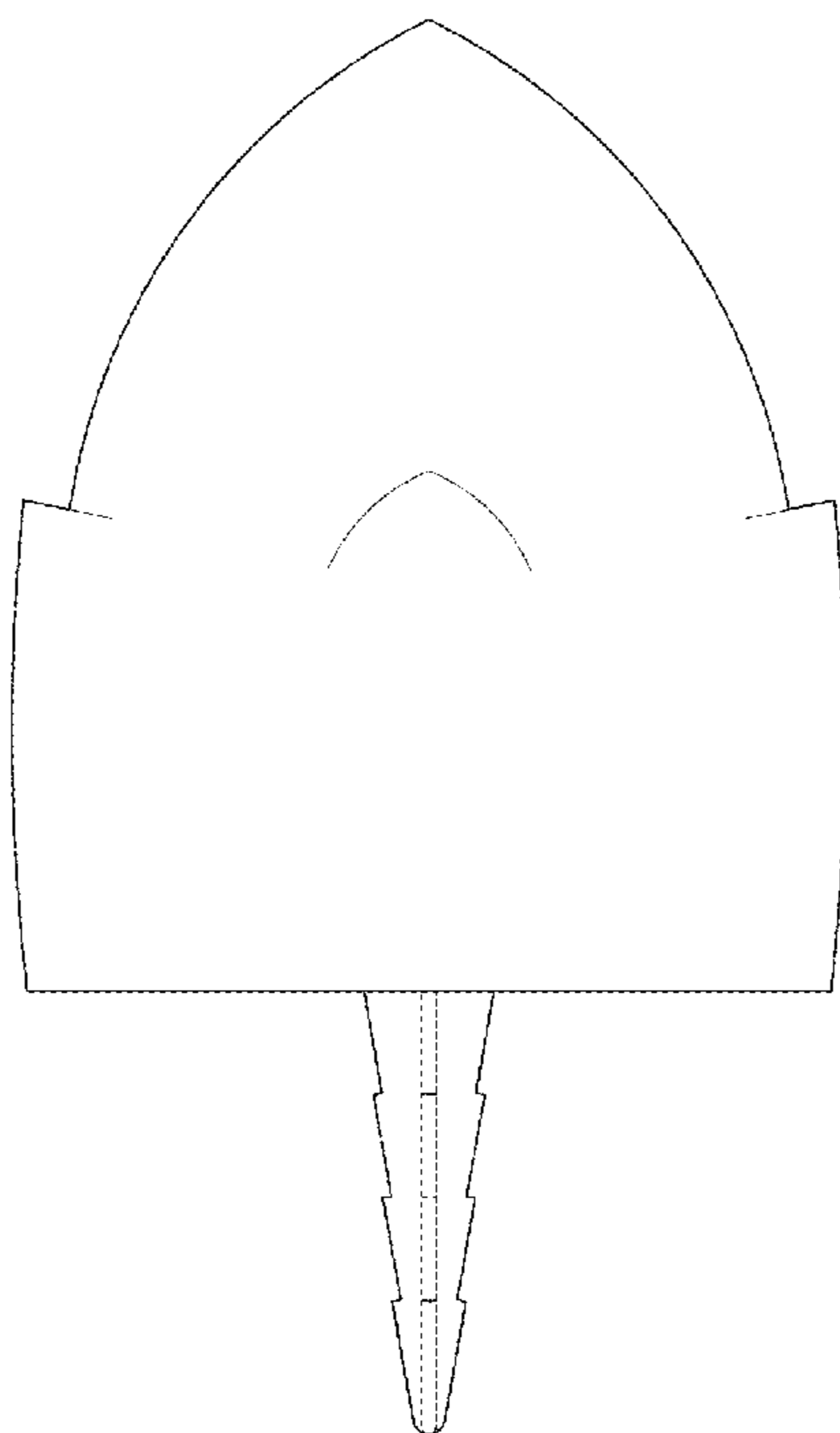
(57) **CLAIM**

The ornamental design for a pumpkin tooth, as shown and described.

DESCRIPTION

FIG. 1 is a front elevational view of a pumpkin tooth showing my new design;
FIG. 2 is a right side elevational view thereof, the left side being a mirror image;
FIG. 3 is a back elevational view thereof;
FIG. 4 is a top plan view thereof; and,
FIG. 5 is a bottom plan view thereof.

1 Claim, 3 Drawing Sheets



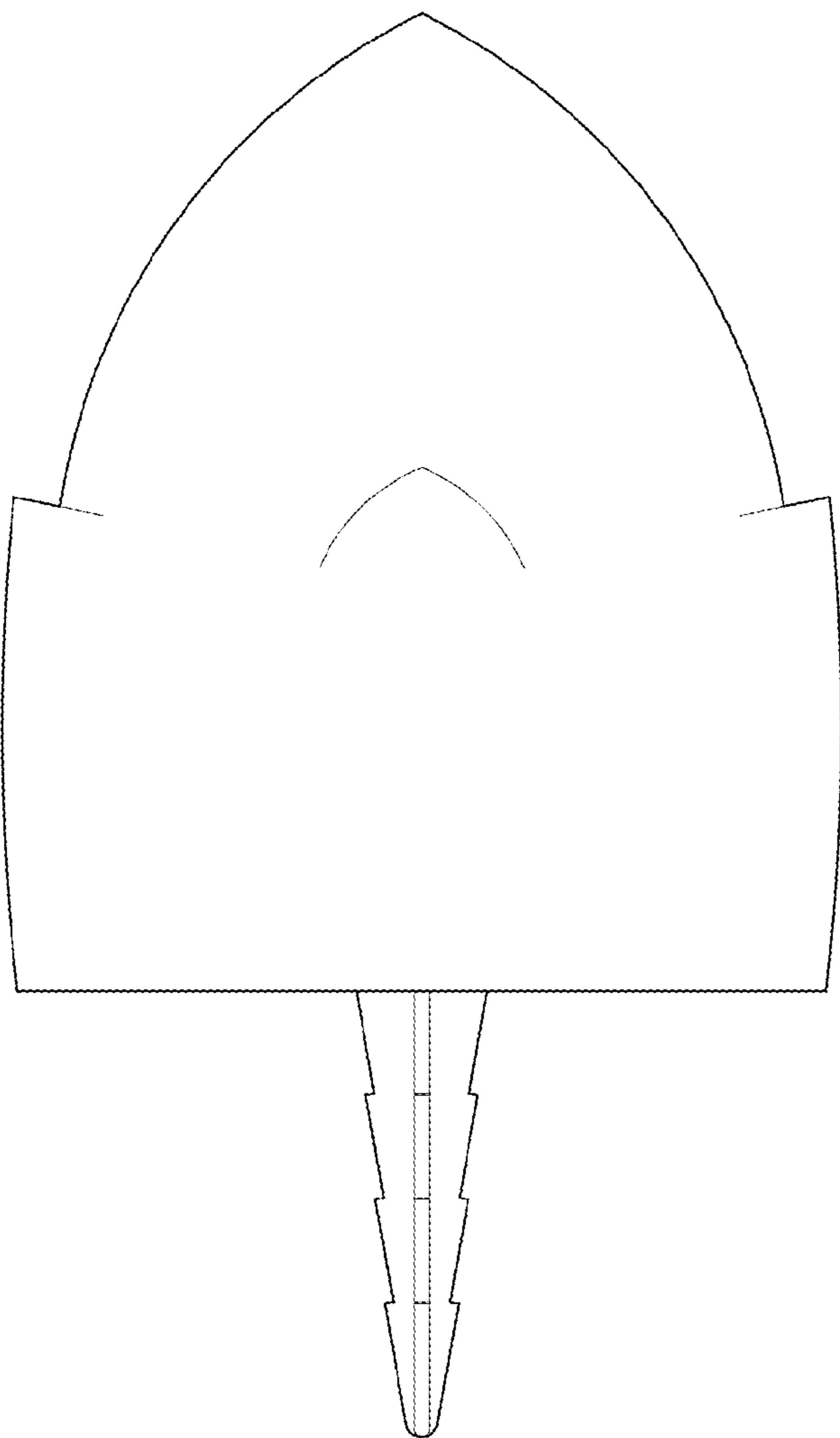


FIG. 1




FIG. 2

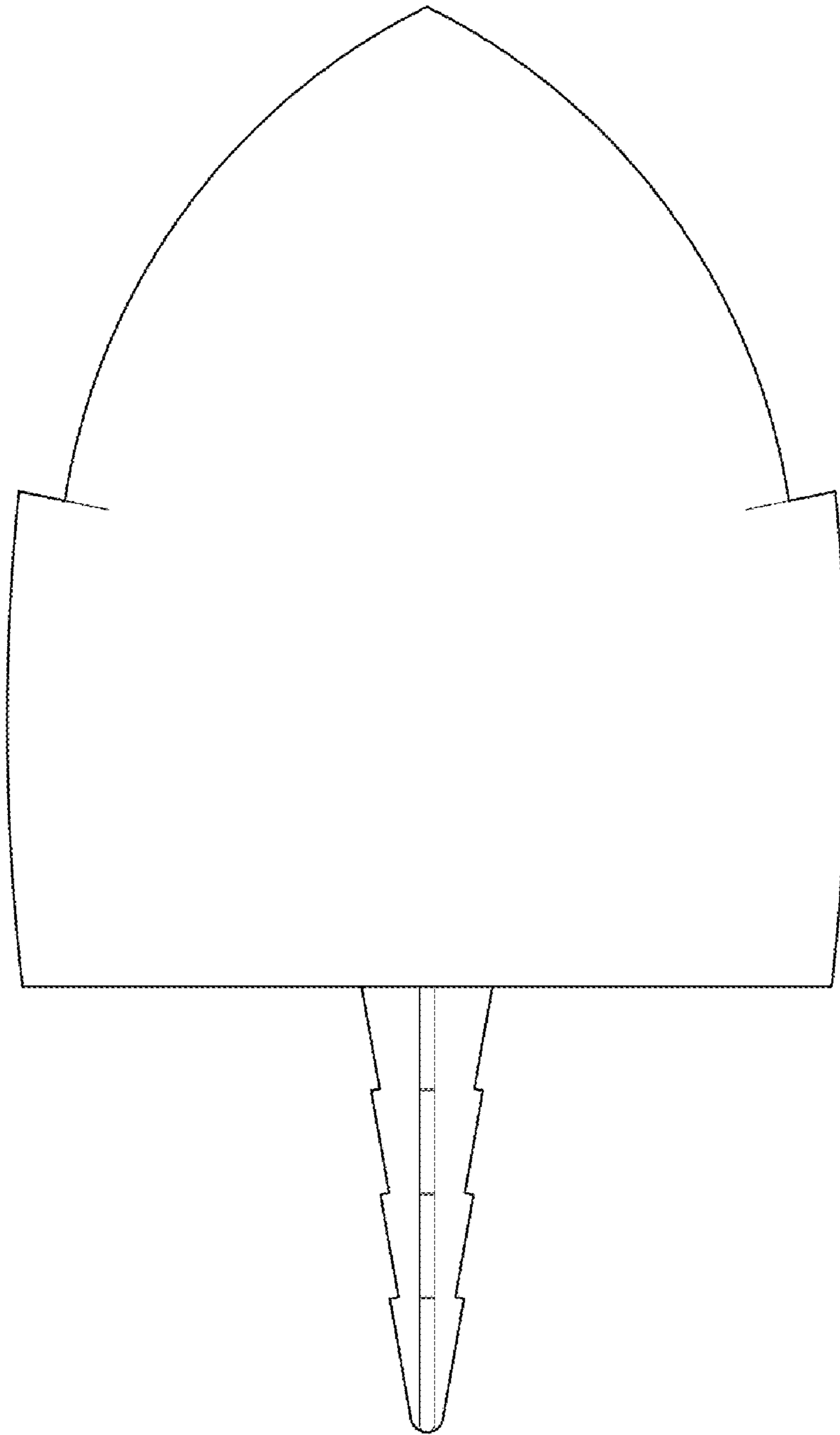


FIG. 3

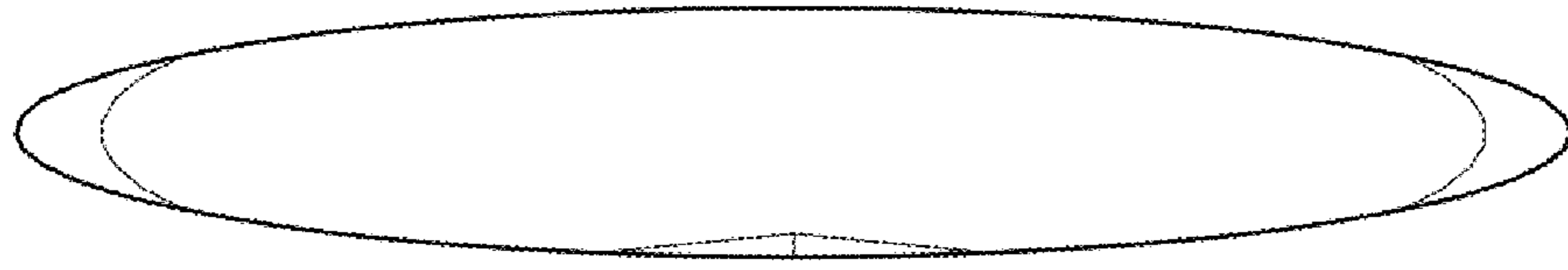


FIG. 4

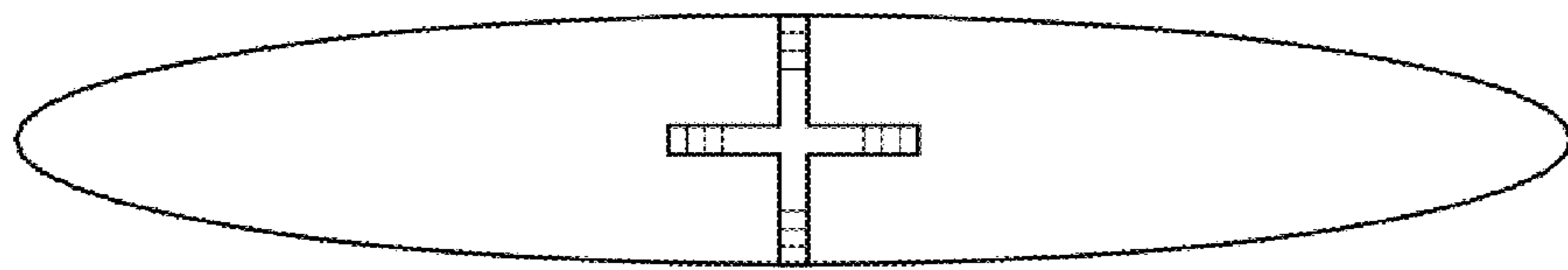


FIG. 5