



US00D678120S

(12) **United States Design Patent**  
**Reetz et al.**

(10) **Patent No.:** **US D678,120 S**  
(45) **Date of Patent:** **\*\* Mar. 19, 2013**

(54) **ORNAMENT**

(75) Inventors: **Paul D. Reetz**, Minneapolis, MN (US);  
**Anna M. Bofinger**, Shoreview, MN (US)

(73) Assignee: **Target Brands, Inc.**, Minneapolis, MN  
(US)

(\*\*) Term: **14 Years**

(21) Appl. No.: **29/431,664**

(22) Filed: **Sep. 10, 2012**

(51) **LOC (9) Cl.** ..... **11-05**

(52) **U.S. Cl.** ..... **D11/121**

(58) **Field of Classification Search** ..... D11/117,  
D11/120, 121, 124, 125, 131, 132; 428/7,  
428/8, 9, 10

See application file for complete search history.

(56) **References Cited**

**U.S. PATENT DOCUMENTS**

|               |         |                 |       |         |
|---------------|---------|-----------------|-------|---------|
| D38,475 S *   | 3/1907  | Arnold          | ..... | D11/84  |
| D38,633 S *   | 6/1907  | Arnold          | ..... | D11/84  |
| D268,336 S *  | 3/1983  | Shapiro         | ..... | D11/79  |
| D278,419 S *  | 4/1985  | Hill            | ..... | D11/121 |
| D289,364 S    | 4/1987  | Bass            |       |         |
| 4,989,120 A * | 1/1991  | Davis et al.    | ..... | 362/35  |
| D318,605 S *  | 7/1991  | Dudley          | ..... | D11/117 |
| 5,492,739 A * | 2/1996  | Thorne et al.   | ..... | 428/38  |
| D387,003 S *  | 12/1997 | Au              | ..... | D11/121 |
| D391,134 S    | 2/1998  | Laib            |       |         |
| D413,543 S *  | 9/1999  | Behr            | ..... | D11/79  |
| D427,937 S *  | 7/2000  | Viele et al.    | ..... | D11/125 |
| D433,607 S    | 11/2000 | Park            |       |         |
| D440,134 S    | 4/2001  | Brix-Hansen     |       |         |
| D458,097 S    | 6/2002  | de la Guardia   |       |         |
| D471,839 S *  | 3/2003  | Kitras          | ..... | D11/131 |
| D472,498 S *  | 4/2003  | Kitras          | ..... | D11/131 |
| D473,118 S    | 4/2003  | Lovegrove       |       |         |
| D520,624 S *  | 5/2006  | Blymyer         | ..... | D23/368 |
| D557,574 S    | 12/2007 | Hein            |       |         |
| D559,729 S *  | 1/2008  | Chen            | ..... | D11/121 |
| D563,824 S *  | 3/2008  | Chen            | ..... | D11/121 |
| D570,729 S *  | 6/2008  | Chen            | ..... | D11/125 |
| D644,075 S    | 8/2011  | Barnett         |       |         |
| D653,512 S    | 2/2012  | Franzier et al. |       |         |

**OTHER PUBLICATIONS**

China Trader Online, "Bottle Opener for Football Fans," <http://www.chinatradersonline.com/Bottle-Opener/Football-Bottle-Opener/>, 1 page, at least as early as Apr. 2012.

Hands Free Wine, "St. Patrick's Day themed lanyards," <http://www.handsfreewine.com/>, 1 page, at least as early as Apr. 2012.

Shop Not Made in China, "Bottle Opener Ornaments," <http://www.shopnotmadeinchina.com/1/archives/12-2010/1.html>, 1 page, at least as early as Apr. 2012.

\* cited by examiner

*Primary Examiner* — Elizabeth J Oswecki

(74) *Attorney, Agent, or Firm* — Leanne Taveggia Farrell; Westman, Champlin & Kelly, P.A.

(57) **CLAIM**

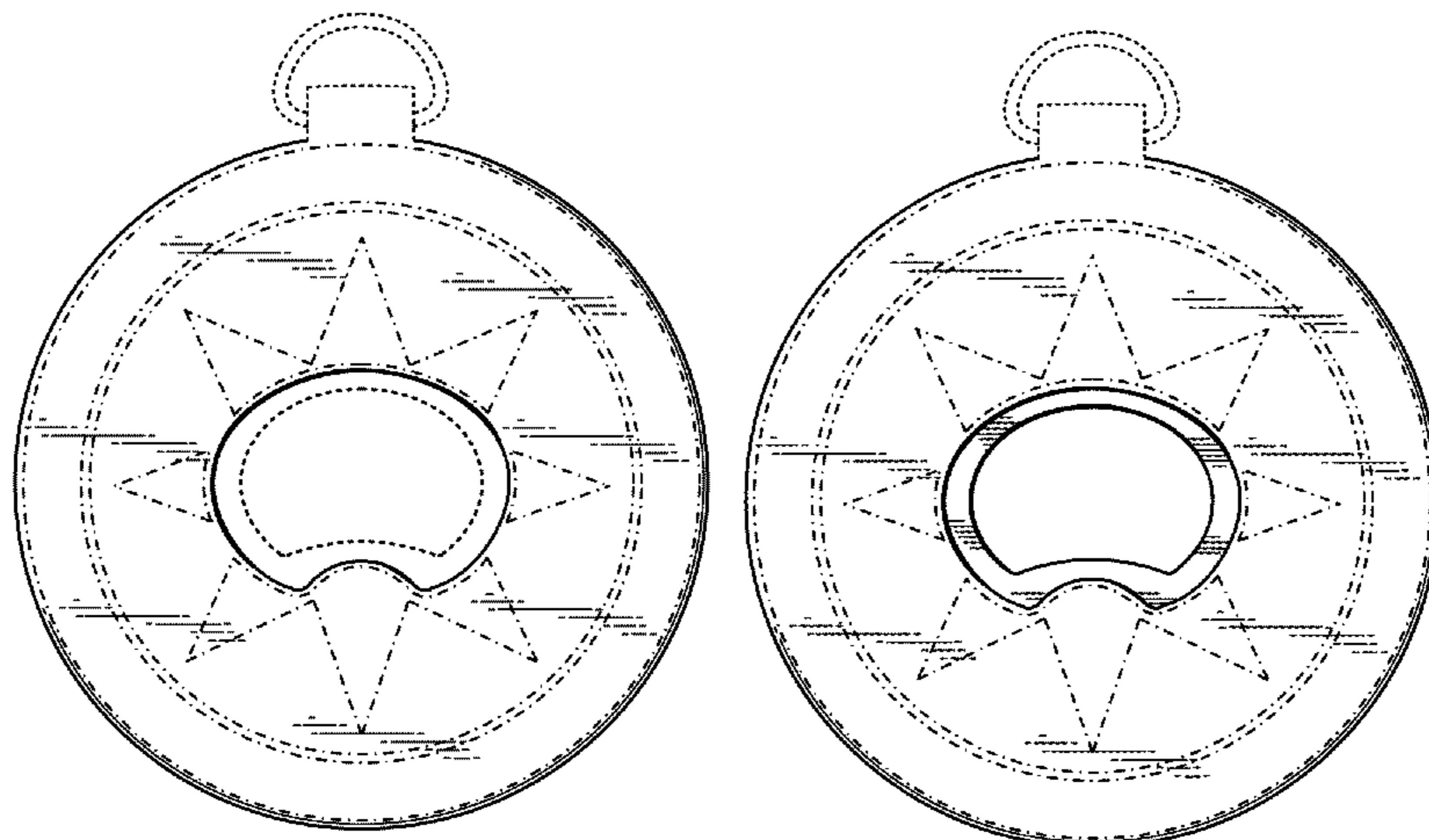
The ornamental design for an ornament, as shown and described.

**DESCRIPTION**

FIG. 1 is a bottom perspective view of a first embodiment of an ornament showing our new design; FIG. 2 is a top perspective thereof; FIG. 3 is a front view thereof, the back being identical; FIG. 4 is a top view thereof; FIG. 5 is a bottom view thereof; FIG. 6 is a side view thereof, the opposite side being identical; FIG. 7 is a bottom perspective view of a second embodiment of an ornament showing our new design; FIG. 8 is a top perspective view thereof; FIG. 9 is a front thereof, the back being identical; FIG. 10 is a top view thereof; FIG. 11 is a bottom view thereof; and, FIG. 12 is a side view thereof, the opposite side being identical.

The evenly spaced broken lines are included for purposes of illustrating environment and form no part of the claimed design. The dash-dot-dash lines disclaim surface ornamentation and the surface surrounding the dash-dot-dash lines is part of the claimed design.

**1 Claim, 2 Drawing Sheets**



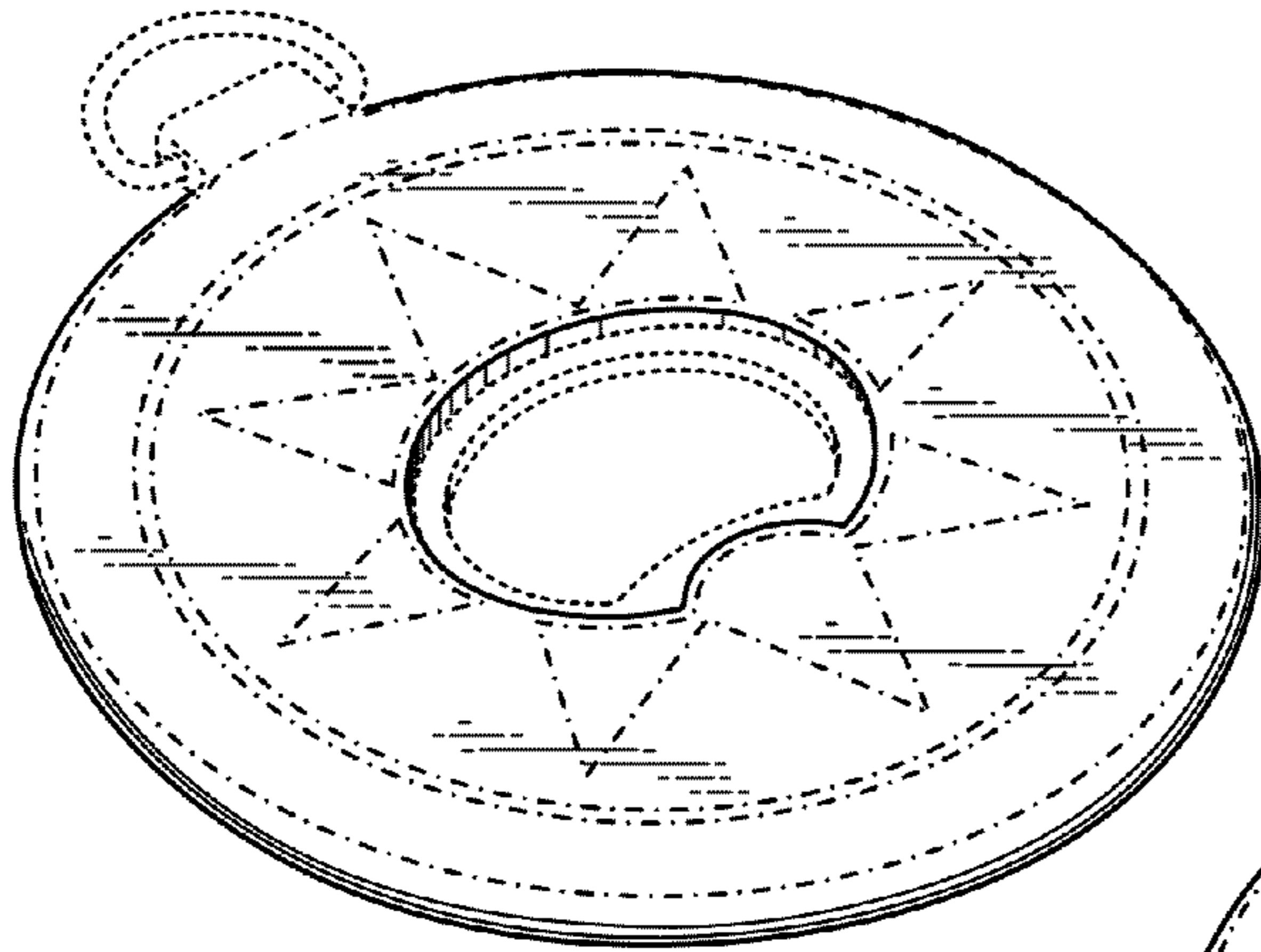


Fig. 1

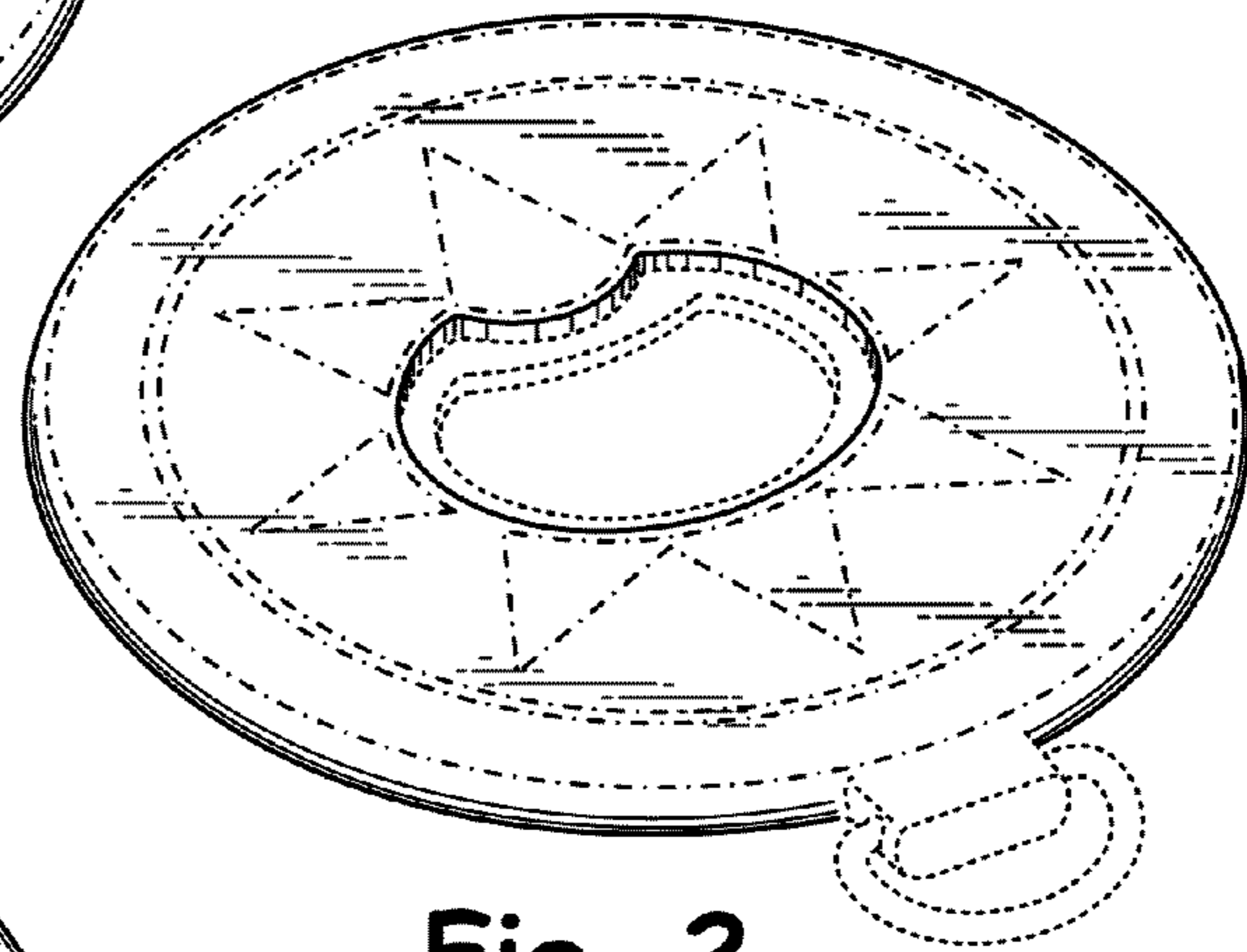


Fig. 2

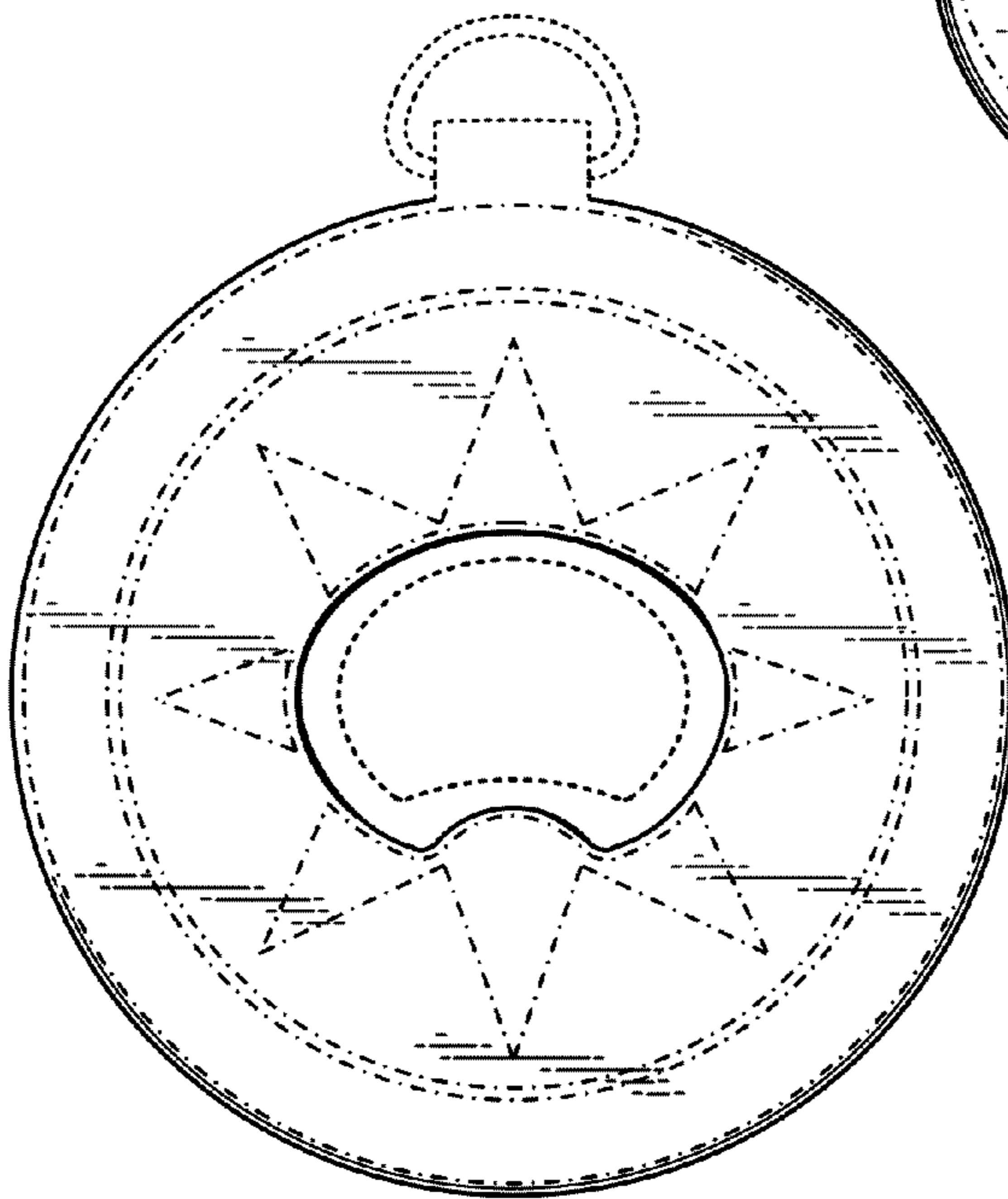


Fig. 3



Fig. 4



Fig. 5



Fig. 6

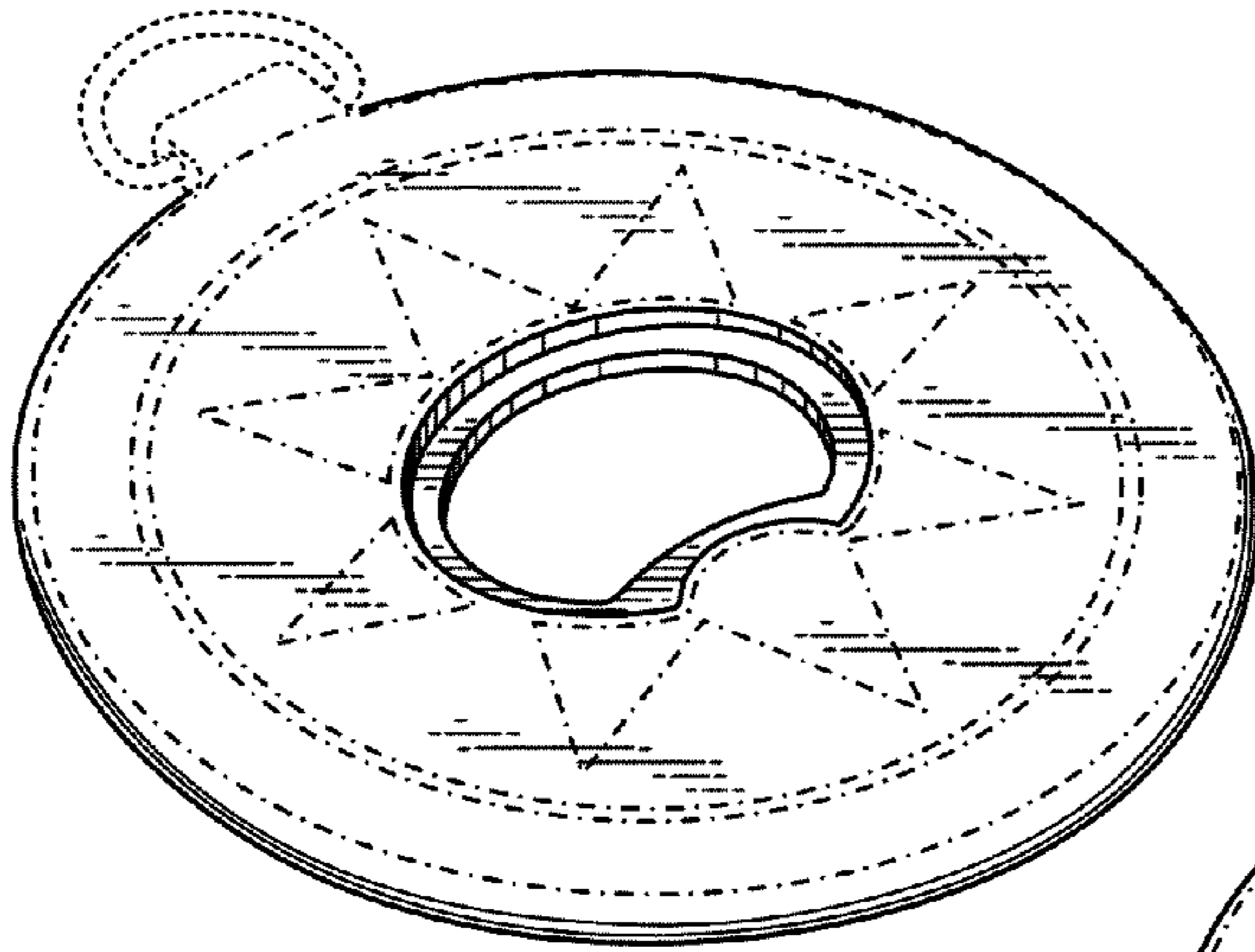


Fig. 7

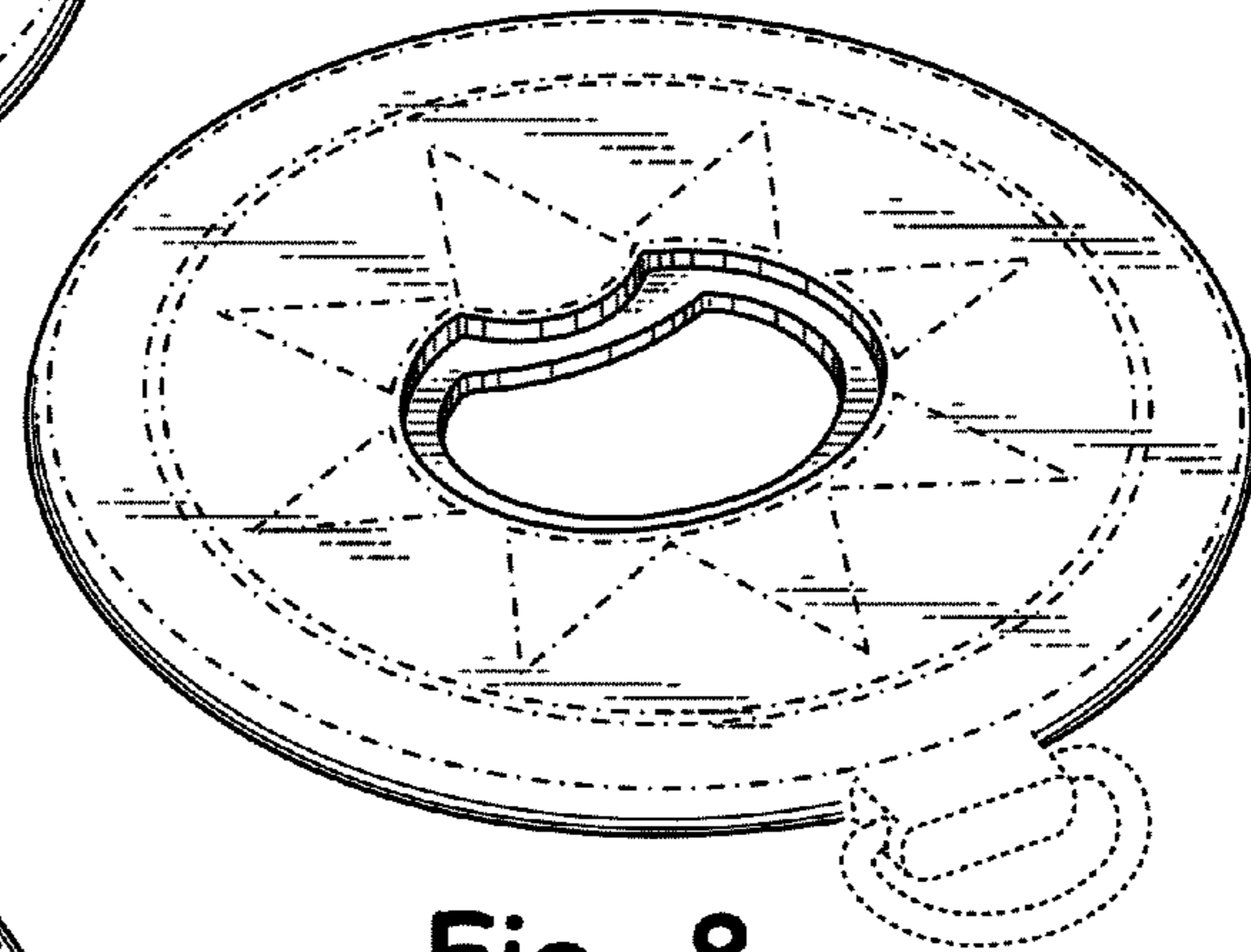


Fig. 8

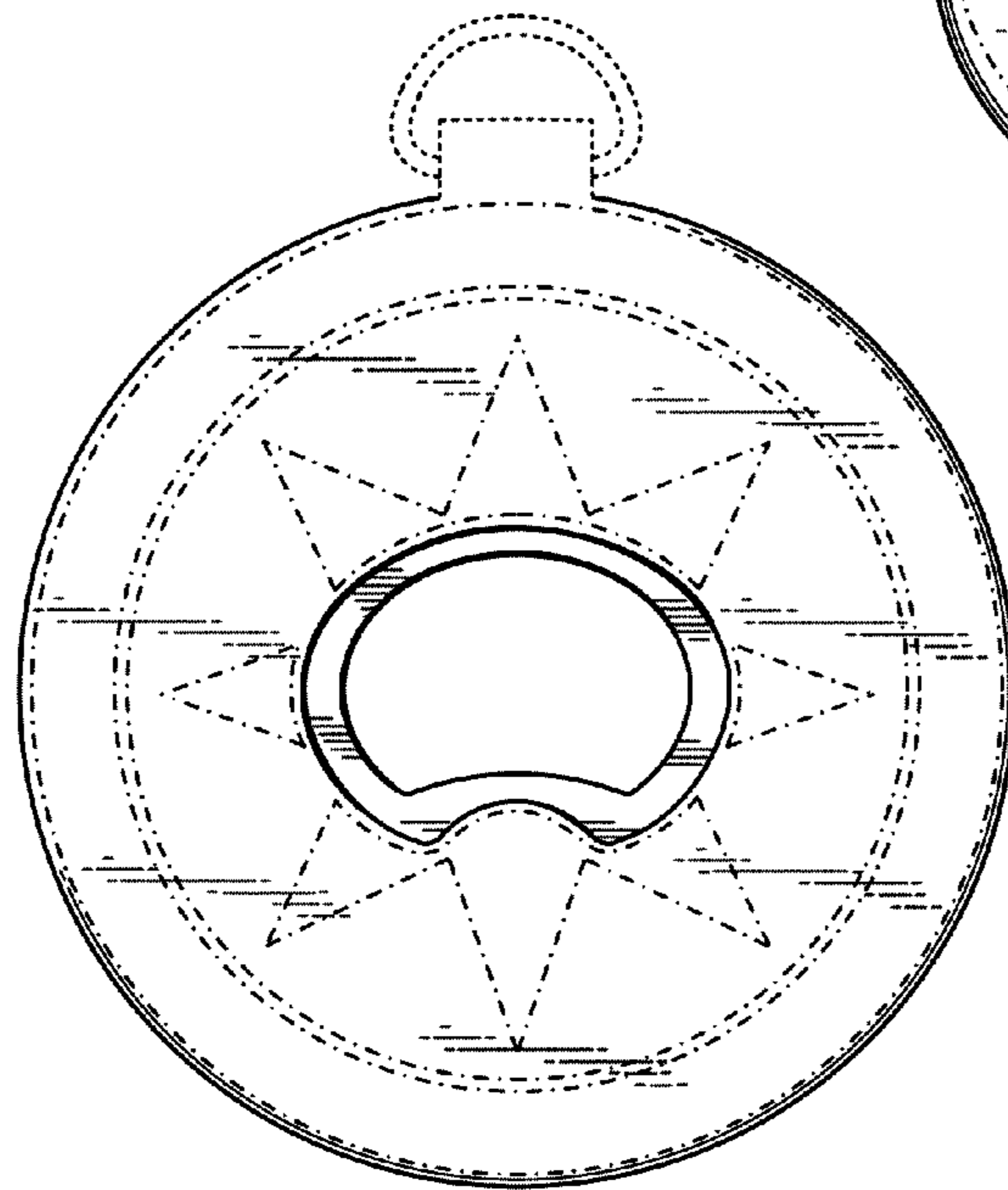


Fig. 9



Fig. 10



Fig. 11



Fig. 12