



US00D678109S

(12) **United States Design Patent**
Phillips et al.

(10) **Patent No.:** **US D678,109 S**
(45) **Date of Patent:** **** Mar. 19, 2013**

(54) **CHARM**

(75) Inventors: **Alison Phillips**, Toronto (CA); **Caitlin Curran-Blaney**, Toronto (CA); **Wai Yu Chung**, Richmond (CA)

(73) Assignee: **Research In Motion Limited**, Waterloo, Ontario (CA)

(**) Term: **14 Years**

(21) Appl. No.: **29/410,534**

(22) Filed: **Jan. 9, 2012**

(51) **LOC (9) Cl.** **11-01**

(52) **U.S. Cl.** **D11/79**

(58) **Field of Classification Search** D11/40-78,
D11/79-86, 1, 2; 63/3, 3.1, 3.2, 4, 12, 1.11,
63/20, 23, 18

See application file for complete search history.

(56) **References Cited**

U.S. PATENT DOCUMENTS

D38,475 S * 3/1907 Arnold D11/84
2,601,312 A * 6/1952 McGrew D11/116

D221,101 S * 7/1971 Pacitti D11/81
D252,452 S * 7/1979 Fermahin D11/81
D473,156 S * 4/2003 Sloom D11/79
D594,378 S * 6/2009 Cion D11/96
D594,379 S * 6/2009 Cion D11/96
D616,642 S * 6/2010 Kim et al. D3/218
D631,387 S * 1/2011 Knox et al. D11/79
D663,232 S * 7/2012 Rafaelian D11/8

* cited by examiner

Primary Examiner — Jennifer Rivard
Assistant Examiner — Melanie Pellegrini

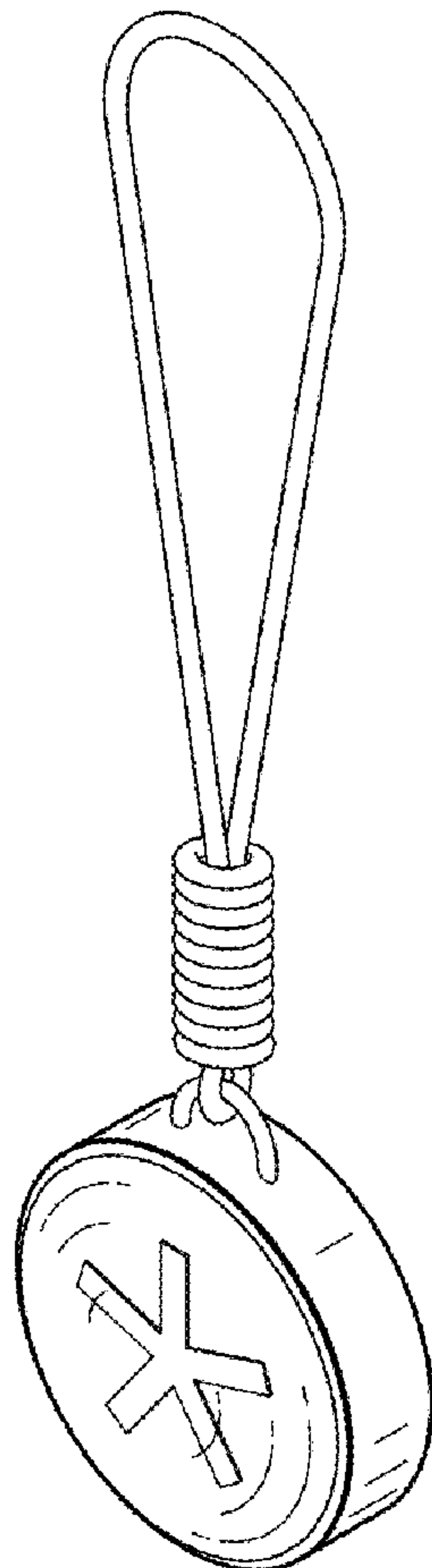
(57) **CLAIM**

We claim the ornamental design for a charm, as shown and described.

DESCRIPTION

FIG. 1 is a front perspective view of a charm;
FIG. 2 is a front elevational view thereof;
FIG. 3 is a back elevational view thereof;
FIG. 4 is a right elevational view thereof;
FIG. 5 is a left elevational view thereof;
FIG. 6 is a top plan view thereof; and,
FIG. 7 is a bottom plan view thereof.

1 Claim, 2 Drawing Sheets



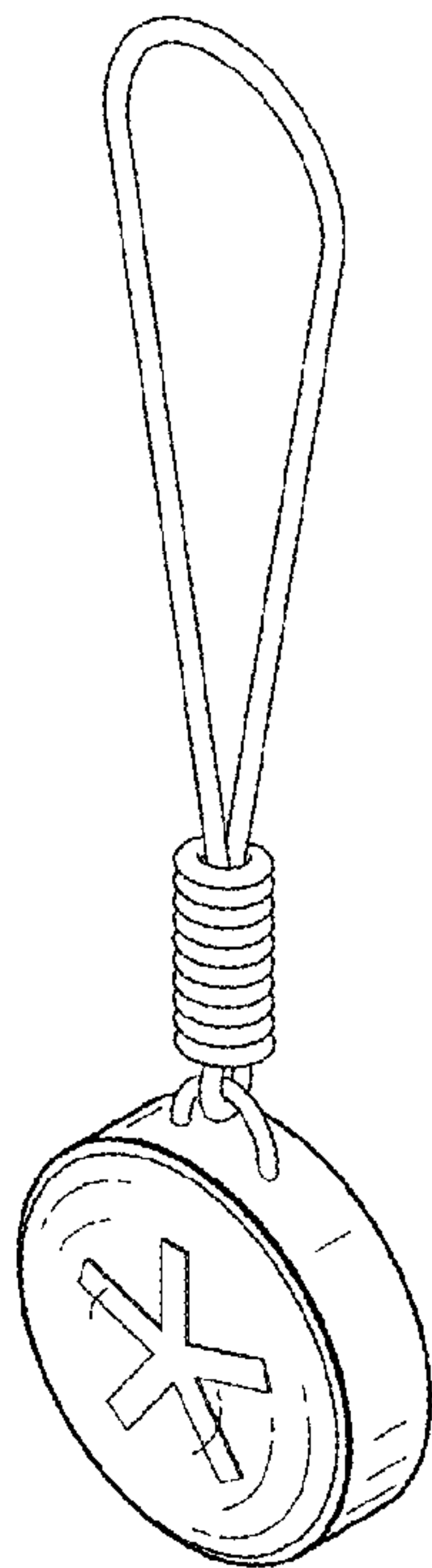


FIG. 1

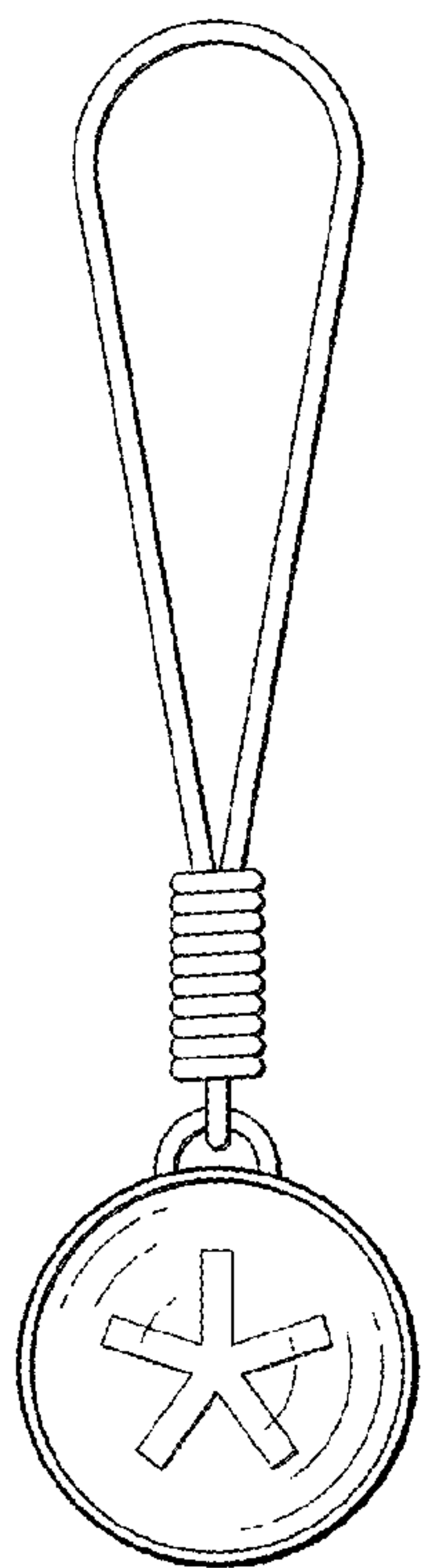


FIG. 2

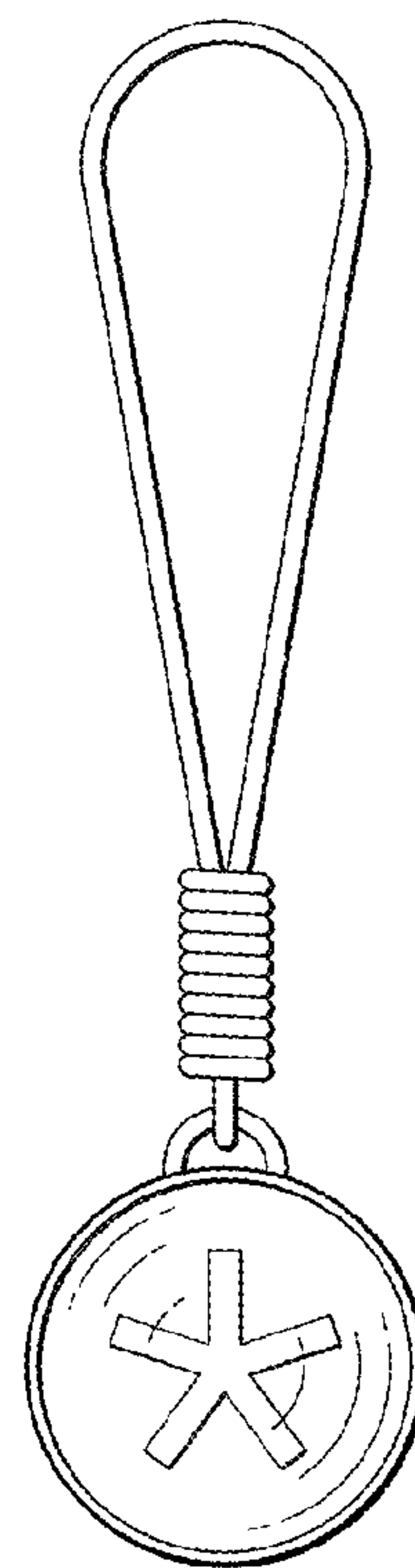


FIG. 3

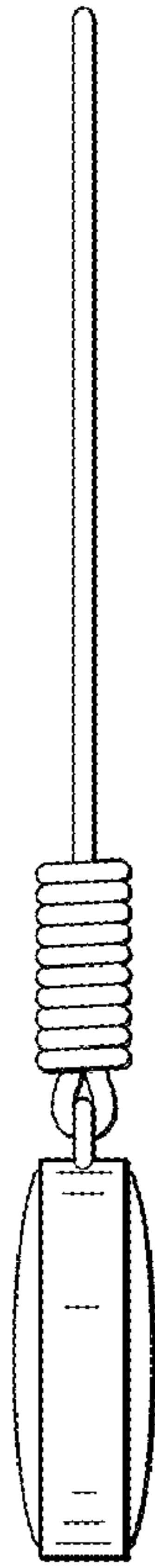


FIG. 4

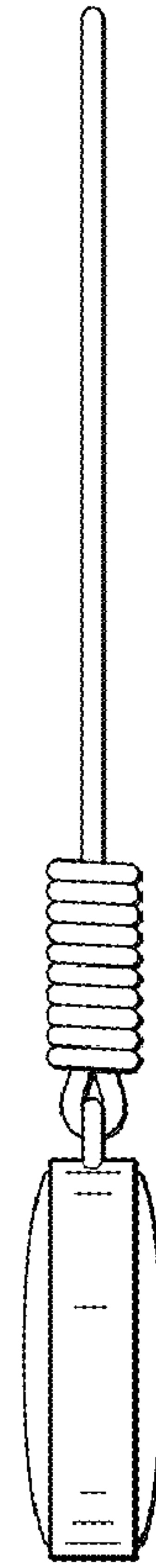


FIG. 5

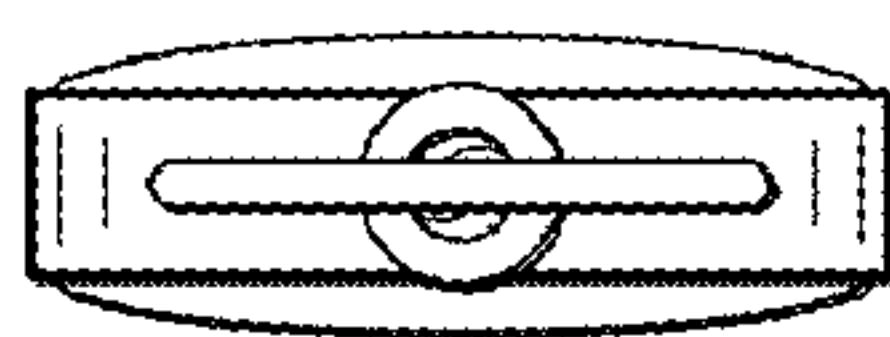


FIG. 6



FIG. 7