



US00D678108S

(12) **United States Design Patent**
Takahashi

(10) **Patent No.:** **US D678,108 S**
(45) **Date of Patent:** **** Mar. 19, 2013**

(54) **RING**

D653,149 S * 1/2012 Behar et al. D11/5
D659,579 S * 5/2012 Hill et al. D11/3
D662,434 S * 6/2012 Hill et al. D11/3

(75) Inventor: **Masaki Takahashi**, Tokyo (JP)

FOREIGN PATENT DOCUMENTS

(73) Assignee: **Mokumeganeya Co., Ltd.**, Tokyo (JP)

EM 000791868-006 * 6/2007
JP D1408500 S 1/2011

(**) Term: **14 Years**

OTHER PUBLICATIONS

(21) Appl. No.: **29/427,214**

Online. Web page accessed Oct. 30, 2012. <http://ecx.images-amazon.com/images/I/41bAlnWDsdL.jpg>.*

(22) Filed: **Jul. 16, 2012**

Online. Web page accessed Oct. 30, 2012. <http://greenwich.blob.core.windows.net/media/images/2c74f48a5bc94cef850ef3c0d7ca2664-1000x1000.png>.*

(30) **Foreign Application Priority Data**

Online. Web page accessed Oct. 30, 2012. <http://www.mokumegane.co.jp/news/NEJIRU.jpg>.*

Jan. 17, 2012 (JP) 2012-000791

Online. Web page accessed Oct. 30, 2012. http://www.propose-ring.jp/brand/assets_c/2009/12/M306-thumb-540x370-133.jpg.*

(51) **LOC (9) Cl.** **11-01**

Online. Web page accessed Oct. 30, 2012. http://www.propose-ring.jp/brand/assets_c/2009/12/M401-thumb-540x370-134.jpg.*

(52) **U.S. Cl.** **D11/37**

(58) **Field of Classification Search** D11/2-6,
D11/26-39; 63/3, 3.1, 3.2, 15, 15.1-15.4,
63/15.45, 15.5, 15.6, 15.65

* cited by examiner

See application file for complete search history.

Primary Examiner — Jennifer Rivard

Assistant Examiner — Melanie Pellegrini

(74) *Attorney, Agent, or Firm* — Cermak Nakajima LLP;
Tomoko Nakajima

(56) **References Cited**

(57) **CLAIM**

The ornamental design for a ring, as shown.

U.S. PATENT DOCUMENTS

DESCRIPTION

D140,003 S * 1/1945 Lieber D11/37
D235,367 S * 6/1975 Yevick D11/30
D267,788 S * 2/1983 Bulgari D11/5
D273,282 S * 4/1984 Matt D11/30
D313,369 S * 1/1991 Bulgari D11/38
D332,418 S * 1/1993 Bulgari D11/4
D342,916 S * 1/1994 Giralt D11/30
D618,578 S * 6/2010 Takahashi D11/37
D618,579 S * 6/2010 Takahashi D11/37
D618,581 S * 6/2010 Takahashi D11/37
D619,029 S * 7/2010 Takahashi D11/37
D625,217 S * 10/2010 Hardy D11/26
D625,218 S * 10/2010 Hardy D11/26

FIG. 1 is a front elevational view of a ring showing my new design;

FIG. 2 is a rear elevational view thereof;

FIG. 3 is a top plan view thereof;

FIG. 4 is a bottom plan view thereof;


FIG. 5 is a right side elevational view thereof;

FIG. 6 is a left side elevational view thereof;

FIG. 7 is a front top perspective view thereof; and,

FIG. 8 is a rear top perspective view thereof.

1 Claim, 8 Drawing Sheets



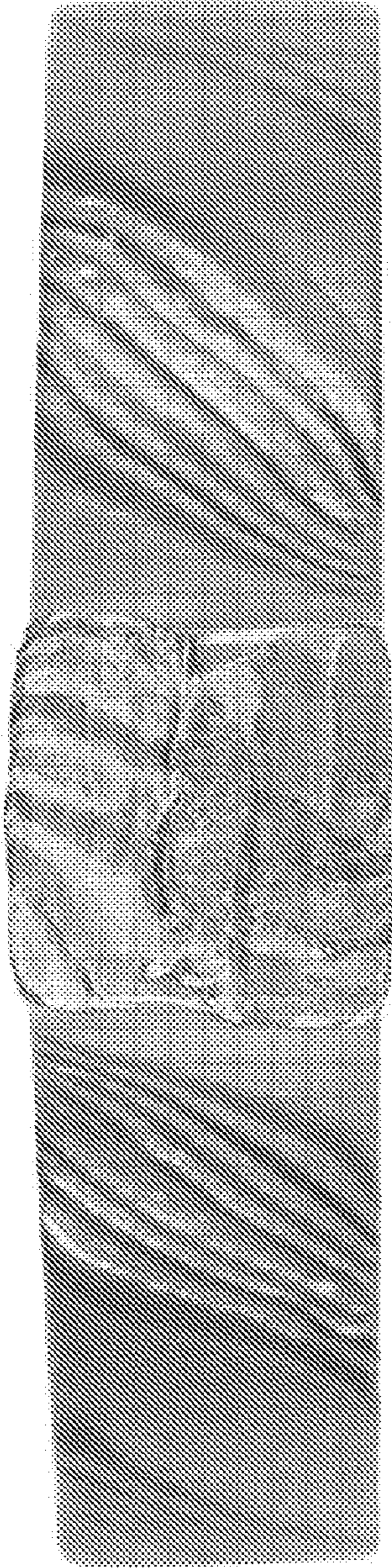


FIG.1




FIG.2

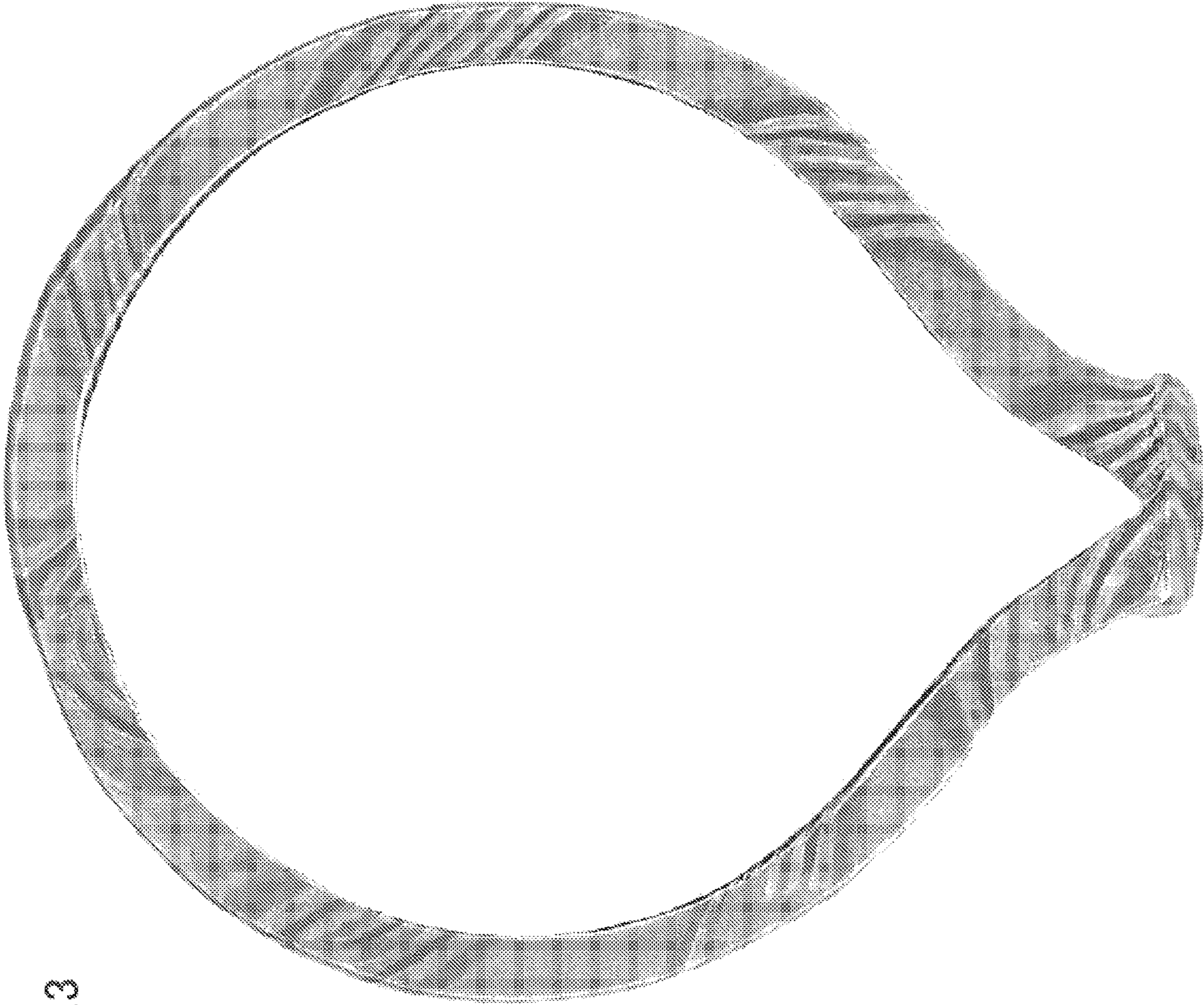


FIG.3




FIG.4




FIG. 5




FIG.6

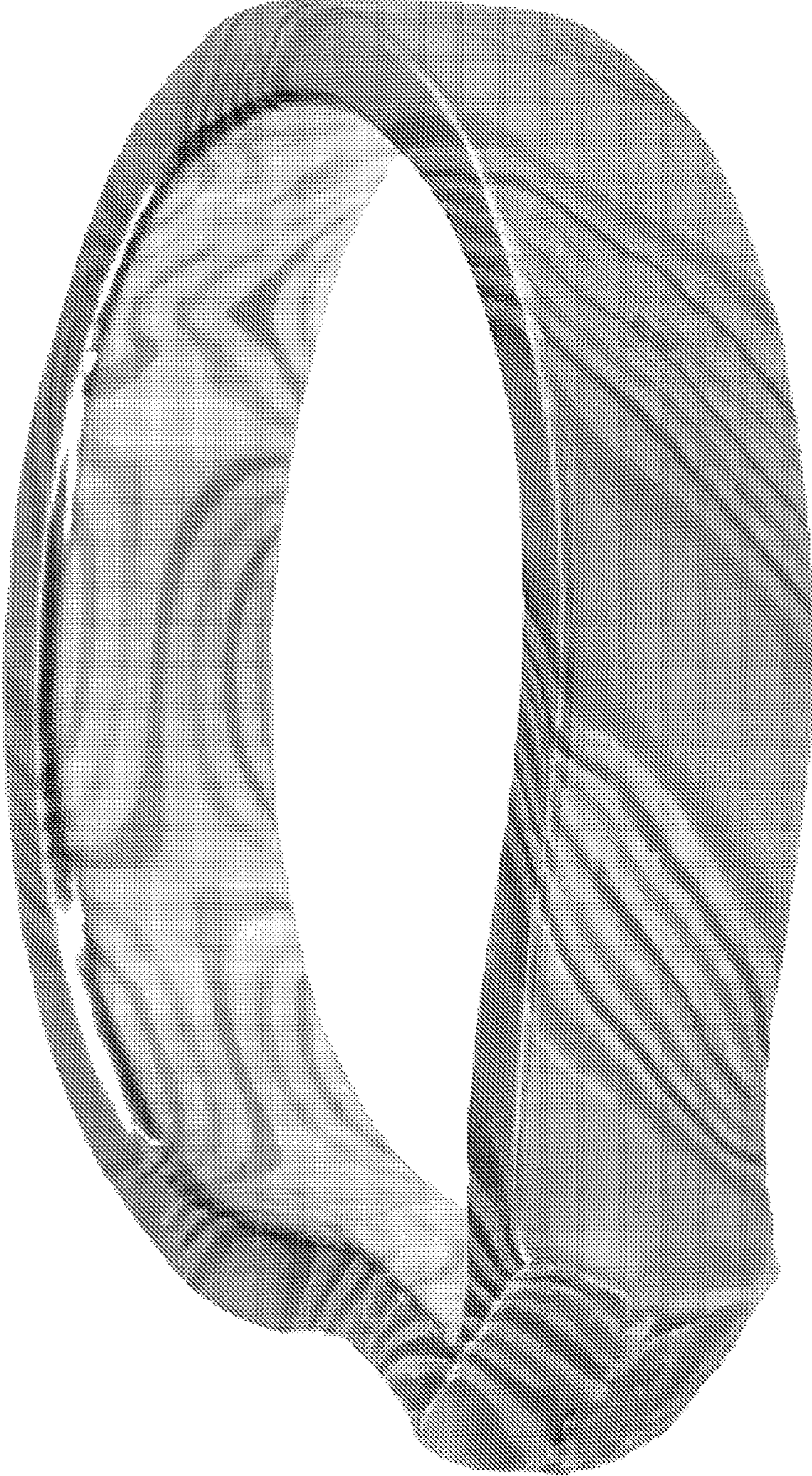


FIG.7

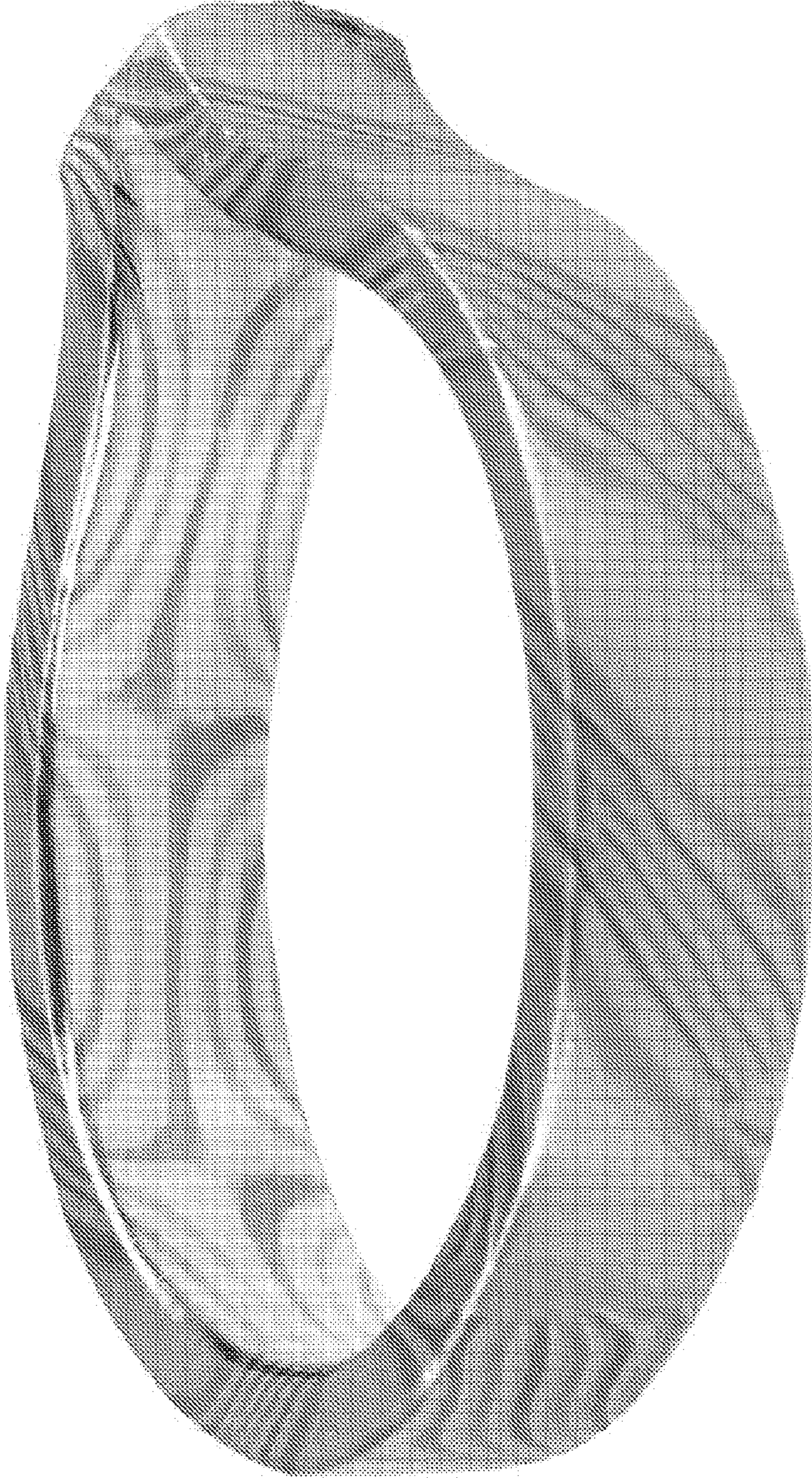


FIG. 8