



US00D678081S

(12) **United States Design Patent**  
**Cabiddu**

(10) **Patent No.:** **US D678,081 S**  
(45) **Date of Patent:** **\*\* Mar. 19, 2013**

(54) **WATCHCASE**

(75) **Inventor:** **Demetrio Cabiddu, Le Sentier (CH)**

(73) **Assignee:** **Montblanc-Simplo GmbH, Hamburg (DE)**

(\*\*) **Term:** **14 Years**

(21) **Appl. No.:** **29/401,590**

(22) **Filed:** **Sep. 13, 2011**

(30) **Foreign Application Priority Data**

Mar. 14, 2011 (WO) ..... DM/075 606

(51) **LOC (9) Cl.** ..... **10-02**

(52) **U.S. Cl.** ..... **D10/38**

(58) **Field of Classification Search** ..... D10/30-39;  
368/276, 281, 282, 285

See application file for complete search history.

(56) **References Cited**

**U.S. PATENT DOCUMENTS**

2,361,563	A *	10/1944	Pellaton	.....	368/80
2,385,234	A *	9/1945	Schmitz	.....	368/288
D178,770	S *	9/1956	Doerwald	.....	D10/39
D186,180	S *	9/1959	Diamond	.....	D10/39
5,467,325	A *	11/1995	Juillerat	.....	368/276
D365,526	S *	12/1995	Gardner	.....	D10/39
D438,472	S *	3/2001	Fichter	.....	D10/39
D508,416	S *	8/2005	Tang	.....	D10/30

D547,211	S *	7/2007	Dias	.....	D10/39
D551,095	S *	9/2007	Monachon	.....	D10/32
D554,003	S *	10/2007	Journe	.....	D10/31
D554,535	S *	11/2007	Journe	.....	D10/31
D590,275	S *	4/2009	Monachon	.....	D10/32
7,575,366	B2 *	8/2009	Cretin	.....	368/187
D607,757	S *	1/2010	Cattin	.....	D10/39
D608,223	S *	1/2010	Salanitra	.....	D10/38
D622,167	S *	8/2010	Jorst et al.	.....	D10/39
D633,812	S *	3/2011	Yurman	.....	D10/32
D651,099	S *	12/2011	Ruffieux	.....	D10/38
D659,025	S *	5/2012	Yurman	.....	D10/32

**FOREIGN PATENT DOCUMENTS**

JP 1301318 5/2007

\* cited by examiner

*Primary Examiner* — Lucy Lieberman

(74) *Attorney, Agent, or Firm* — Kalow & Springut, LLP

(57) **CLAIM**

The ornamental design for a watchcase, as shown and described.

**DESCRIPTION**

FIG. 1 is a front view of the watchcase.  
FIG. 2 is a rear view of the watchcase.  
FIG. 3 is a right side view of the watchcase.  
FIG. 4 is a left side view of the watchcase.  
FIG. 5 is a bottom view of the watchcase.  
FIG. 6 is a top view of the watchcase; and,  
FIG. 7 is a perspective view of the watchcase.

**1 Claim, 3 Drawing Sheets**

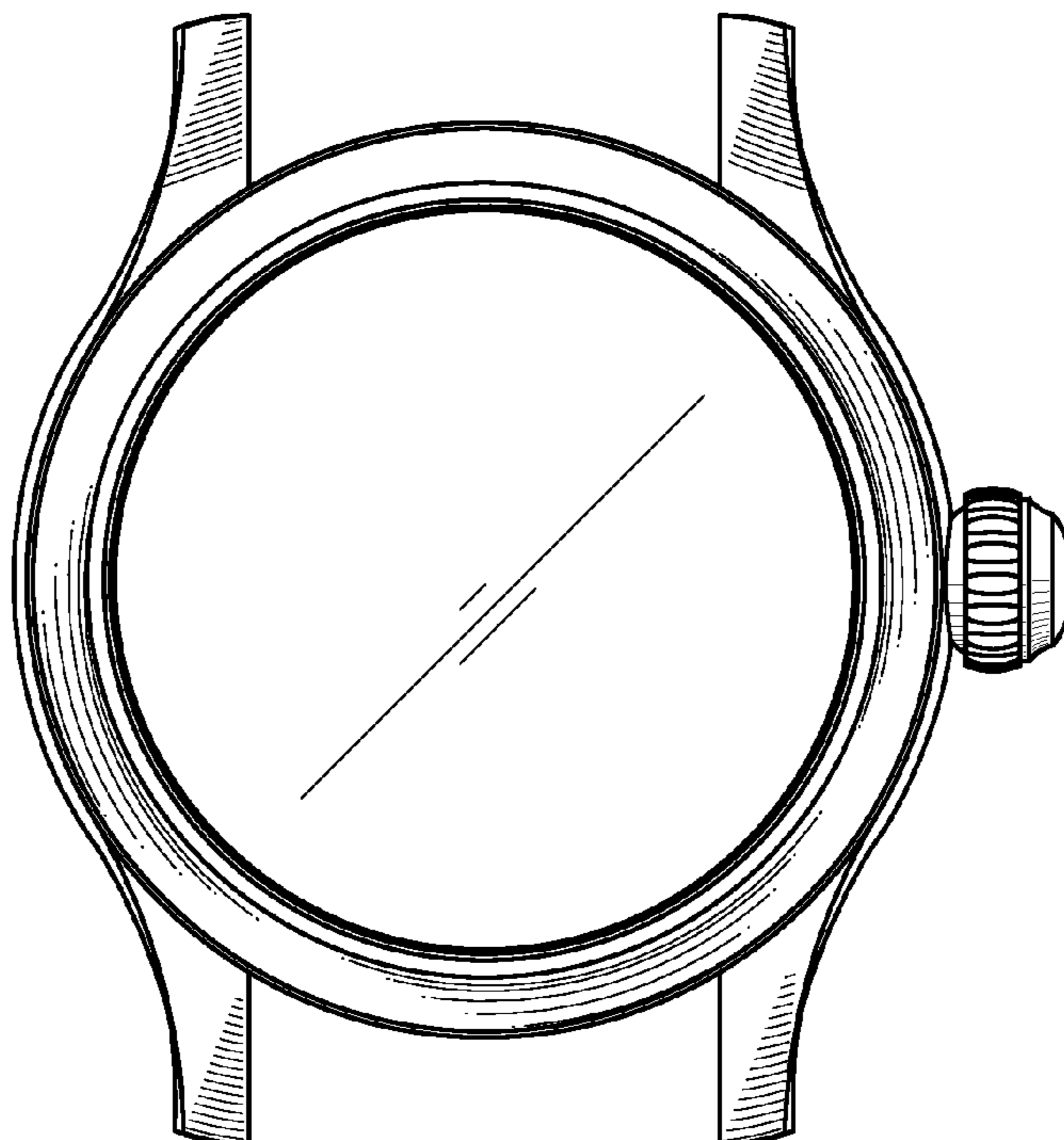


Fig.1

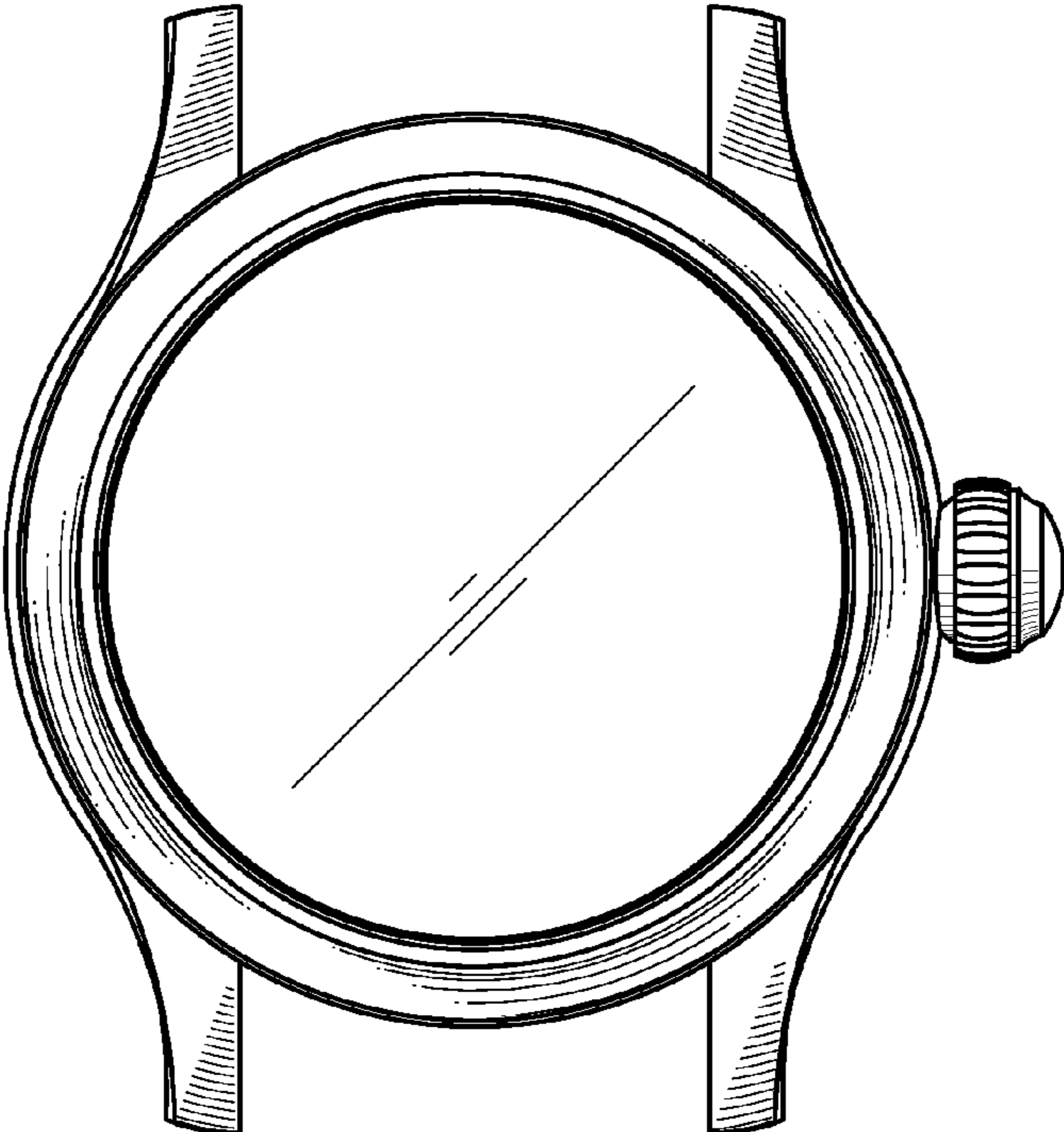


Fig.2

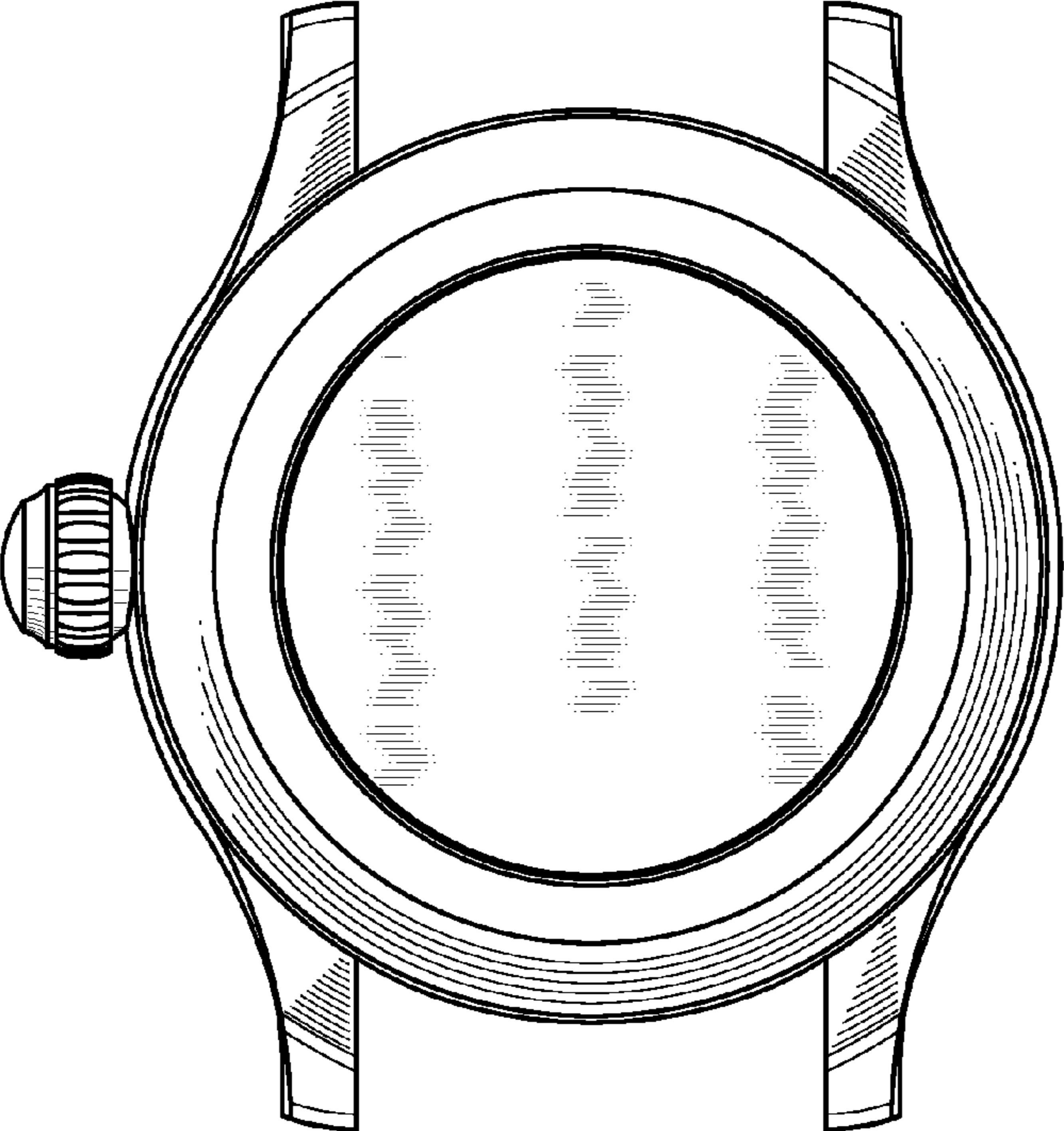


Fig.3

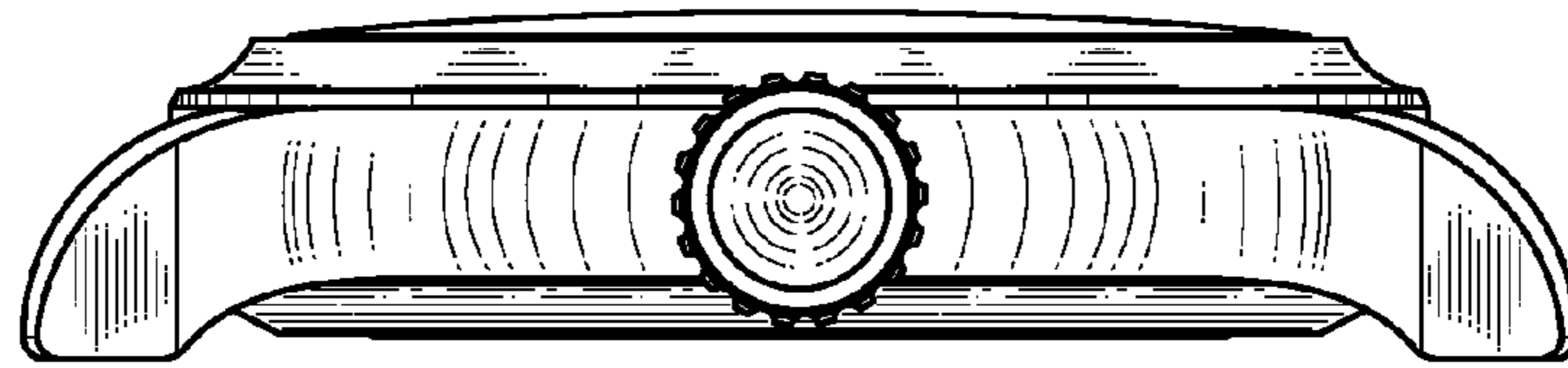


Fig.4

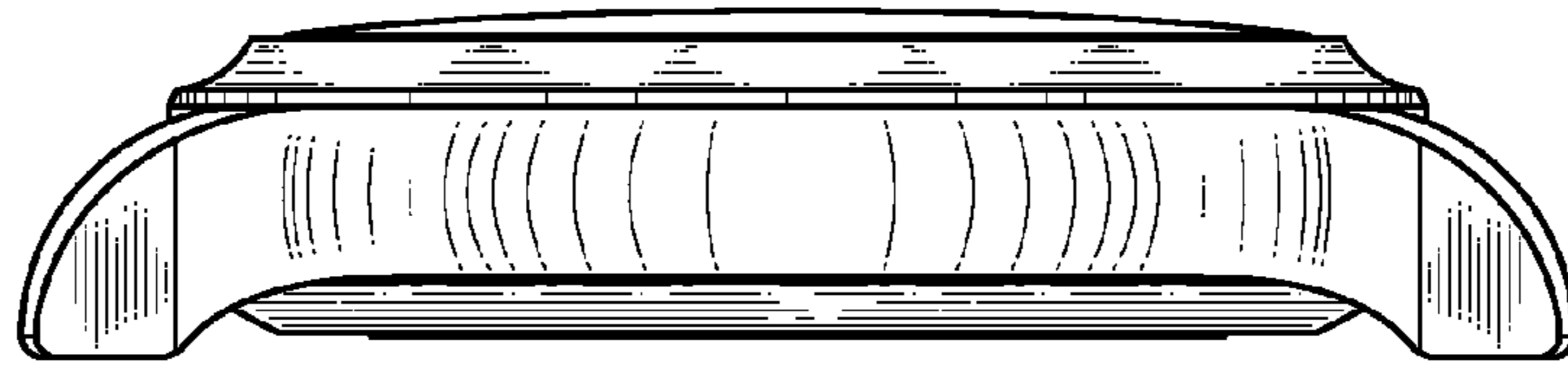


Fig.5



Fig.6

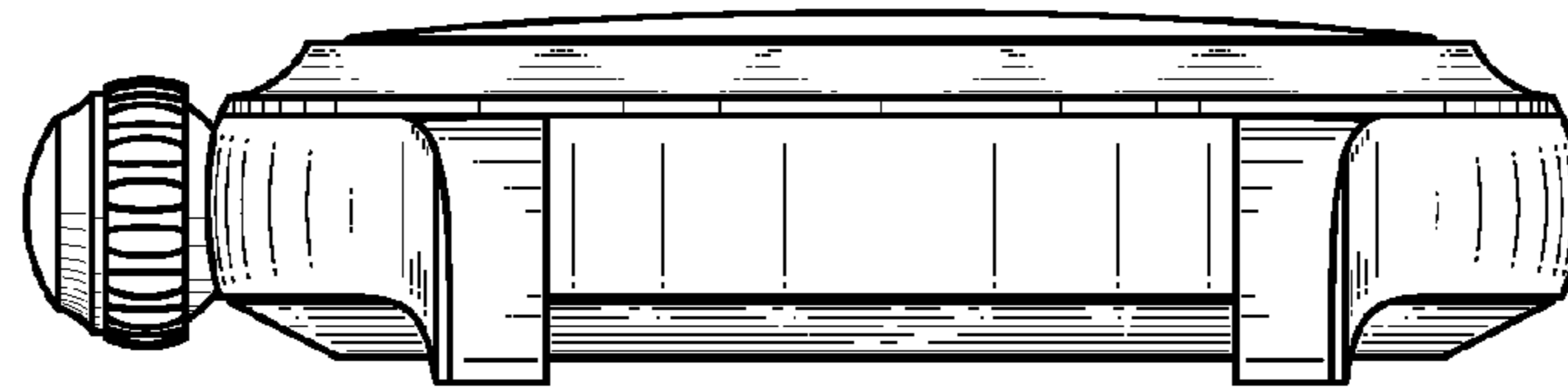


Fig.7

