



US00D678056S

(12) **United States Design Patent**
Swart et al.

(10) **Patent No.:** **US D678,056 S**
(45) **Date of Patent:** **** Mar. 19, 2013**

(54) **PACKAGING FOR PLUMBING FIXTURES**

2,826,350 A * 3/1958 Marx 229/110
3,333,685 A * 8/1967 Pezdek 206/728

(75) Inventors: **Peter W. Swart**, Oostburg, WI (US);
Michael J. Pagel, Fond Du Lac, WI
(US); **Lawrence Duwell**, Adell, WI
(US); **Chad Jorgensen**, Sheboygan, WI
(US)

(Continued)

FOREIGN PATENT DOCUMENTS

DE 3925490 2/1990
DE 202008008166 8/2008

(Continued)

(73) Assignee: **Kohler Co.**, Kohler, WI (US)

(**) Term: **14 Years**

OTHER PUBLICATIONS

(21) Appl. No.: **29/430,642**

International Search Report and Written Opinion for International
Application No. PCT/US2012/045802, mailing date Jan. 15, 2013,
18 pages.

(22) Filed: **Aug. 28, 2012**

(Continued)

Related U.S. Application Data

(63) Continuation of application No. 29/396,965, filed on
Jul. 8, 2011, now Pat. No. Des. 668,144.

Primary Examiner — Thomas Johannes

(51) **LOC (9) Cl.** **09-03**

(74) *Attorney, Agent, or Firm* — Foley & Lardner LLP

(52) **U.S. Cl.** **D9/434**

(57) **CLAIM**

We claim the ornamental design for a packaging for plumbing
fixtures, as shown and described.

(58) **Field of Classification Search** D9/430–433,
D9/414, 418, 420–423, 435, 560, 561; D3/201,
D3/272, 273, 305; 206/278, 297, 299, 320,
206/339, 433, 769, 770, 775, 776, 781, 782,
206/822; 229/100, 103.3, 104–106, 107,
229/108, 108.1, 110, 111, 112, 115, 117.16,
229/120, 125.015, 120.32, 133.24, 122.29,
229/124, 160.1, 162.1, 162.6, 163, 182.1,
229/201, 406, 407, 902, 904, 906, 922, 930,
229/939, 942; D7/602

DESCRIPTION

See application file for complete search history.

FIG. 1 is a top perspective view of a first embodiment of
packaging for plumbing fixtures showing our new design;
FIG. 2 is a front elevation view thereof;
FIG. 3 is a rear elevation view thereof;
FIG. 4 is a right-side elevation view thereof;
FIG. 5 is a left-side elevation view thereof;
FIG. 6 is a top plan view thereof;
FIG. 7 is a bottom plan view thereof;
FIG. 8 is a top perspective view of a second embodiment of
packaging for plumbing fixtures showing our new design;
FIG. 9 is a front elevation view thereof; FIG. 10 is a rear
elevation view thereof;
FIG. 11 is a right-side elevation view thereof;
FIG. 12 is a left-side elevation view thereof;
FIG. 13 is a top plan view thereof; and,
FIG. 14 is a bottom plan view thereof.

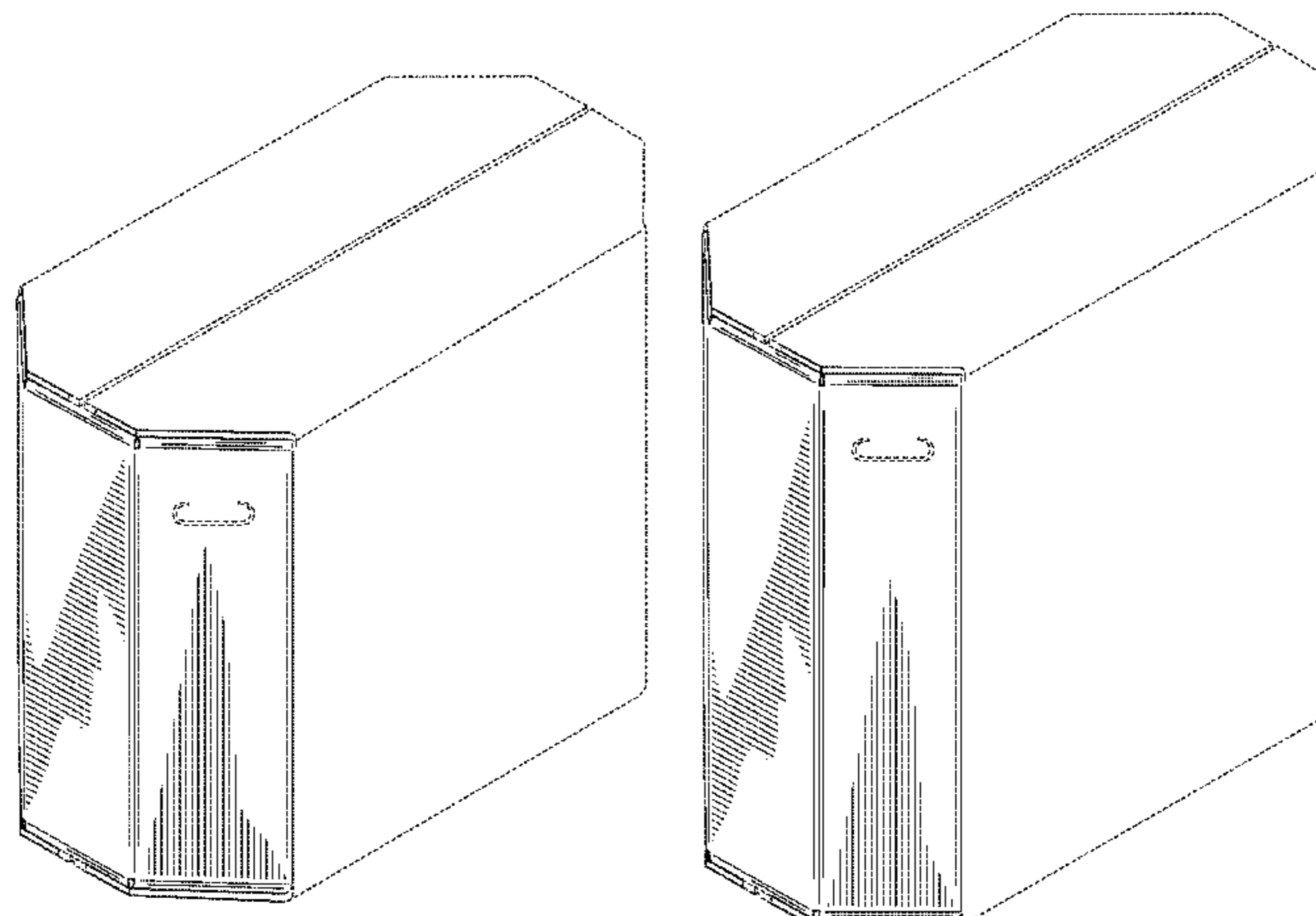
The broken line portion of the figure drawings is included to
show unclaimed subject matter only and forms no part of the
claimed design.

(56) **References Cited**

U.S. PATENT DOCUMENTS

D28,639 S * 5/1898 Gere D9/430
901,695 A * 10/1908 Davis 229/109
1,425,549 A 8/1922 Scruby
D75,980 S * 8/1928 Pfeiffer D9/430
2,091,291 A * 8/1937 Ringler 229/109
D128,642 S * 8/1941 Preis D9/416
2,314,631 A * 3/1943 Ray 229/117.27
2,341,631 A 3/1943 Ray
2,565,188 A * 8/1951 Welshenbach 229/109

1 Claim, 14 Drawing Sheets



US D678,056 S

Page 2

U.S. PATENT DOCUMENTS

3,526,352	A	9/1970	Swett	
3,700,161	A *	10/1972	Bundy	229/110
3,907,194	A *	9/1975	Davenport et al.	229/109
4,008,804	A	2/1977	Poggiali	
4,119,266	A *	10/1978	Dempster	229/109
4,260,100	A *	4/1981	Hoffman	229/109
4,289,267	A	9/1981	Mayea	
4,359,182	A *	11/1982	Perkins, Jr.	229/125.26
4,361,267	A *	11/1982	Wozniacki	229/109
4,386,729	A *	6/1983	Schmidt	229/109
4,511,080	A *	4/1985	Madsen et al.	229/110
4,549,690	A *	10/1985	Rosenburg	229/109
4,717,022	A *	1/1988	Combs	206/418
4,850,506	A *	7/1989	Heaps et al.	229/117.3
4,856,705	A *	8/1989	Carr et al.	229/109
D328,168	S *	7/1992	Bartle	D34/7
5,244,093	A *	9/1993	Carmichael et al.	206/499
5,259,550	A *	11/1993	Kuchenbecker	229/109
5,531,375	A *	7/1996	Palm	229/137
5,533,666	A *	7/1996	Cromwell	229/109
5,542,541	A *	8/1996	Smith	206/600
5,749,489	A *	5/1998	Benner et al.	229/117.3
D395,004	S	6/1998	Shamoon	
5,878,946	A *	3/1999	Frerot et al.	229/117.13
5,915,617	A *	6/1999	Gasper	229/109
5,921,465	A *	7/1999	Garton	229/109
5,950,911	A *	9/1999	Naughton et al.	229/109
6,237,838	B1 *	5/2001	Bradenbaugh	229/109
6,446,859	B1 *	9/2002	Holladay	229/109
6,588,651	B2 *	7/2003	Quaintance	229/109
6,783,058	B2 *	8/2004	Quaintance	229/109
D495,598	S	9/2004	Smith	
D506,670	S	6/2005	Borkoski	
6,932,266	B2 *	8/2005	Jones et al.	229/199
7,090,115	B2	8/2006	Pierce	
D528,926	S *	9/2006	Blin	D9/751
7,350,670	B2 *	4/2008	Steeves et al.	222/105
7,434,721	B2 *	10/2008	Feltz	229/109

D588,452	S *	3/2009	Rotta	D9/721
7,581,672	B1 *	9/2009	Keefe	229/109
7,654,440	B2 *	2/2010	Quaintance et al.	229/109
7,690,554	B2 *	4/2010	Zacher et al.	229/109
D617,184	S *	6/2010	Sneva	D9/430
7,731,080	B2 *	6/2010	Zacher et al.	229/109
7,806,313	B2 *	10/2010	Philips	229/109
D628,884	S *	12/2010	Smith	D9/430
D640,133	S *	6/2011	Jones et al.	D9/430
D668,144	S *	10/2012	Swart et al.	D9/430
D668,951	S *	10/2012	Voelker	D9/430
2002/0148883	A1	10/2002	Timbrook et al.	
2003/0024971	A1	2/2003	Jones et al.	
2005/0139645	A1 *	6/2005	Shean et al.	229/109
2005/0284922	A1 *	12/2005	Feltz	229/109
2006/0027638	A1 *	2/2006	Jones et al.	229/117.35
2006/0180642	A1 *	8/2006	Zacher et al.	229/109
2007/0063002	A1 *	3/2007	Zacher et al.	229/109
2007/0228119	A1	10/2007	Barner	
2010/0044423	A1	2/2010	Graham et al.	
2010/0065620	A1	3/2010	Smith	
2010/0163609	A1	7/2010	Bull	
2010/0230479	A1	9/2010	Graham et al.	

FOREIGN PATENT DOCUMENTS

JP	08-119254	5/1996
JP	2007-186235	7/2007
JP	2009-241937	10/2009
WO	WO98/56665	12/1998
WO	WO2013/006812	1/2013

OTHER PUBLICATIONS

Invitation to Pay Additional Fees and, Where Applicable, Protest Fee for International Application No. PCT/US2012/045802, mailing date Oct. 30, 2012, 5 pages.
 Non-Final Office Action for U.S. Appl. No. 29/430,641, mailing date Nov. 2, 2012, 11 pages.

* cited by examiner

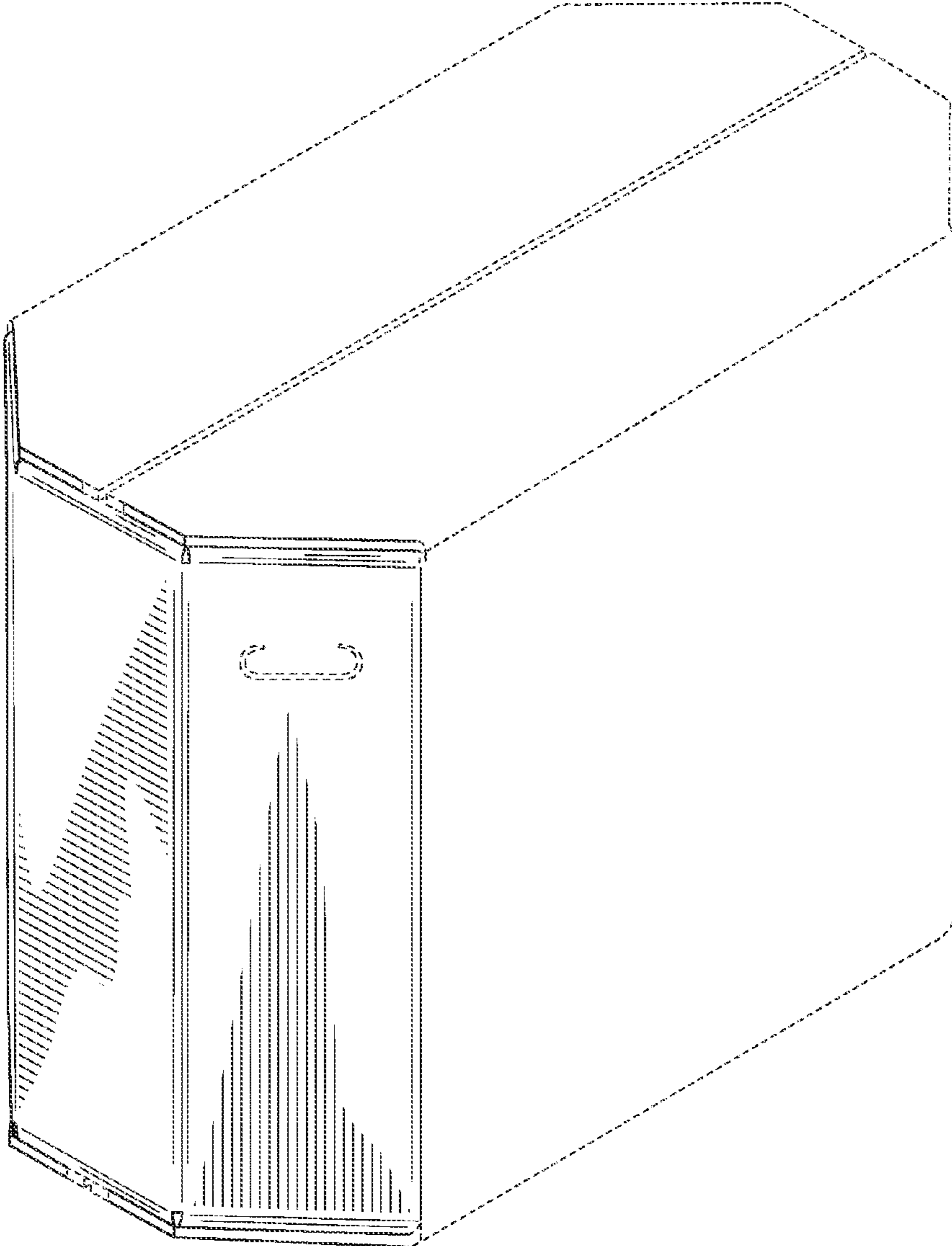


FIG. 1

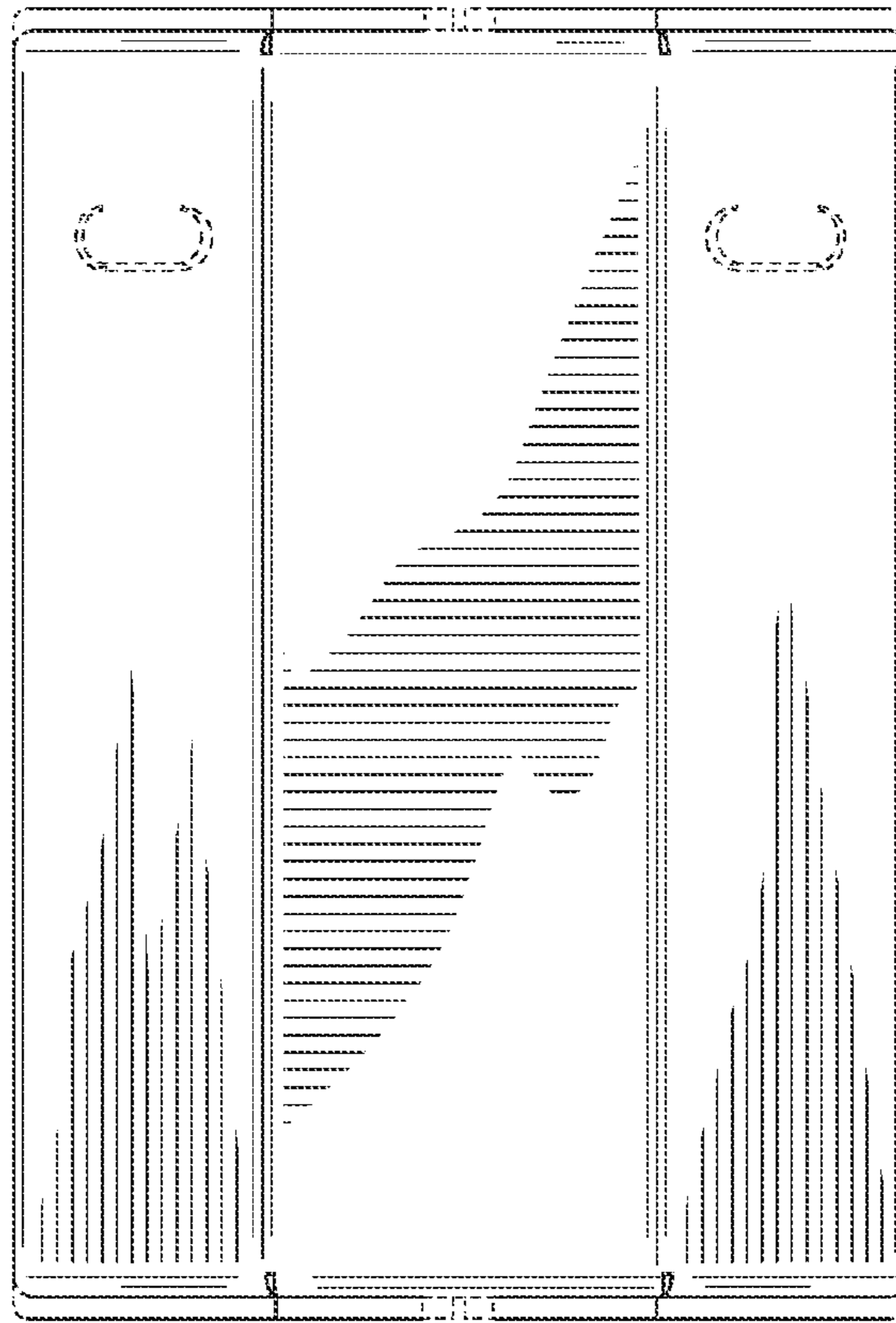


FIG. 2




FIG. 3

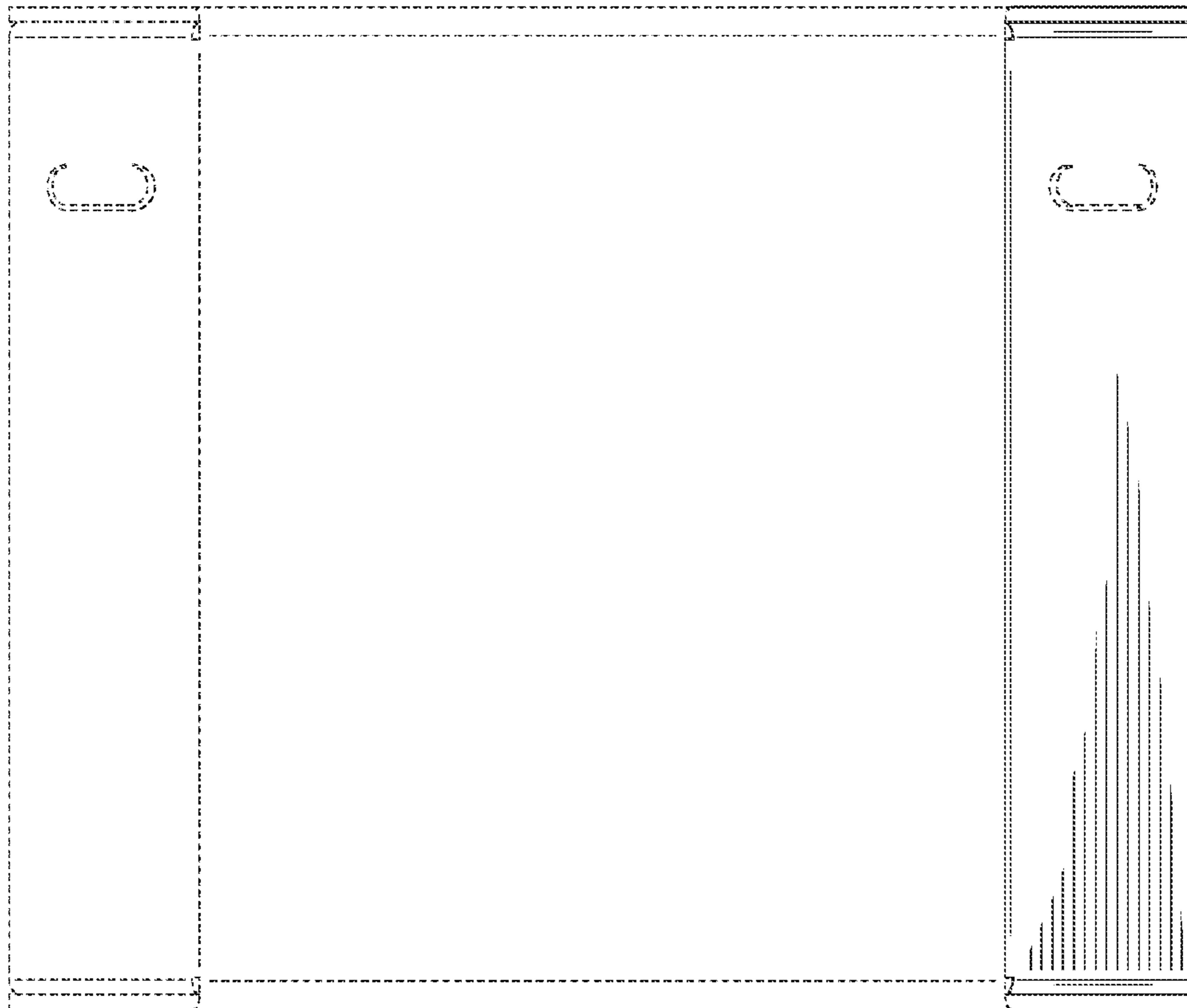


FIG. 4

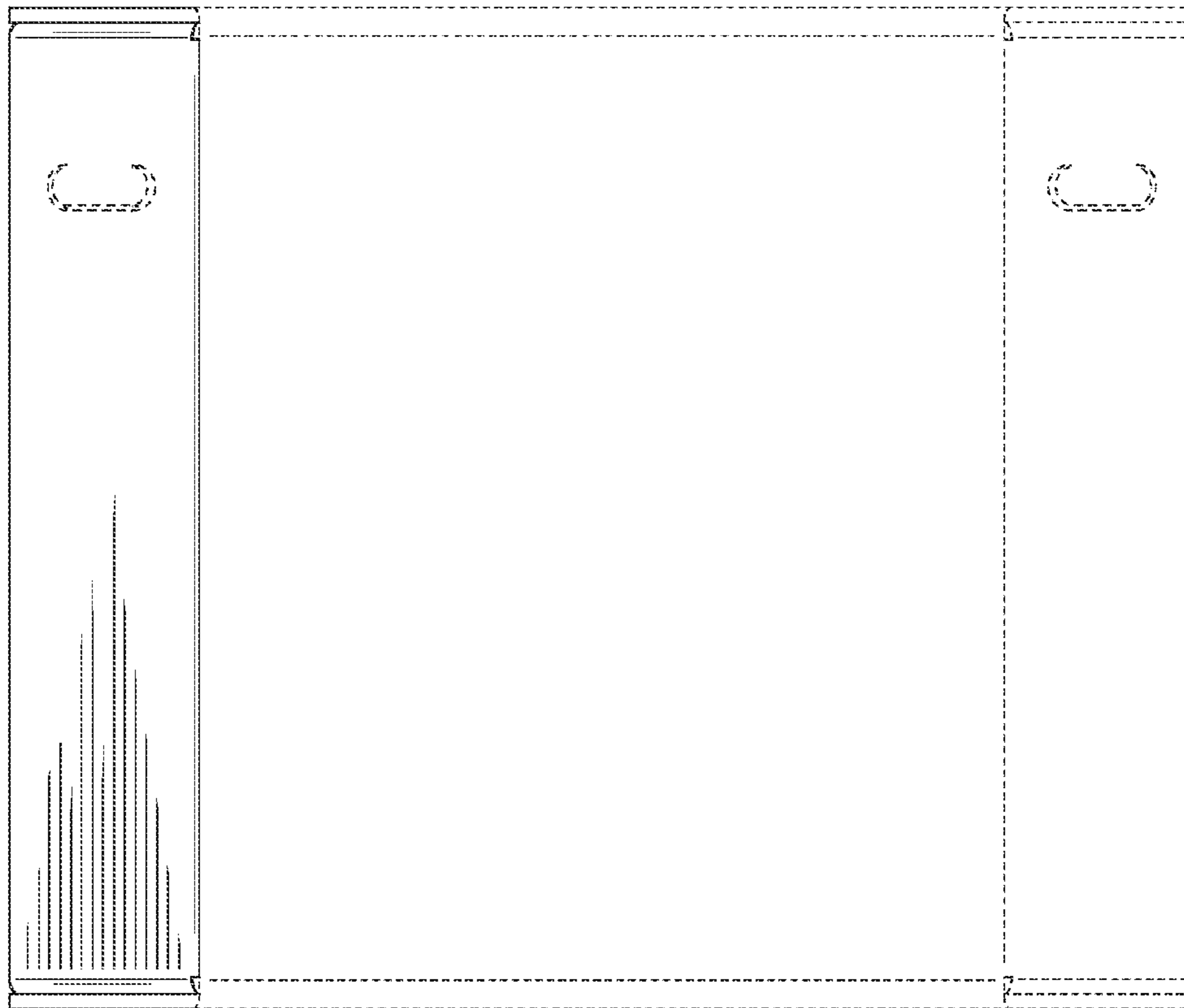


FIG. 5




FIG. 6




FIG. 7

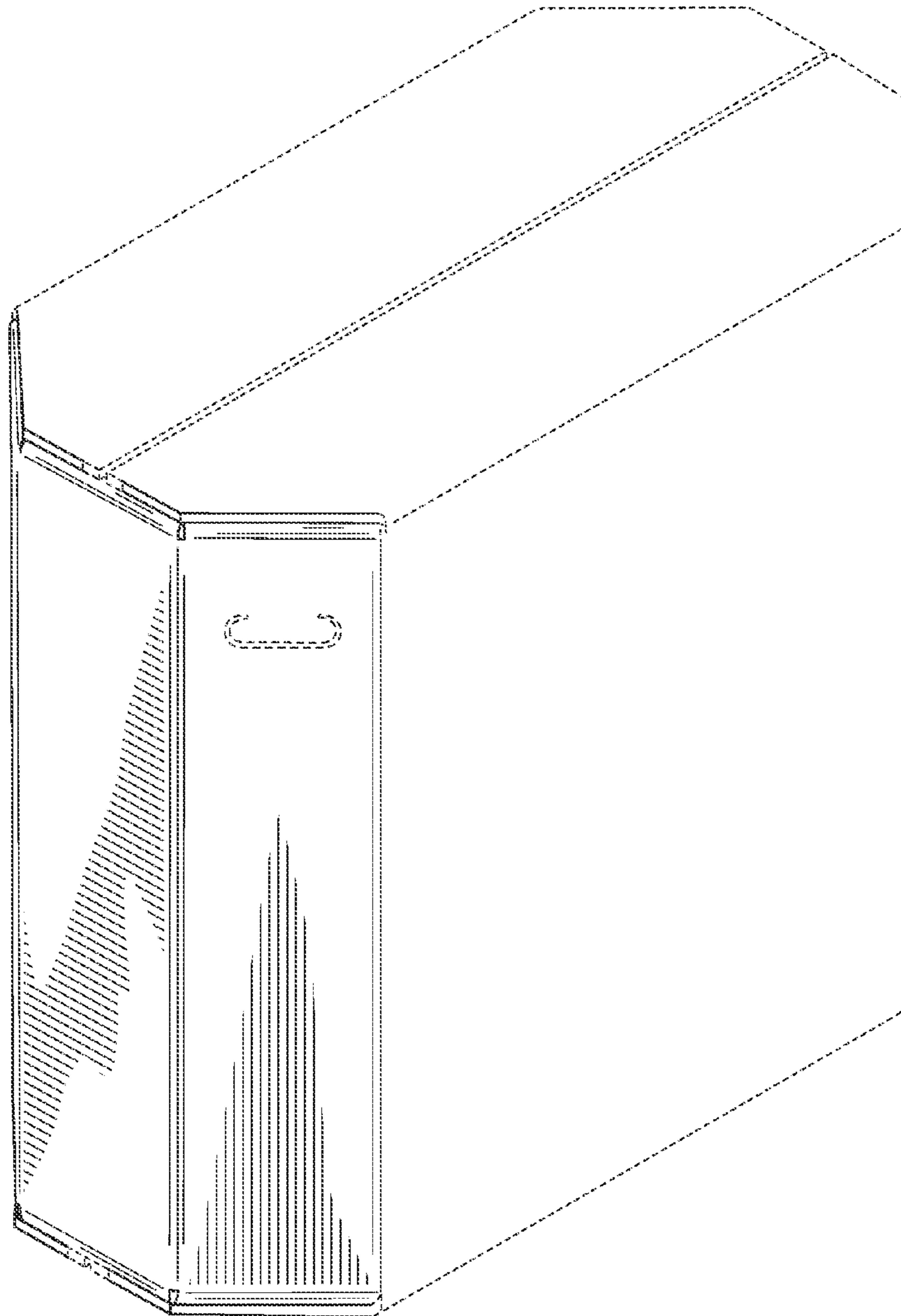


FIG. 8




FIG. 9




FIG. 10

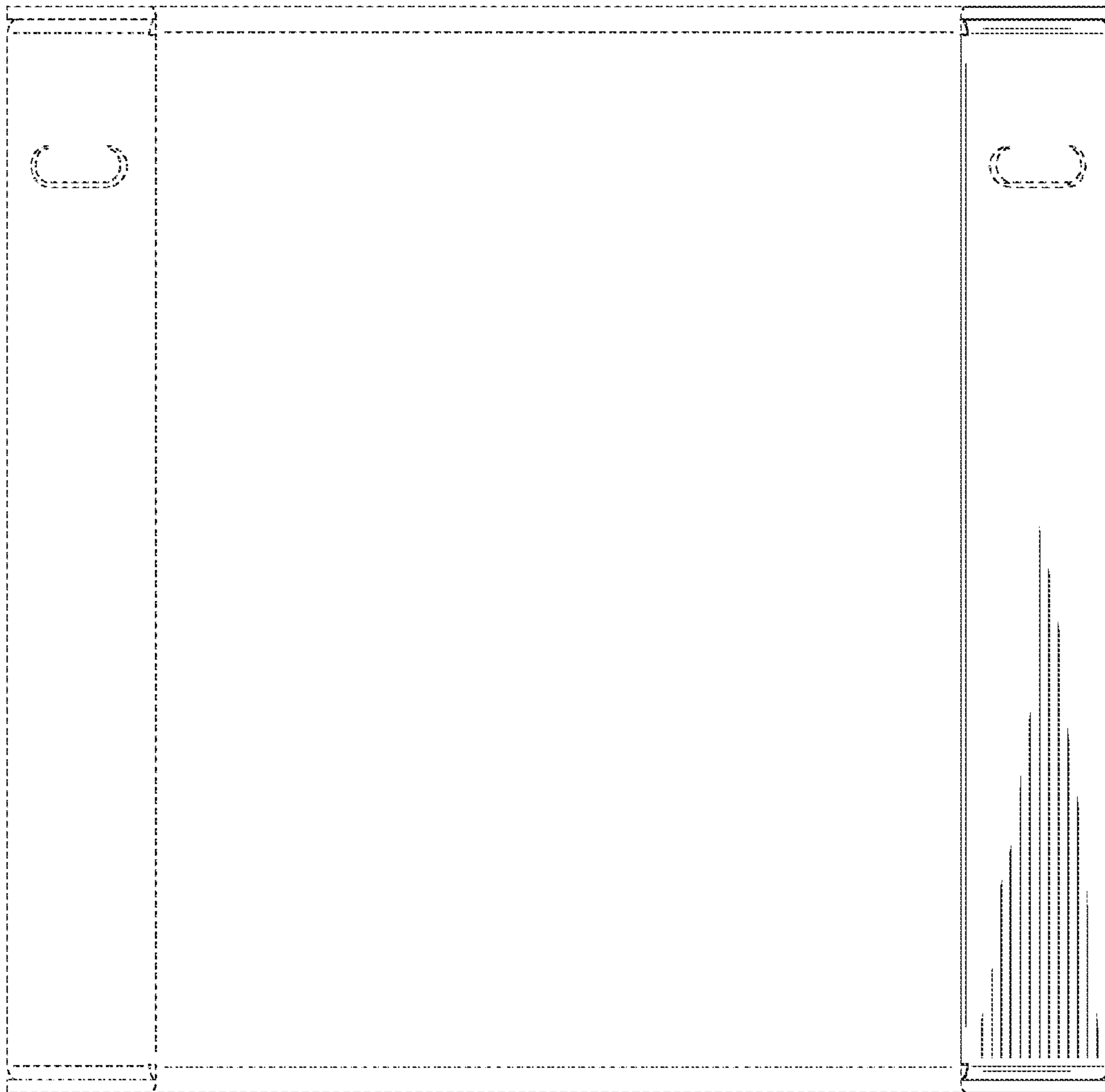


FIG. 11

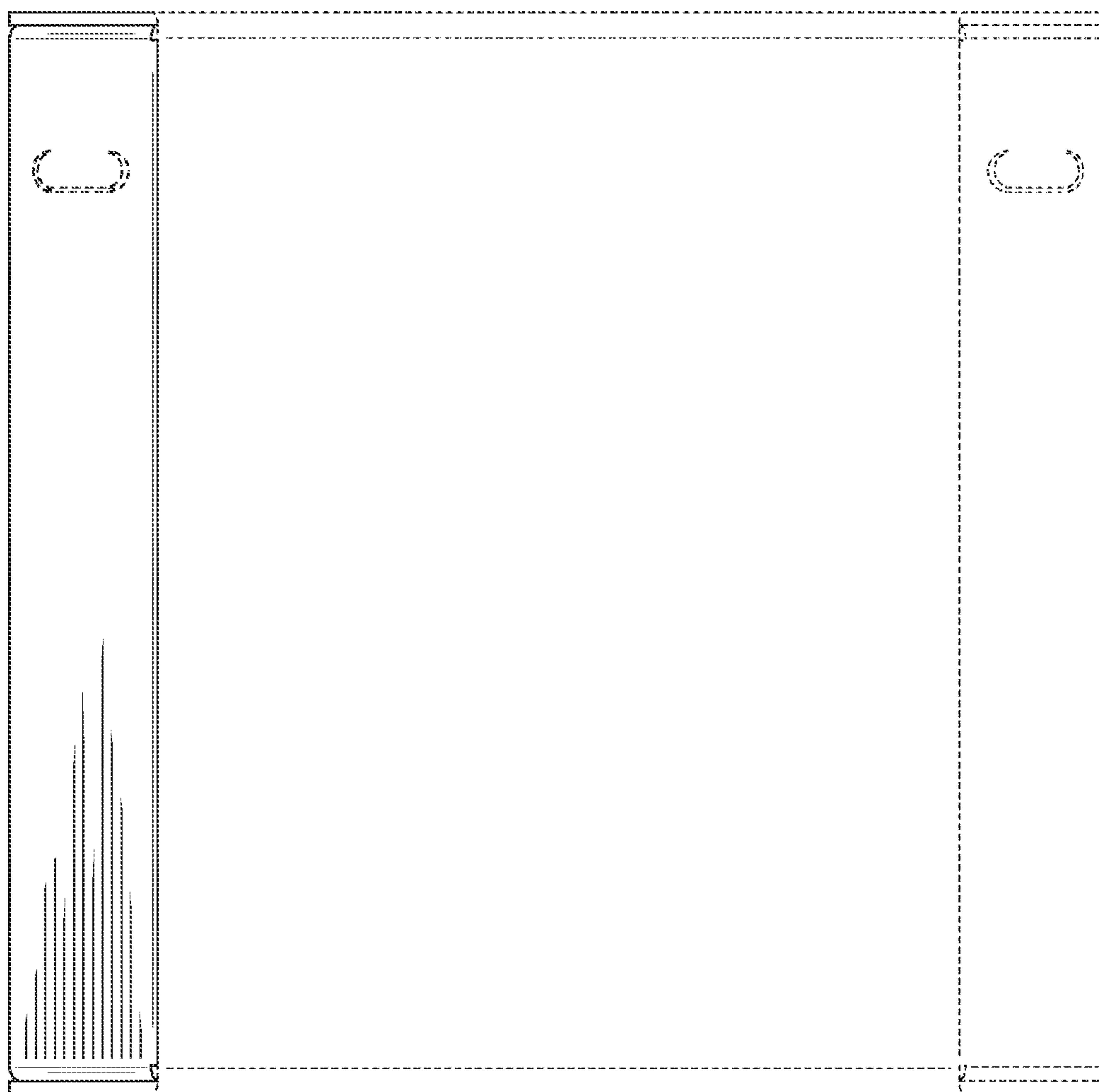


FIG. 12




FIG. 13




FIG. 14