



US00D678054S

(12) **United States Design Patent**
Powers et al.

(10) **Patent No.:** **US D678,054 S**
(45) **Date of Patent:** **** Mar. 19, 2013**

(54) **OVER THE COUNTER MEDICINAL CONTAINER WITH SURFACE ORNAMENTATION**

(75) Inventors: **Diane Danheiser Powers**, Mason, OH (US); **Aaron Paul Burghard**, Cincinnati, OH (US)

(73) Assignee: **The Procter & Gamble Company**, Cincinnati, OH (US)

(**) Term: **14 Years**

(21) Appl. No.: **29/408,460**

(22) Filed: **Dec. 13, 2011**

Related U.S. Application Data

(63) Continuation-in-part of application No. 29/396,033, filed on Jun. 24, 2011.

(51) **LOC (9) Cl.** **09-01**

(52) **U.S. Cl.** **D9/434**

(58) **Field of Classification Search** D9/600,
D9/667, 414-418, 430-434, 456-457; 206/494,
206/457, 527; 215/400; 220/890; 229/116.1;
D20/11, 22-25, 27-28

See application file for complete search history.

(56) **References Cited**

U.S. PATENT DOCUMENTS

D87,781 S * 9/1932 Hauck D9/432
(Continued)

FOREIGN PATENT DOCUMENTS

WO WO 2004/085266 A2 10/2004

* cited by examiner

Primary Examiner — Sandra Morris

(74) *Attorney, Agent, or Firm* — Alexandra S. Anoff

(57) **CLAIM**

The ornamental design for an over the counter medicinal container with surface ornamentation, as shown and described.

DESCRIPTION

The present application file contains at least one drawing executed in color. Copies of this patent or patent application publication with color drawing(s) will be provided by the Office upon request and payment of the necessary fee.

FIG. 1 is a perspective view of an over the counter medicinal container with surface ornamentation embodying our new design;

FIG. 2 is a front view thereof;

FIG. 3 is a rear view thereof;

FIG. 4 is right side view thereof;

FIG. 5 is a left side view thereof;

FIG. 6 is a top view thereof;

FIG. 7 is a bottom view thereof;

FIG. 8 is a perspective view of a second embodiment of an over the counter medicinal container with surface ornamentation embodying our new design;

FIG. 9 is a front view thereof;

FIG. 10 is a rear view thereof;

FIG. 11 is a right side view thereof;

FIG. 12 is a left side view thereof;

FIG. 13 is a top view thereof;

FIG. 14 is a bottom view thereof;

FIG. 15 is a perspective view of a third embodiment of an over the counter medicinal container with surface ornamentation embodying our new design;

FIG. 16 is a front view thereof;

FIG. 17 is a rear view thereof;

FIG. 18 is a right side view thereof;

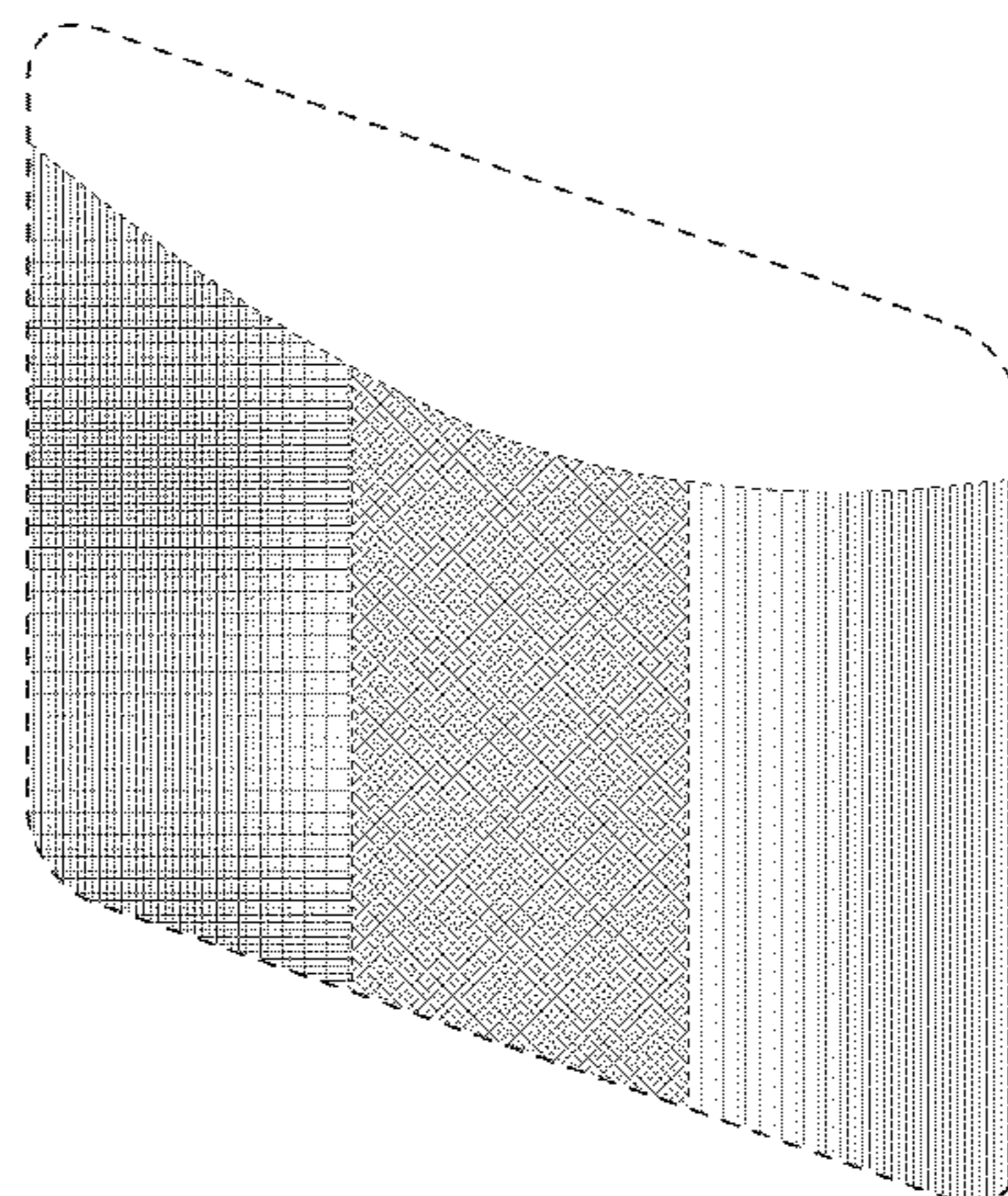
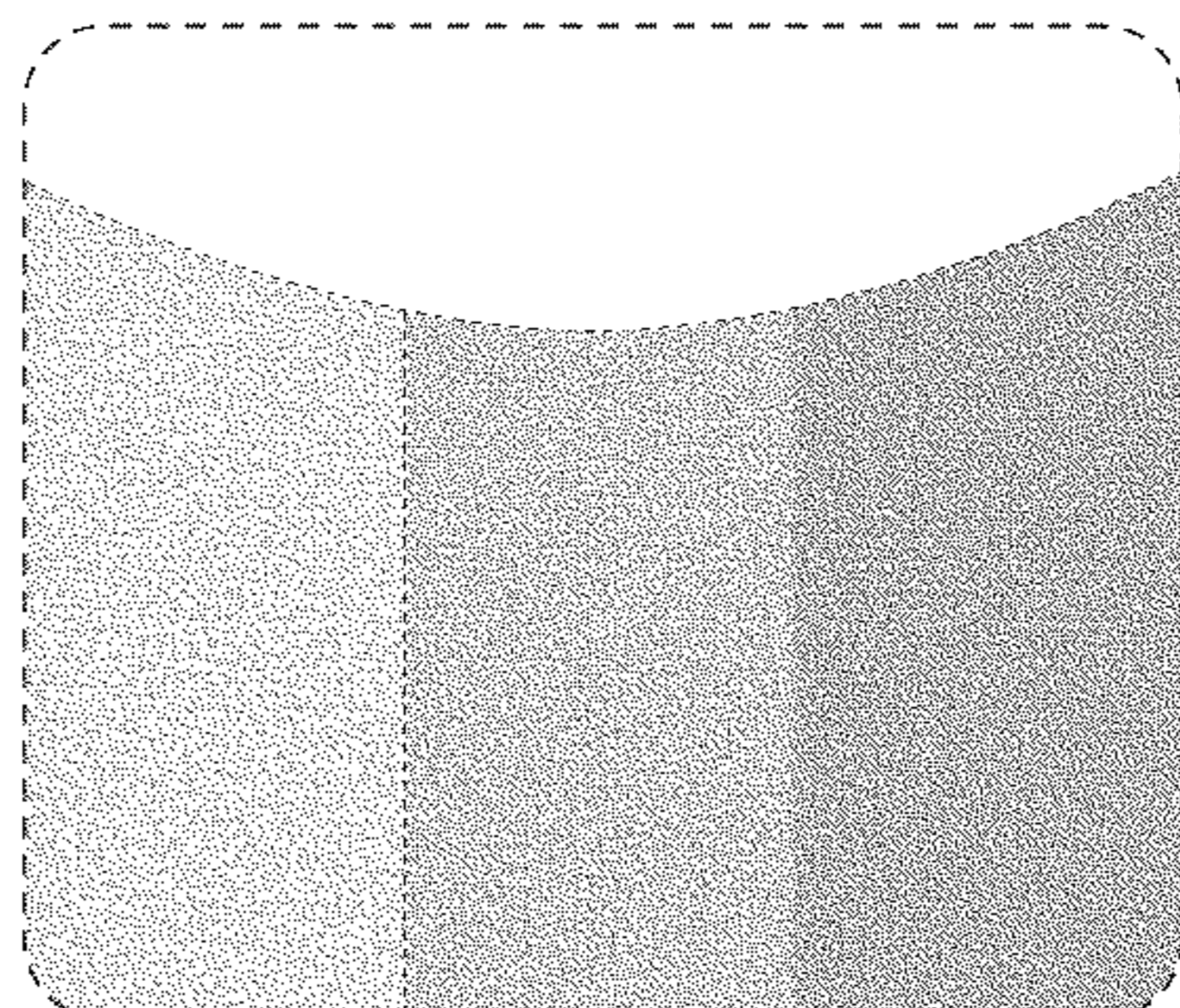
FIG. 19 is a left side view thereof;

FIG. 20 is a top view thereof; and,

FIG. 21 is a bottom view thereof.

Broken lines are included herein for illustrative purposes only and form no part of the claimed design. In FIGS. 1-2 the stippling represents color contrast. In FIGS. 15-16 the medicinal container is lined for color.

1 Claim, 6 Drawing Sheets
(1 of 6 Drawing Sheet(s) Filed in Color)



US D678,054 S

Page 2

U.S. PATENT DOCUMENTS

D90,803	S *	10/1933	Cummings	D9/433	7,188,728	B2	3/2007	Williams-Hartman	
4,295,567	A	10/1981	Knudsen			D547,658	S *	7/2007	Small et al. D9/457
D370,625	S	6/1996	Kelsey et al.			7,448,496	B2	11/2008	Williams-Hartman	
D419,443	S *	1/2000	Yonehara et al.	D9/432	D603,701	S *	11/2009	Seol et al. D9/432
6,270,796	B1	8/2001	Weinstein			D607,328	S *	1/2010	Himeda D9/457
6,375,956	B1	4/2002	Hermelin et al.			7,665,610	B2	2/2010	Williams-Hartman	
6,564,945	B1	5/2003	Weinstein et al.			2002/0162769	A1	11/2002	Weinstein	
D496,859	S *	10/2004	Hamuro et al.	D9/432	2004/0031719	A1	2/2004	Weinstein	
7,063,211	B2	6/2006	Williams-Hartman			2008/0155941	A1	7/2008	Williams-Hartman	
D524,654	S *	7/2006	Harada et al.	D9/457	2008/0311196	A1	12/2008	White	
						2010/0154365	A1	6/2010	Williams-Hartman	

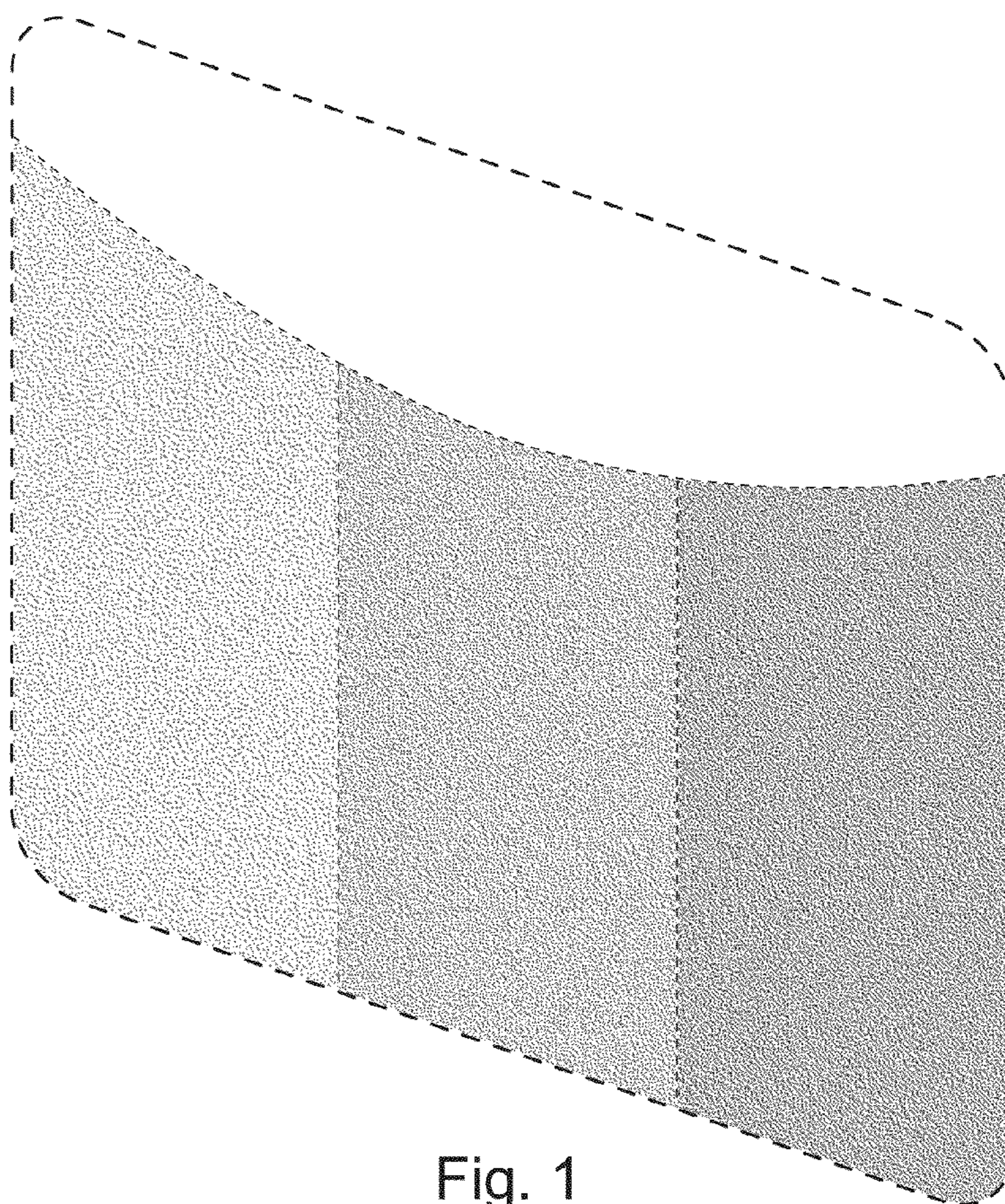


Fig. 1

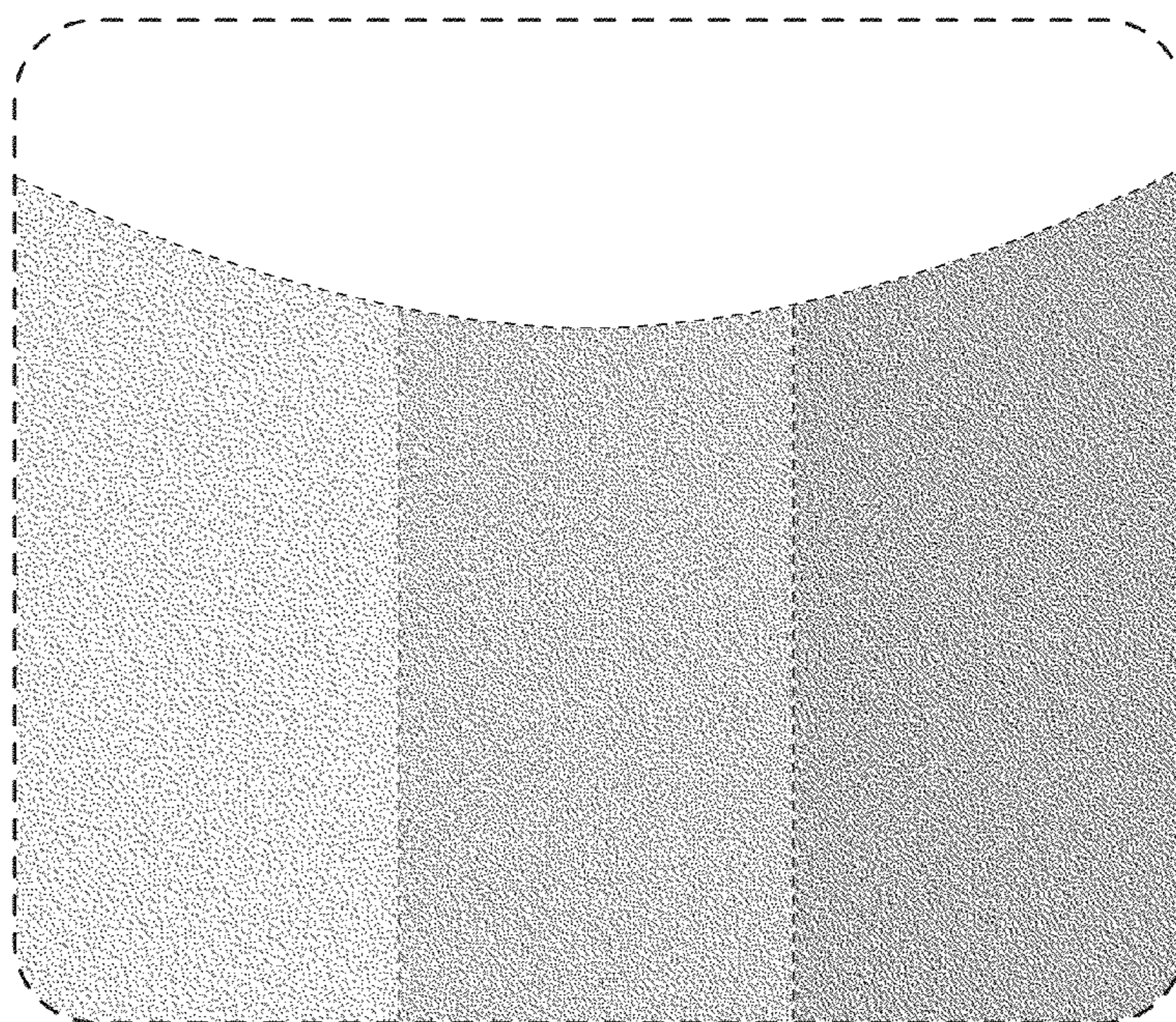


Fig. 2



Fig. 3

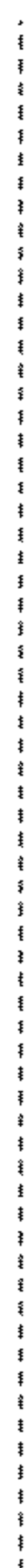


Fig. 4

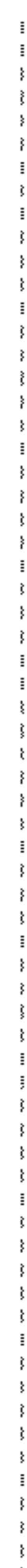


Fig. 5



Fig. 6



Fig. 7

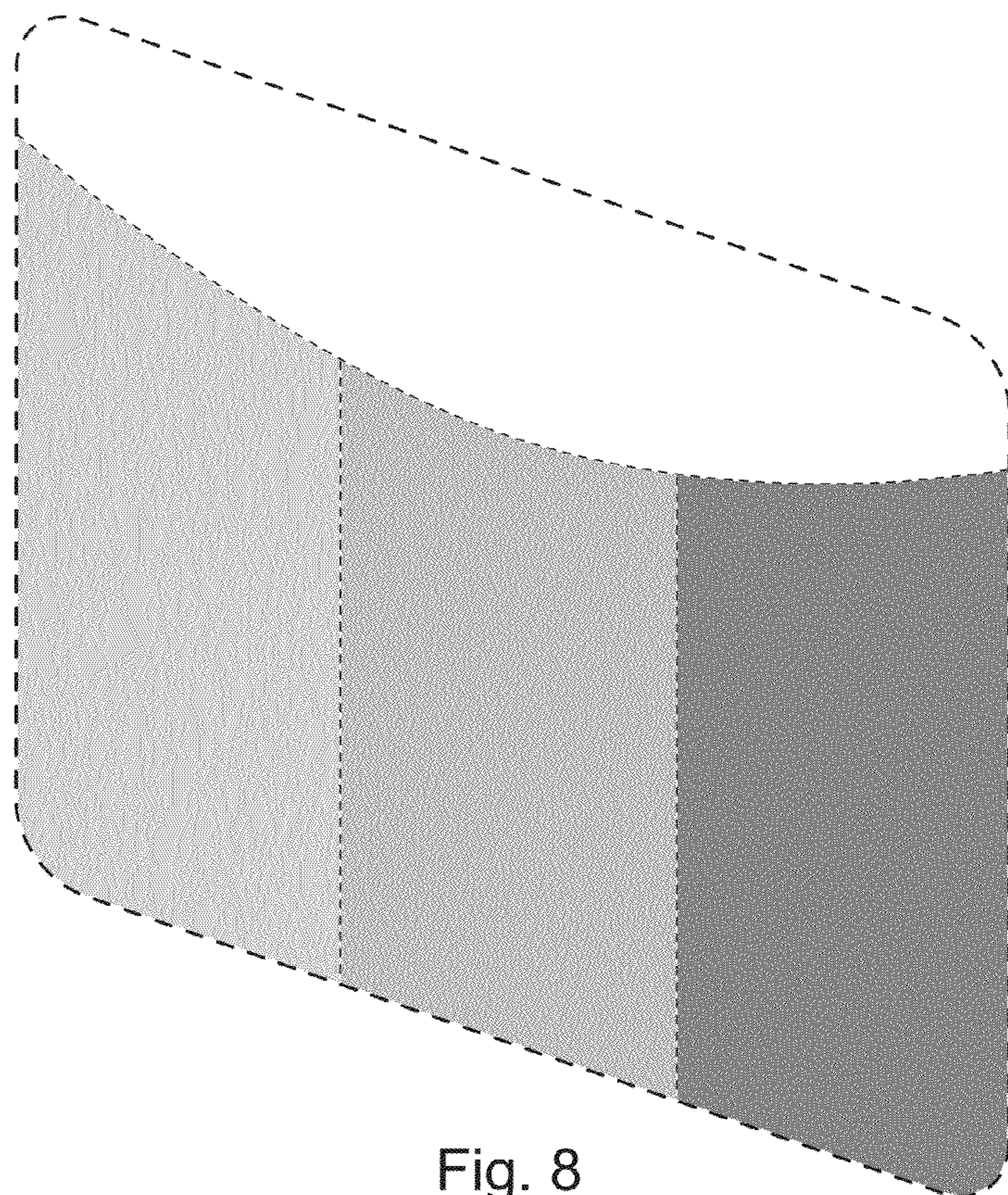


Fig. 8

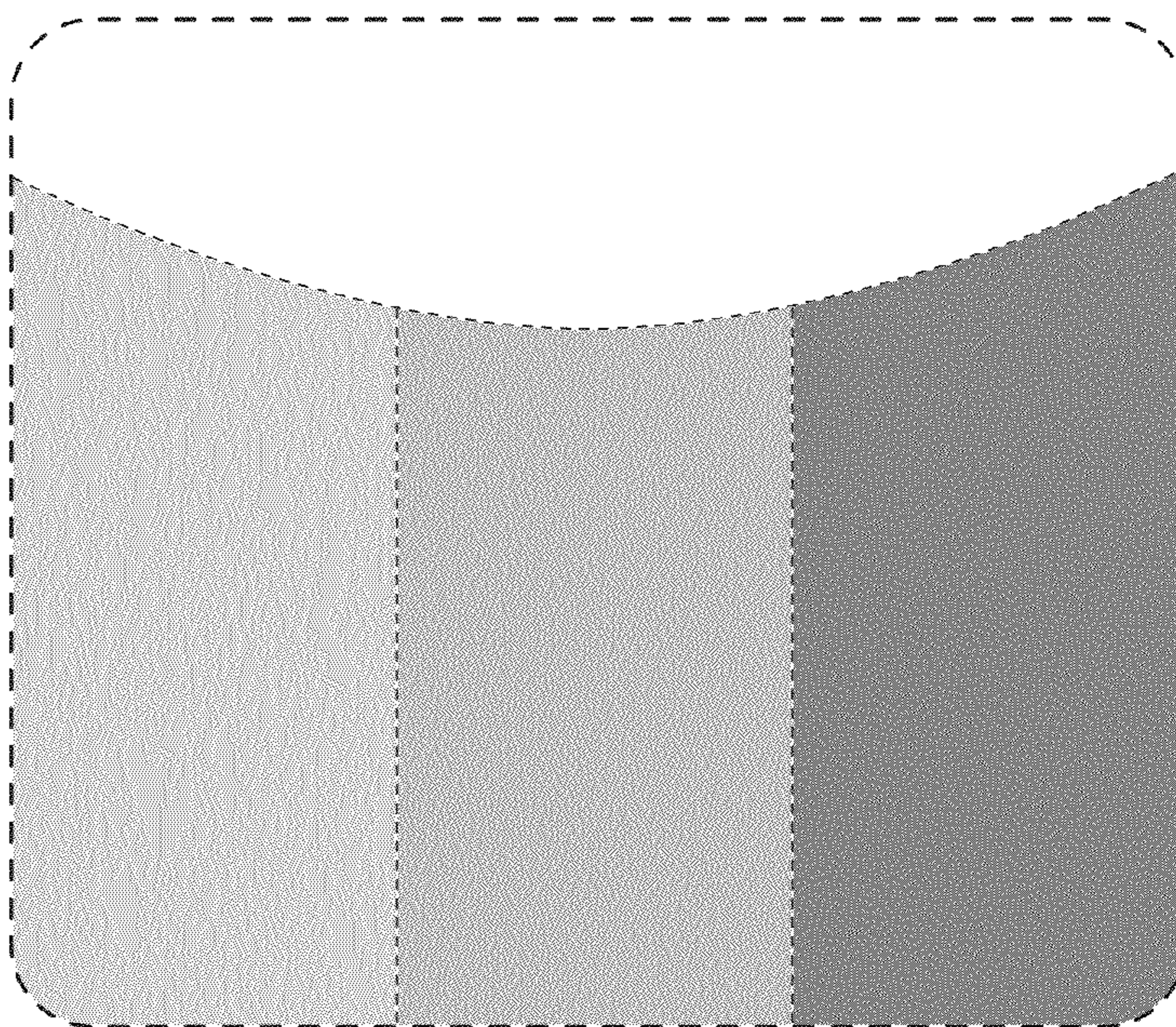


Fig. 9



Fig. 10



Fig. 11



Fig. 12



Fig. 13

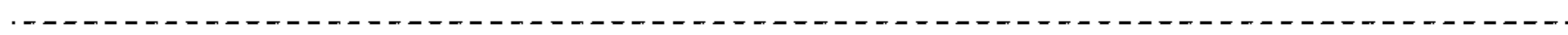


Fig. 14




Fig. 15

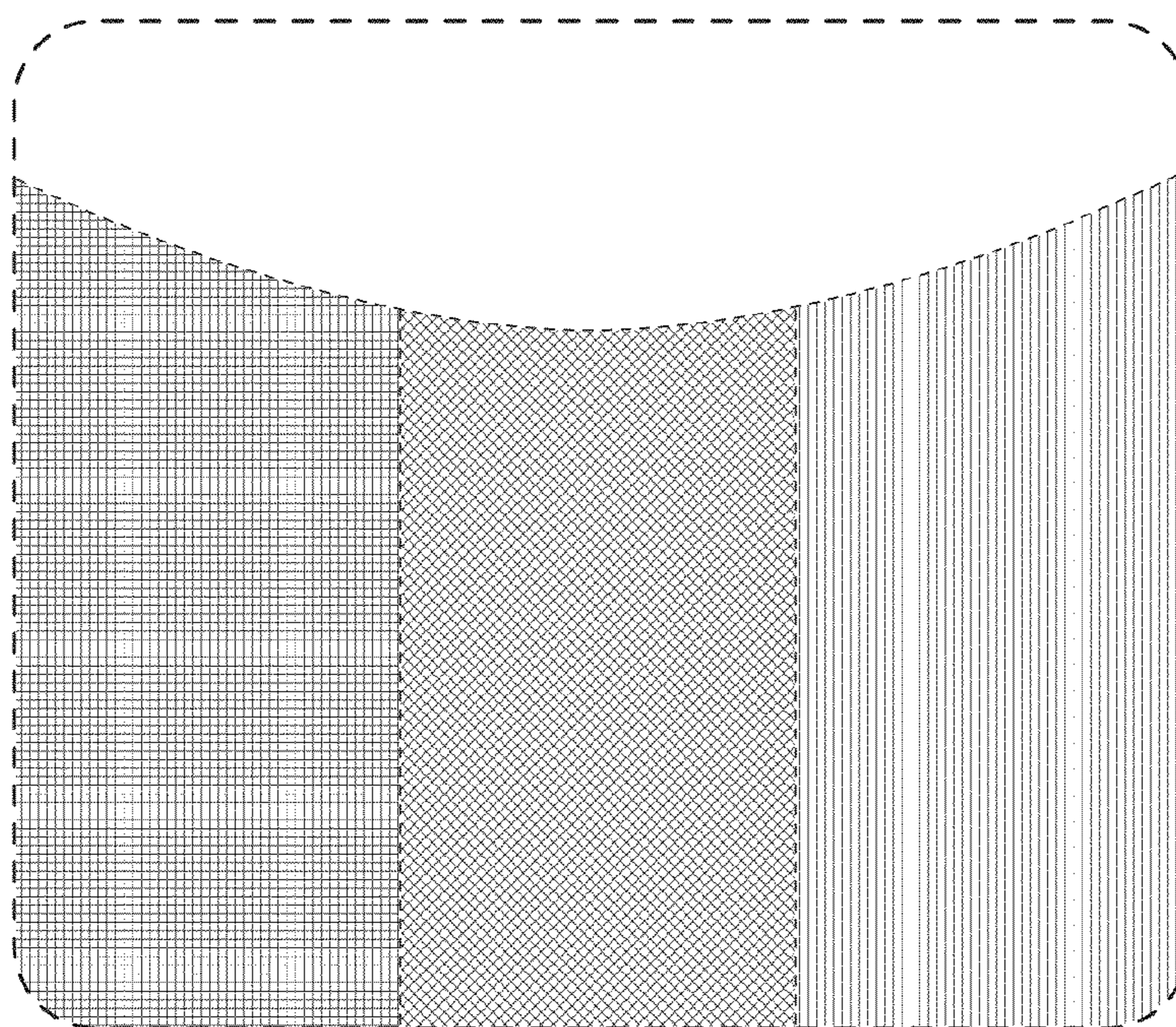


Fig. 16



Fig. 17



Fig. 18



Fig. 19



Fig. 20



Fig. 21