



US00D678046S

(12) **United States Design Patent**  
**Smith**

(10) **Patent No.:** **US D678,046 S**

(45) **Date of Patent:** **\*\* Mar. 19, 2013**

(54) **MASONRY WALL PROTECTION CLIP**

(76) Inventor: **Jay R. Smith**, Evansville, IN (US)

(\*\*) Term: **14 Years**

(21) Appl. No.: **29/374,737**

(22) Filed: **Sep. 27, 2011**

(51) **LOC (9) Cl.** ..... **08-08**

(52) **U.S. Cl.** ..... **D8/394**

(58) **Field of Classification Search** ..... D8/354,  
D8/356, 371, 394-396; D19/65, 86; D24/128;  
248/74.2, 215, 227.1, 49, 300, 301, 316.7,  
248/51, 489; 24/570, 3.12; D32/61; D11/78.1  
See application file for complete search history.

D599,974 S \* 9/2009 Old ..... D34/35  
D665,512 S \* 8/2012 Yoder et al. .... D25/61  
D666,313 S \* 8/2012 Yoder et al. .... D25/61  
D672,059 S \* 12/2012 Yoder et al. .... D25/61  
2003/0035711 A1\* 2/2003 Gilchrist ..... 414/744.5  
2004/0048474 A1\* 3/2004 Asano ..... 438/689  
2007/0216179 A1\* 9/2007 Hirooka et al. .... 294/103.1

\* cited by examiner

*Primary Examiner* — John Windmuller

(74) *Attorney, Agent, or Firm* — Gary K. Price

(57) **CLAIM**

The ornamental design for a masonry wall protection clip, as shown and described.

(56) **References Cited**


**U.S. PATENT DOCUMENTS**

1,552,474 A \* 9/1925 Dornier ..... 52/634  
3,141,531 A \* 7/1964 Montgomery ..... 52/634  
D260,010 S \* 7/1981 Lindfors ..... D34/34  
6,116,848 A \* 9/2000 Thomas et al. .... 414/754  
D591,924 S \* 5/2009 Abe ..... D34/35

**DESCRIPTION**

FIG. 1 is a front view showing my new design for a masonry wall protection clip; and,  
FIG. 2 is a perspective view thereof.

**1 Claim, 2 Drawing Sheets**



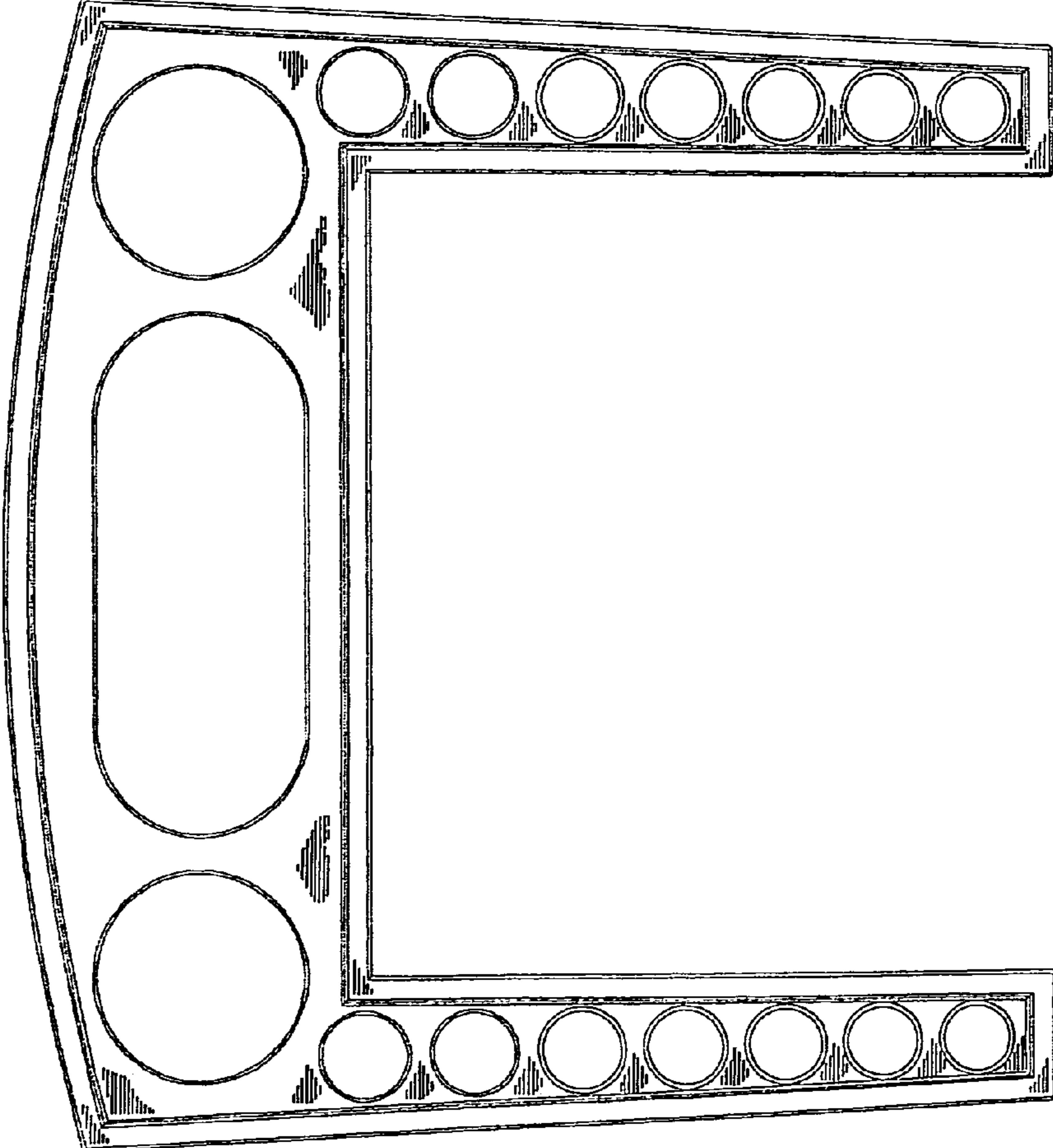


Fig. 1

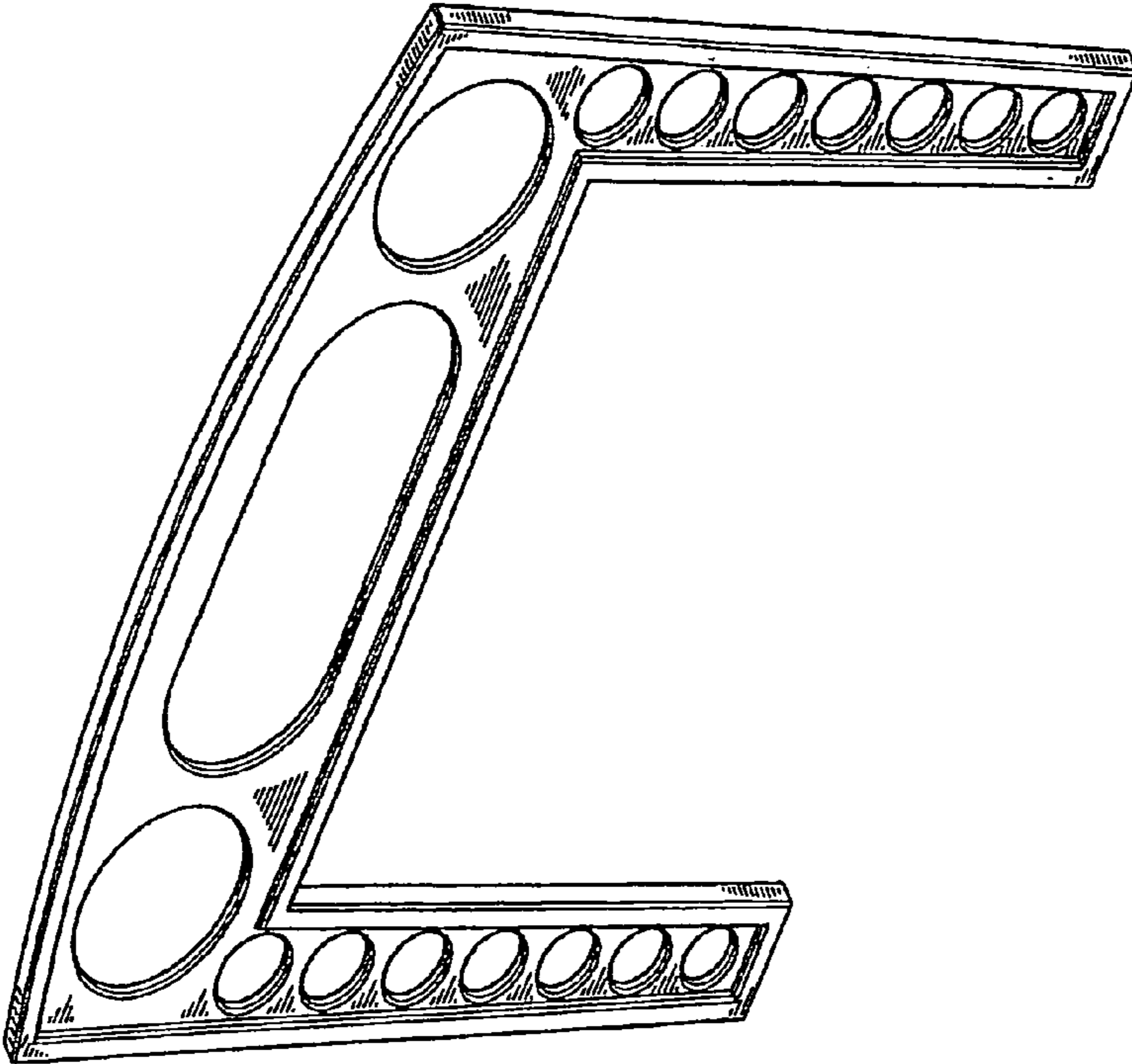


Fig. 2