



US00D678021S

(12) **United States Design Patent**
Kanda et al.

(10) **Patent No.:** **US D678,021 S**
(45) **Date of Patent:** **** Mar. 19, 2013**

(54) **SCISSORS**

(75) Inventors: **Akira Kanda**, Osaka (JP); **Go Teraguchi**, Osaka (JP)

(73) Assignee: **Kokuyo Co., Ltd.**, Osaka (JP)

(**) Term: **14 Years**

(21) Appl. No.: **29/417,449**

(22) Filed: **Apr. 3, 2012**

(30) **Foreign Application Priority Data**

Oct. 6, 2011 (JP) 2011-022967

(51) **LOC (9) Cl.** **08-03**

(52) **U.S. Cl.** **D8/57**

(58) **Field of Classification Search** D8/4, 5,
D8/51-58, 105, 107; D21/532; D27/195;
D28/44, 57; D7/693; D24/148; 30/131,
30/195, 229, 194, 230-235, 268, 350, 254-258;
7/135, 136

See application file for complete search history.

(56) **References Cited**

U.S. PATENT DOCUMENTS

D391,819	S	*	3/1998	Robinson et al.	D8/57
D417,829	S	*	12/1999	Lo	D8/57
D437,198	S	*	2/2001	Lo	D8/57
D453,457	S	*	2/2002	Stokes	D8/57
D455,942	S	*	4/2002	Gstalder	D8/57

D456,229	S	*	4/2002	Gstalder	D8/57
D460,671	S	*	7/2002	Chan	D8/57
6,493,947	B2	*	12/2002	Stokes	30/341
D473,438	S	*	4/2003	Manson et al.	D8/57
D496,837	S	*	10/2004	Tomchak et al.	D8/5
D502,853	S	*	3/2005	Peterson	D8/57
D642,033	S	*	7/2011	Molina et al.	D8/57
D648,996	S	*	11/2011	Hanakawa et al.	D8/57
D649,418	S	*	11/2011	Molina et al.	D8/57
2009/0013538	A1	*	1/2009	Constantine et al.	30/254
2010/0263215	A1	*	10/2010	Hanakawa	30/244
2010/0263216	A1	*	10/2010	Hanakawa	30/254

* cited by examiner

Primary Examiner — Deanna L Fluegeman

(74) *Attorney, Agent, or Firm* — Dennis R. Haszko

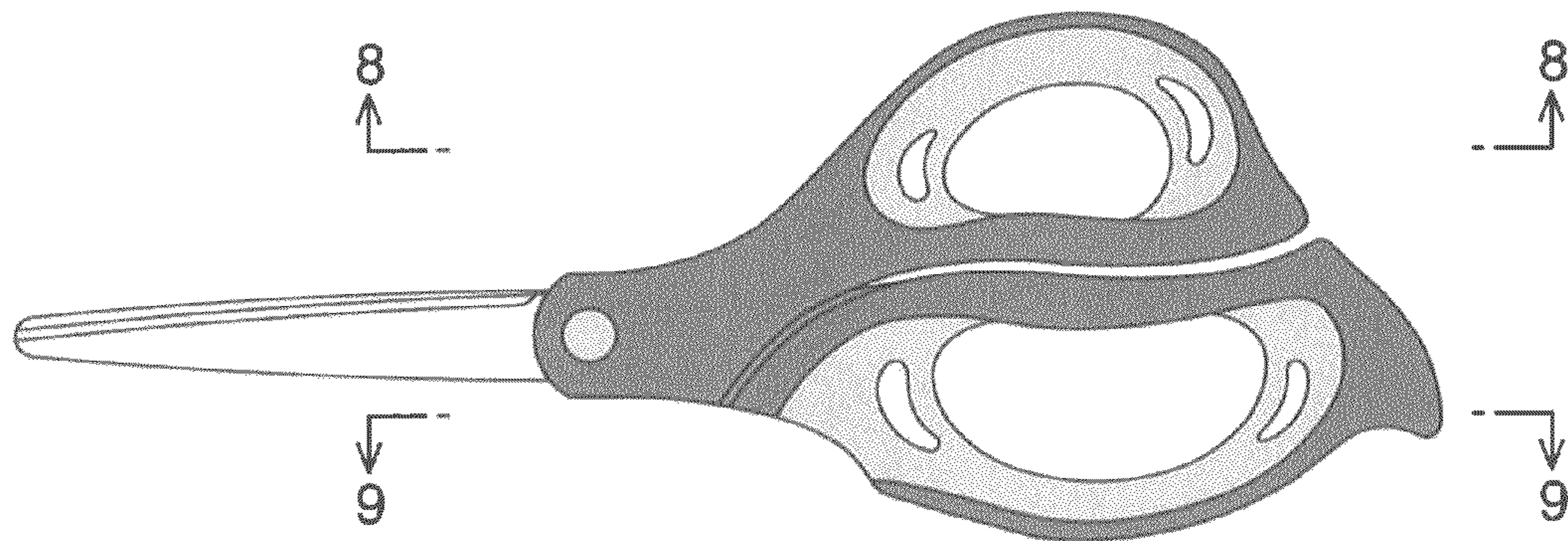
(57) **CLAIM**

The ornamental design for scissors, as shown and described.

DESCRIPTION

FIG. 1 is an enlarged perspective view of the scissors;
 FIG. 2 is a front view thereof;
 FIG. 3 is a rear view thereof;
 FIG. 4 is a plan view thereof;
 FIG. 5 is a bottom view thereof;
 FIG. 6 is a right side view thereof;
 FIG. 7 is a left side view thereof;
 FIG. 8 is an enlarged cross-sectional view along line 8-8 of FIG. 2; and,
 FIG. 9 is an enlarged cross-sectional view along line 9-9 of FIG. 2.

1 Claim, 5 Drawing Sheets



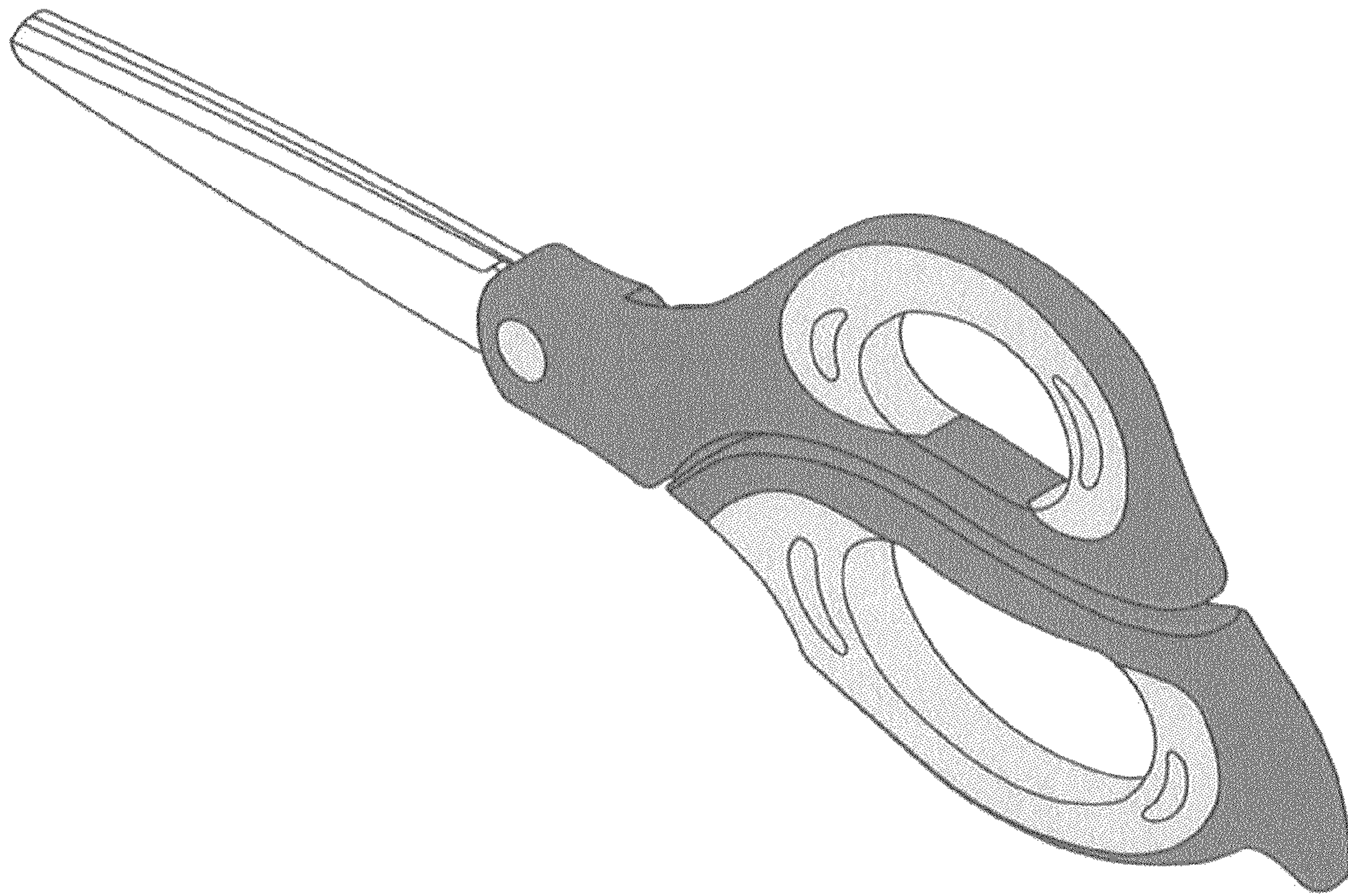


FIG.1

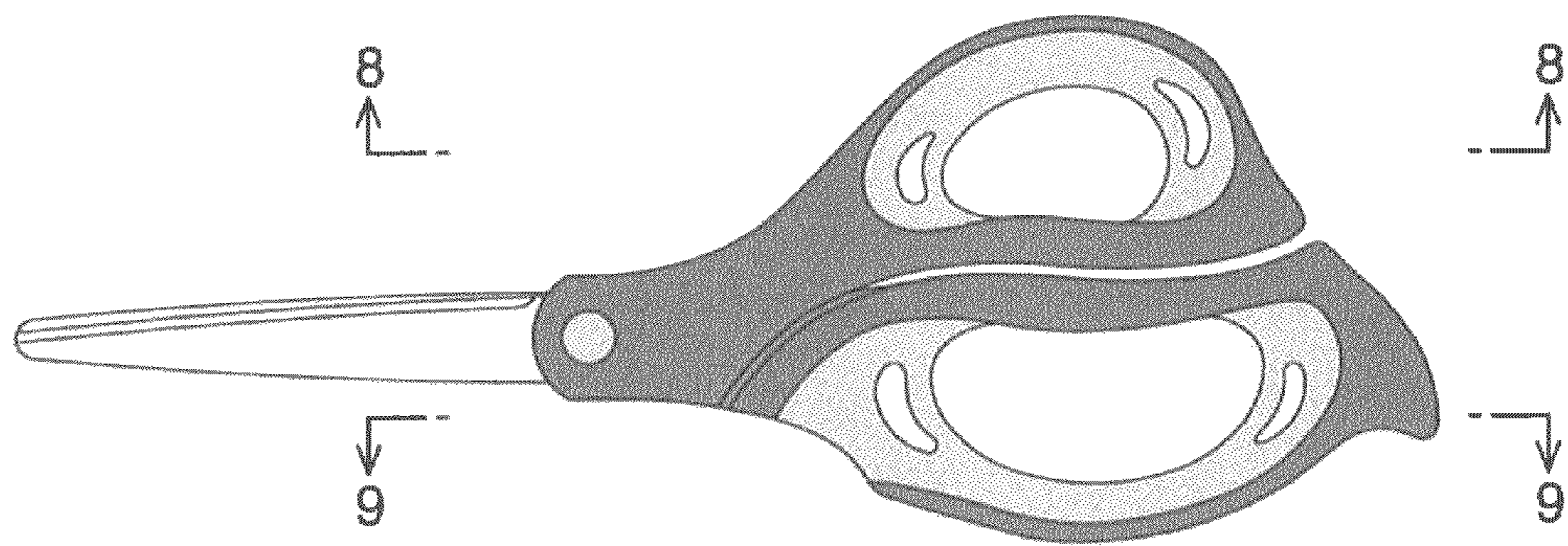


FIG.2

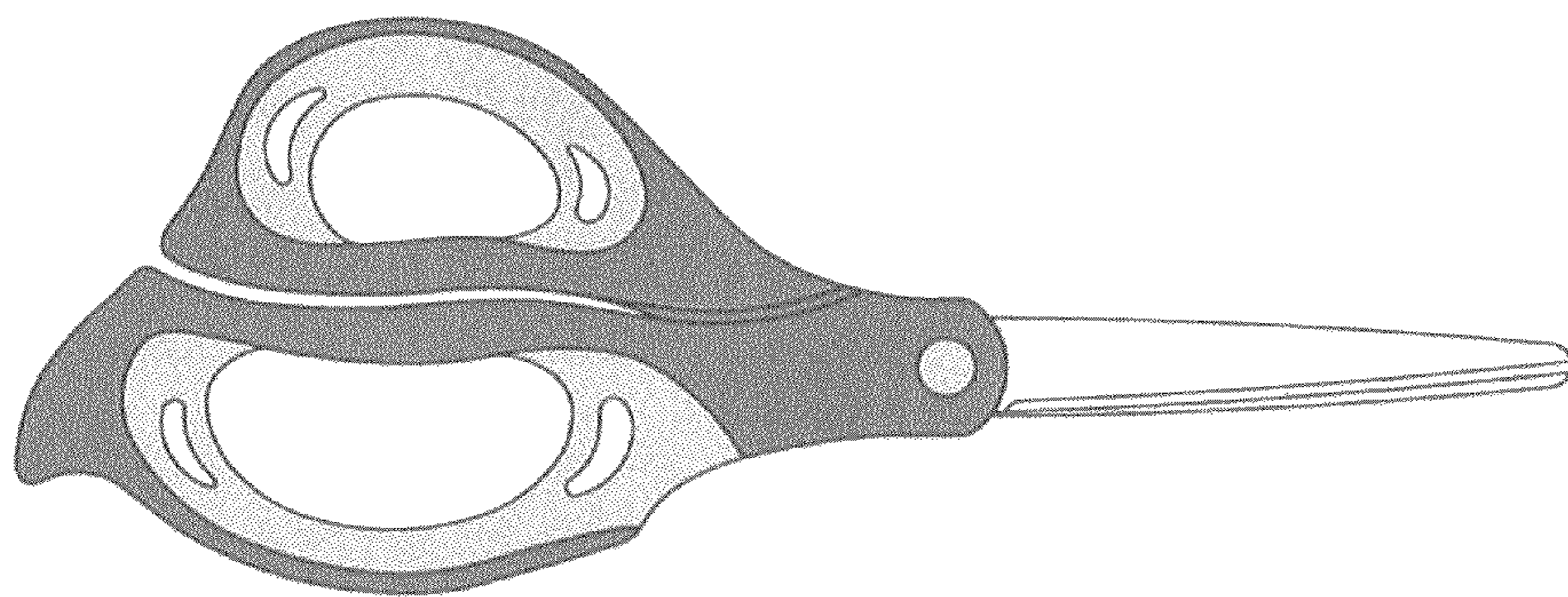


FIG.3




FIG. 4




FIG. 5




FIG. 6



FIG. 7



FIG.8



FIG.9