



US00D678000S

(12) **United States Design Patent**
Lee et al.

(10) **Patent No.:** **US D678,000 S**
(45) **Date of Patent:** **** Mar. 19, 2013**

(54) **HANGING KITCHEN IMPLEMENT**

(75) Inventors: **Stuart Harvey Lee**, Forest Hills, NY
(US); **Jochen Schaepers**, New York, NY
(US)

(73) Assignee: **Robinson Home Products Inc.**, Buffalo,
NY (US)

(**) Term: **14 Years**

(21) Appl. No.: **29/397,766**

(22) Filed: **Jul. 20, 2011**

(51) **LOC (9) Cl.** **07-04**

(52) **U.S. Cl.** **D7/669**

(58) **Field of Classification Search** D7/368,
D7/669; D10/46.2, 46.3; D8/14, 499; D3/28;
73/426-429; 24/16 R, 16 PB, 593.1
See application file for complete search history.

(56) **References Cited**

U.S. PATENT DOCUMENTS

4,043,203 A * 8/1977 Montesi 73/427
D528,874 S * 9/2006 Iacchetti et al. D7/669

D582,297 S * 12/2008 Vendl et al. D10/46.3
D582,298 S * 12/2008 Vendl et al. D10/46.3
2010/0236031 A1 * 9/2010 Peng et al. 24/16 R

* cited by examiner

Primary Examiner — Terry Wallace

(74) *Attorney, Agent, or Firm* — Brian B. Shaw, Esq.; Harter
Secrest & Emery LLP

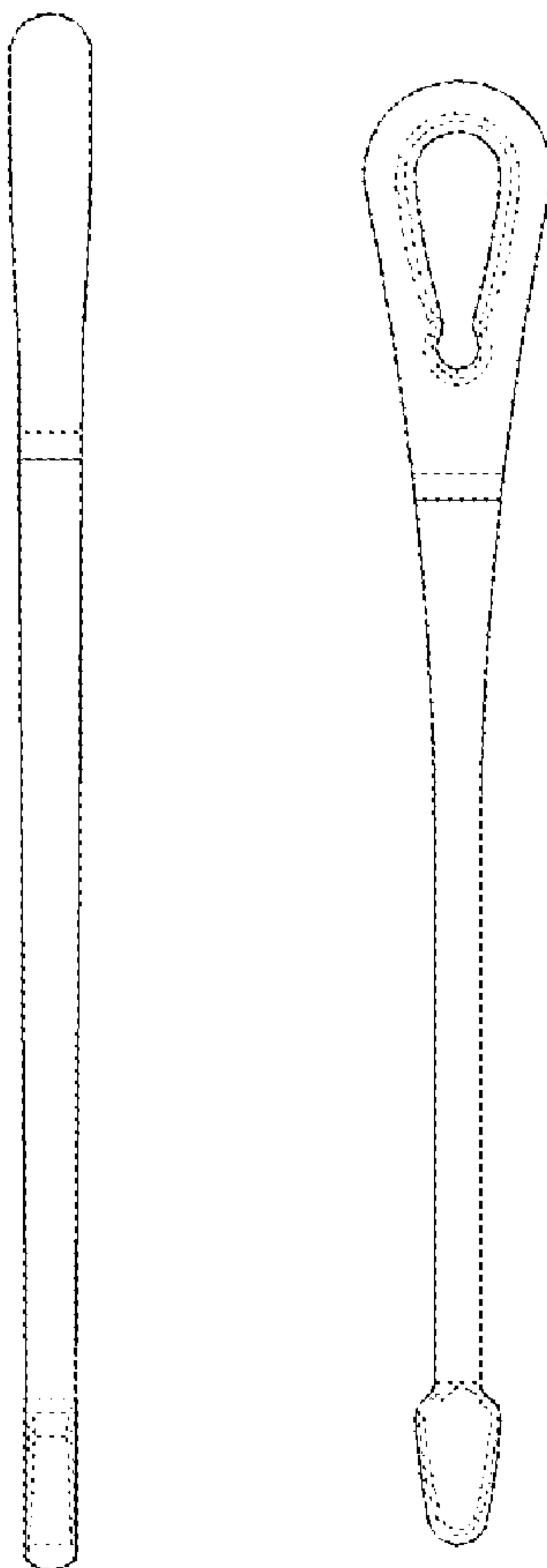
(57) **CLAIM**

The ornamental design for a hanging kitchen implement, as
shown and described.

DESCRIPTION

FIG. 1 is a perspective view of a hanging kitchen implement.
FIG. 2 is a top plan view of the hanging kitchen implement of
FIG. 1 on a larger scale.
FIG. 3 is a left elevation view of the hanging kitchen imple-
ment of FIG. 1.
FIG. 4 is a rear elevation view of the hanging kitchen imple-
ment of FIG. 1.
FIG. 5 is a right elevation view of the hanging kitchen imple-
ment of FIG. 1.
FIG. 6 is a front elevation view of the hanging kitchen imple-
ment of FIG. 1; and,
FIG. 7 is a bottom plan view of the hanging kitchen imple-
ment of FIG. 1 on a larger scale.

1 Claim, 2 Drawing Sheets



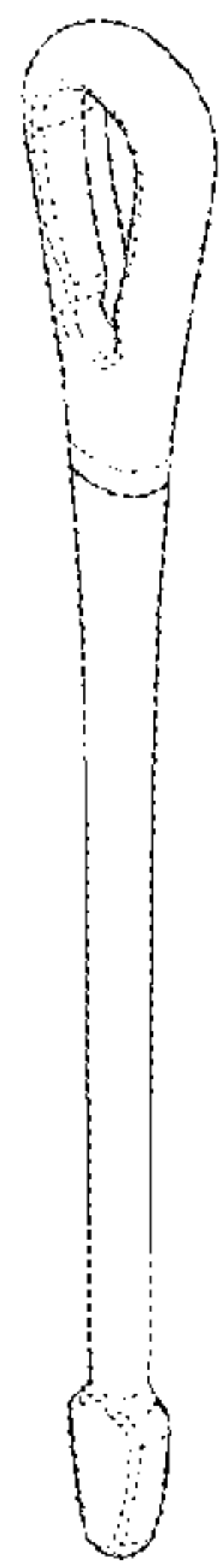


FIG. 1



FIG. 2

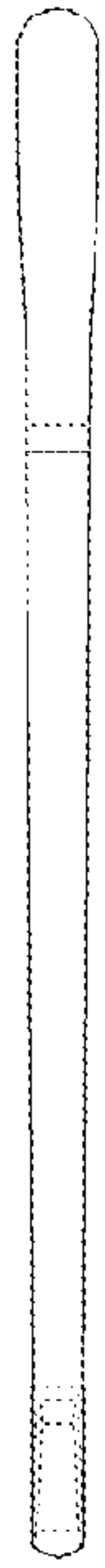


FIG. 3

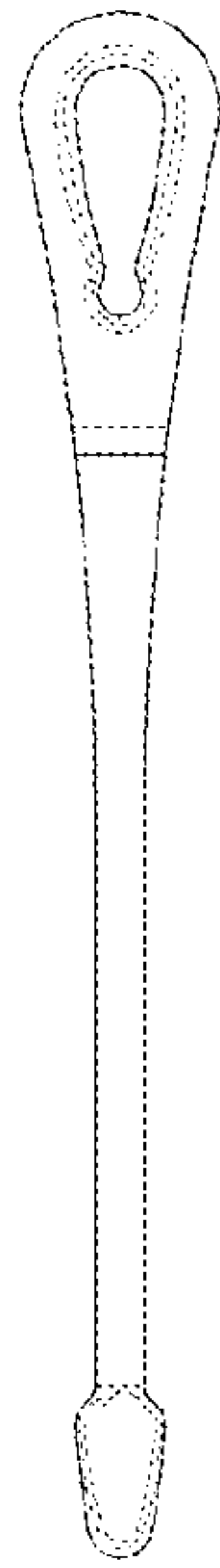


FIG. 4

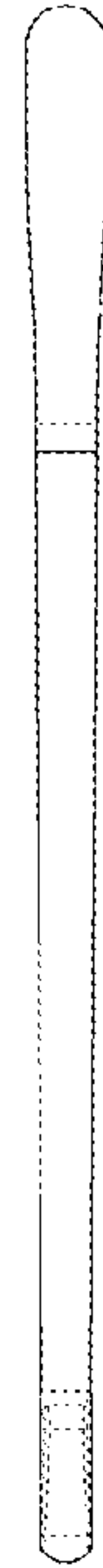


FIG. 5

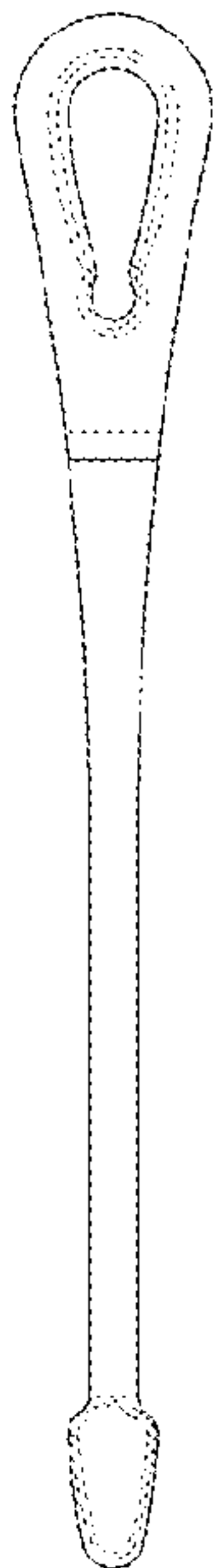


FIG. 6

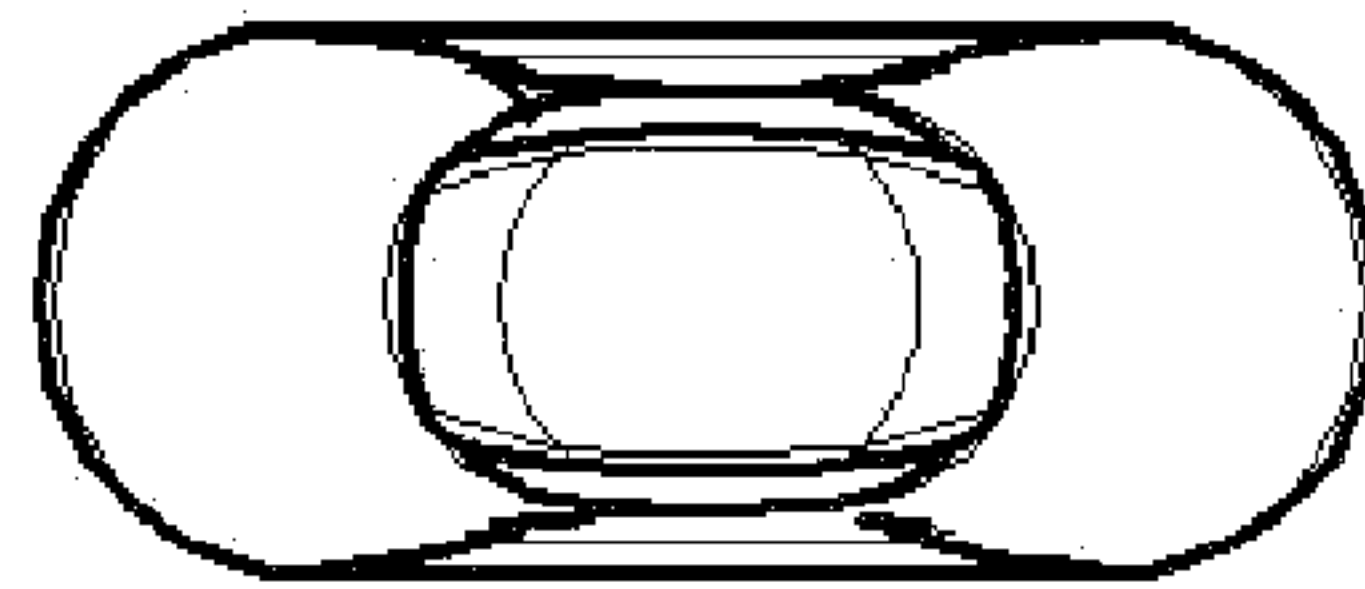


FIG. 7