



US00D677985S

(12) **United States Design Patent**
Lucas

(10) **Patent No.:** **US D677,985 S**
(45) **Date of Patent:** **** Mar. 19, 2013**

- (54) **SLOW COOKER SKIRT**
- (76) Inventor: **Lori K. Lucas**, Beavercreek, OH (US)
- (**) Term: **14 Years**
- (21) Appl. No.: **29/378,463**
- (22) Filed: **Nov. 4, 2010**
- (51) **LOC (9) Cl.** **07-01**
- (52) **U.S. Cl.** **D7/392.1; D7/607; D7/624.2**
- (58) **Field of Classification Search** D7/391,
D7/392, 392.1, 605, 607, 624.2, 624.3; D9/435;
D24/190, 199, 206, 207; D6/610, 611; D2/502,
D2/867; 219/432-436, 442; 220/739; 62/259.3,
62/372, 457.4; 428/80, 102, 105, 136
See application file for complete search history.

- D591,199 S * 4/2009 Lovejoy et al. D11/164
- D596,465 S * 7/2009 Faulkner et al. D7/607
- D643,693 S * 8/2011 Jama D7/624.2
- D650,635 S * 12/2011 Luo D7/587
- D663,036 S * 7/2012 Dickson D24/190
- D665,470 S * 8/2012 Galbraith D21/683
- 2002/0179617 A1* 12/2002 Barthlow et al. 220/739

* cited by examiner

Primary Examiner — Susan E Krakower

(74) *Attorney, Agent, or Firm* — QuickPatents; Kevin Prince

(57) **CLAIM**

What is claimed is the ornamental design for a slow cooker skirt, as shown and described.

DESCRIPTION

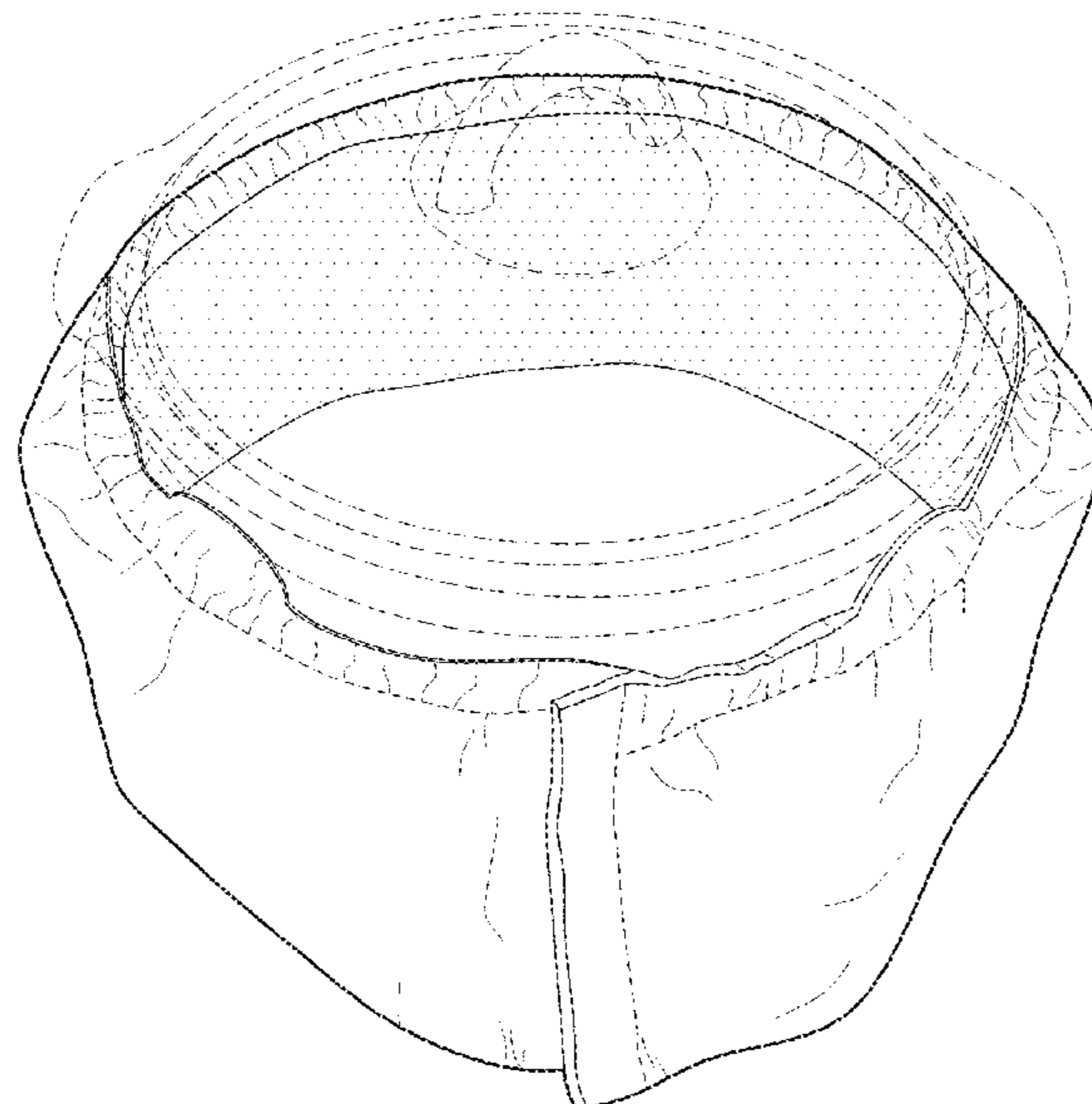
FIG. 1 is a perspective view of a slow cooker skirt, showing the new design as affixed to a slow cooker;
 FIG. 2 is a perspective view thereof, illustrated in a flat, arched configuration;
 FIG. 3 is a front elevational view thereof in a flat, straight configuration;
 FIG. 4 is a rear elevational view of FIG. 3;
 FIG. 5 is a top plan view of FIG. 3; and
 FIG. 6 is a bottom plan view of FIG. 3.
 FIG. 7 is a left-side elevational view of FIG. 3; and,
 FIG. 8 is a right-side elevational view of FIG. 3.
 The broken lines in FIG. 1 showing a slow cooker illustrate environmental structure which forms no part of the claimed design. It is understood that the broken lines within the surface of the claimed design indicate stitch lines which form part of the claimed design.

1 Claim, 4 Drawing Sheets

(56) **References Cited**

U.S. PATENT DOCUMENTS

3,532,339	A *	10/1970	Smith	482/105
4,838,466	A *	6/1989	Holmstrom	224/250
4,963,175	A *	10/1990	Pace	62/372
4,986,089	A *	1/1991	Raab	62/457.4
4,989,418	A *	2/1991	Hewlett	62/457.4
5,005,374	A *	4/1991	Spitler	62/259.3
5,298,722	A *	3/1994	Tanaka	219/545
D394,713	S *	5/1998	Darcey et al.	D24/190
D411,076	S *	6/1999	Evers	D7/392
D423,299	S *	4/2000	Burrus	D7/607
D424,371	S *	5/2000	Delmonte	D7/607
D430,778	S *	9/2000	Wenck	D7/607
D440,468	S *	4/2001	Cornejo	D7/605
D446,423	S *	8/2001	Terra	D7/607
D517,215	S *	3/2006	Cheney	D24/190
D531,460	S *	11/2006	McIntosh et al.	D7/624.2
D569,079	S *	5/2008	Whong	D2/502



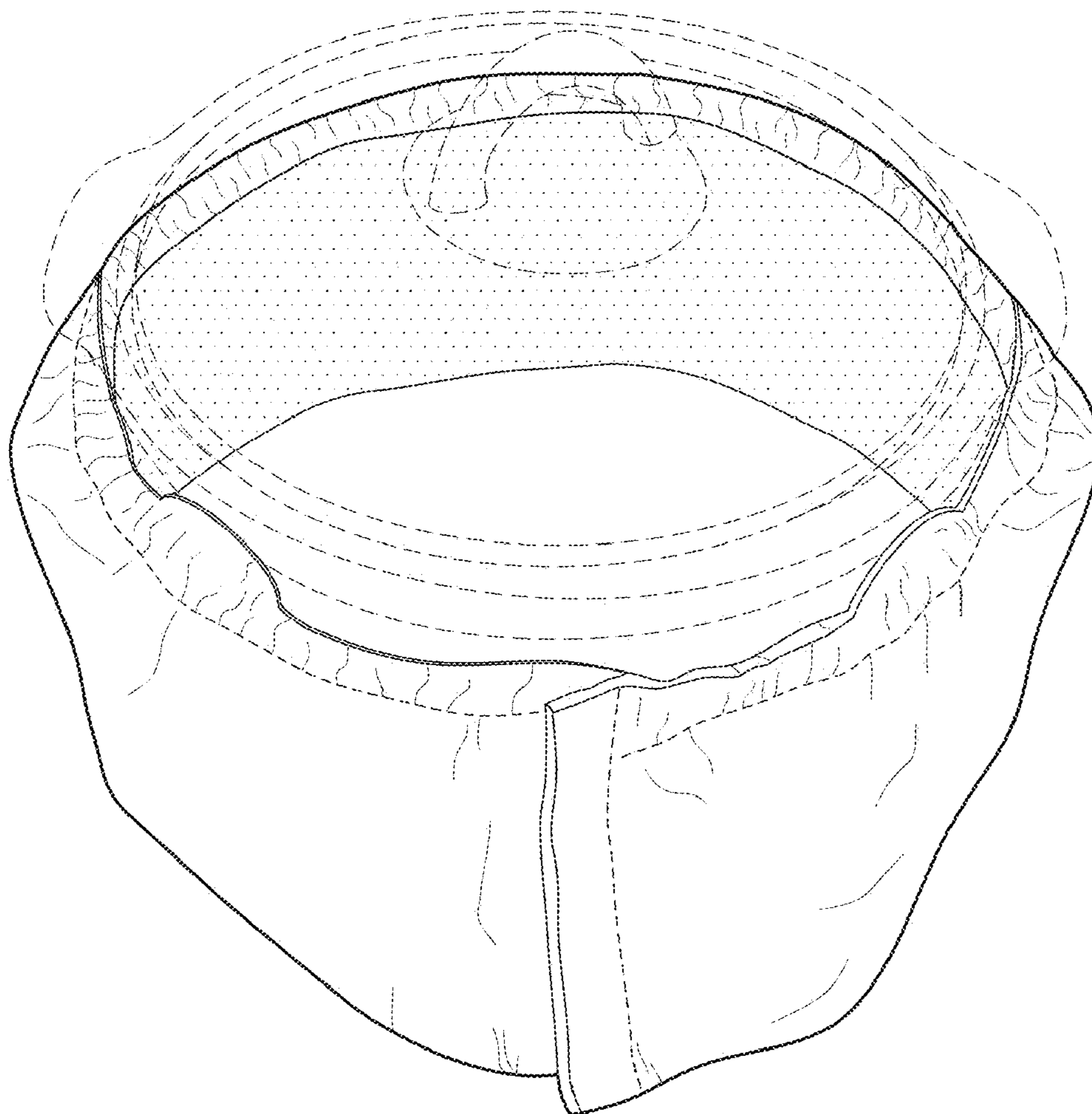


FIG. 1

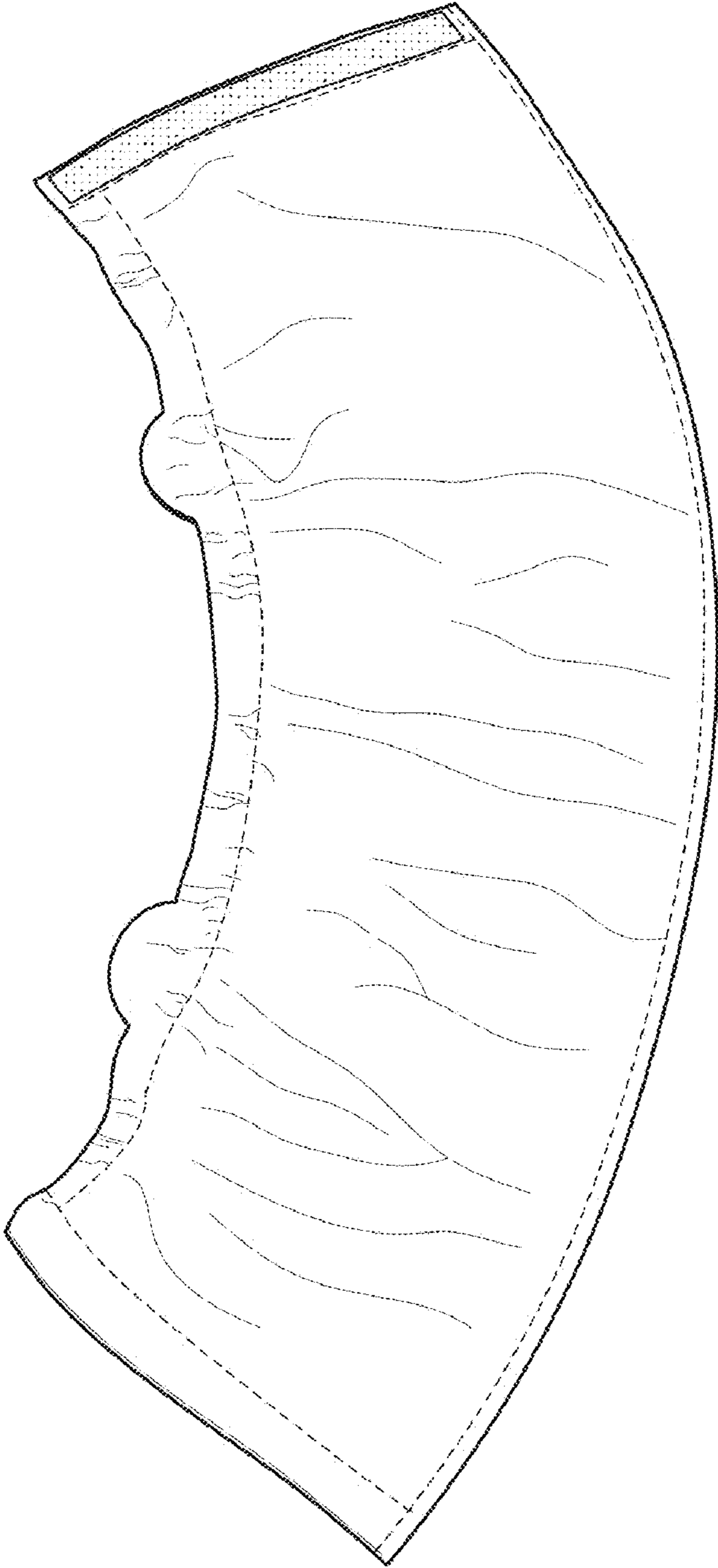


FIG. 2




FIG. 3




FIG. 4



FIG. 5

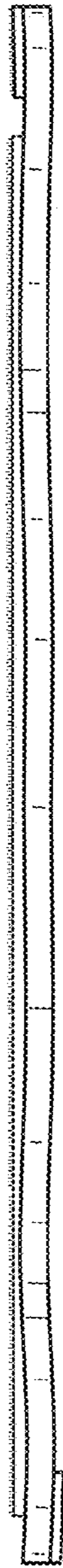


FIG. 6




FIG. 7




FIG. 8