



US00D677964S

(12) **United States Design Patent**
Agarwall

(10) **Patent No.:** **US D677,964 S**
(45) **Date of Patent:** **** Mar. 19, 2013**

(54) **FITTED BED SHEET**

(75) Inventor: **Arun Agarwall**, Dallas, TX (US)

(73) Assignee: **Alok International Inc.**, Dallas, TX (US)

(**) Term: **14 Years**

(21) Appl. No.: **29/392,429**

(22) Filed: **May 20, 2011**

(51) **LOC (9) Cl.** **06-13**

(52) **U.S. Cl.** **D6/602**

(58) **Field of Classification Search** D6/595-600,
D6/602, 603, 605-609; 5/482, 485, 486,
5/493-502, 692; D30/118

See application file for complete search history.

(56) **References Cited**

U.S. PATENT DOCUMENTS

2,195,039	A *	3/1940	Shauer	5/497
2,624,893	A *	1/1953	Harris	5/497
2,994,094	A *	8/1961	Hester	5/497
3,111,688	A *	11/1963	Barnes	5/497
3,114,156	A *	12/1963	Cobb	5/497
3,181,179	A *	5/1965	Roddey, Jr.	5/497
4,312,087	A *	1/1982	De Geus	5/490
D270,693	S *	9/1983	Larson	D6/605
4,964,184	A *	10/1990	Lewis	5/496
5,029,353	A *	7/1991	Kimball et al.	5/497
5,745,940	A *	5/1998	Roberts et al.	5/727
5,970,544	A *	10/1999	Kardell	5/499

7,032,262	B2 *	4/2006	Creech	5/497
D589,655	S *	3/2009	West	D30/118
2004/0031100	A1 *	2/2004	Creech	5/497
2005/0011007	A1 *	1/2005	Lintner	5/497
2007/0056100	A1 *	3/2007	Stewart	5/497
2008/0263768	A1 *	10/2008	Balasundharam	5/497
2011/0314604	A1 *	12/2011	Hoo	5/497

* cited by examiner

Primary Examiner — Mary Ann Calabrese

(74) *Attorney, Agent, or Firm* — Rader, Fishman & Grauer PLLC

(57) **CLAIM**

The ornamental design for fitted bed sheet, as shown and described.

DESCRIPTION

FIG. 1 is a perspective view of a fitted bed sheet according to a first embodiment;

FIG. 2 is a top view of a fitted bed sheet according to a first embodiment;

FIG. 3 is a bottom view of a fitted bed sheet according to a first embodiment;

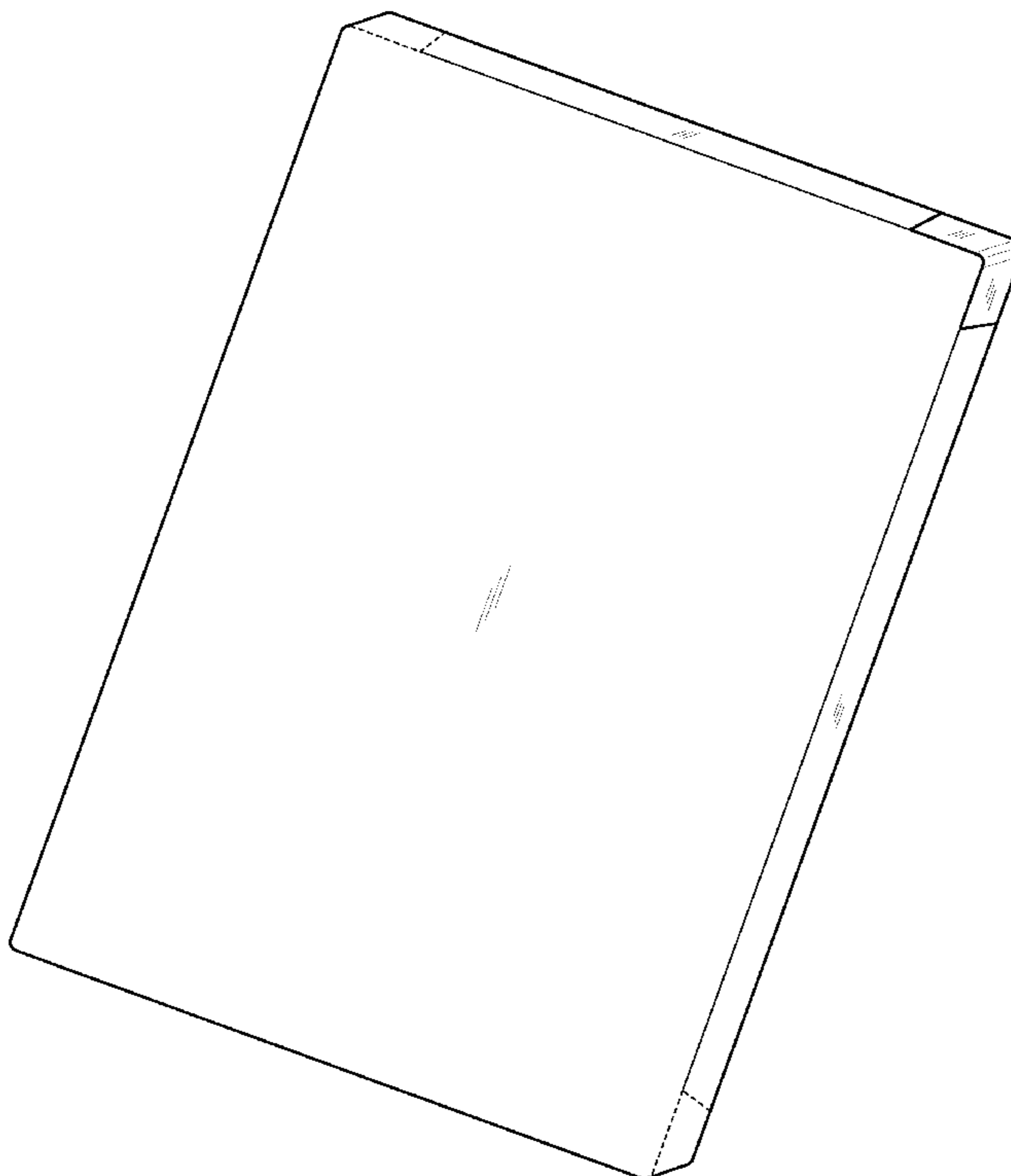
FIG. 4 is a left side view of a fitted bed sheet according to a first embodiment;

FIG. 5 is a right side view of a fitted bed sheet according to a first embodiment; and,

FIG. 6 is a back view of a fitted bed sheet according to a second embodiment.

In the drawings, the broken lines represent portions of the article that form no part of the claimed design.

1 Claim, 4 Drawing Sheets



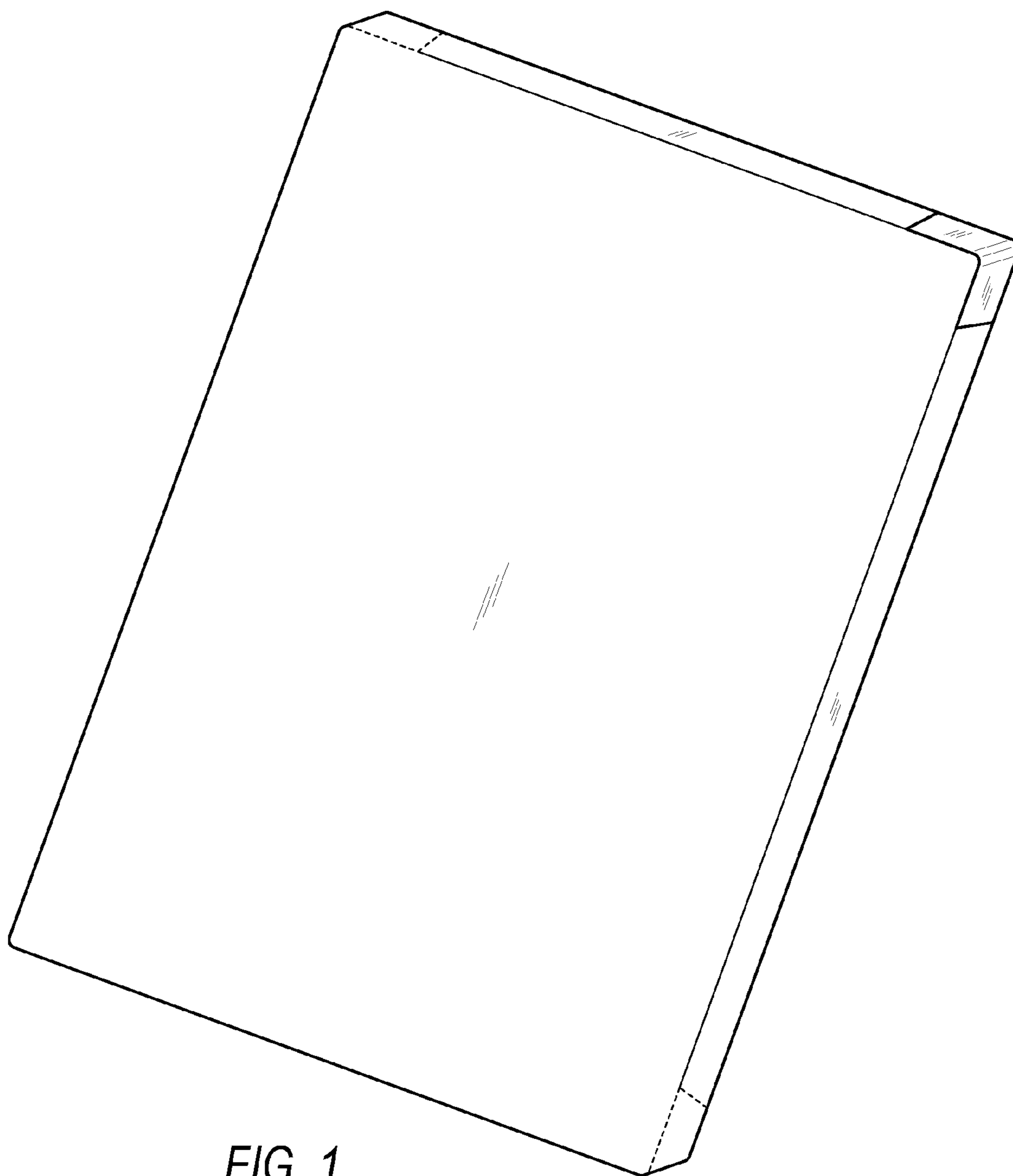


FIG. 1



FIG. 2




FIG. 3

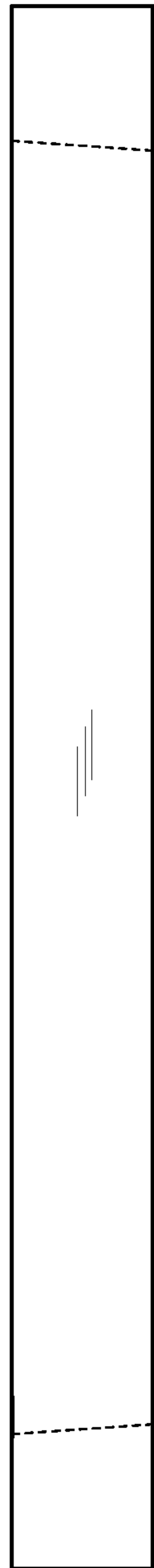


FIG. 4

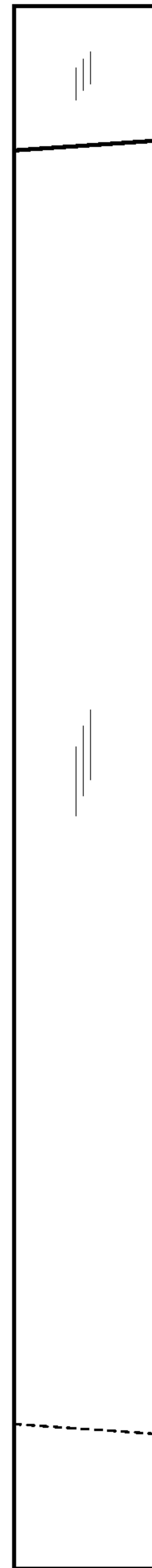


FIG. 5




FIG. 6