



US00D677956S

(12) **United States Design Patent**  
**Tawil**

(10) **Patent No.:** **US D677,956 S**  
(45) **Date of Patent:** **\*\* Mar. 19, 2013**

(54) **SHOWER CADDY**  
(75) Inventor: **Joseph Tawil**, Brooklyn, NY (US)  
(73) Assignee: **IDP, LLC**, New York, NY (US)  
(\*\*) Term: **14 Years**

D572,062 S \* 7/2008 Snider ..... D6/525  
D617,128 S \* 6/2010 Guindi ..... D6/525  
D632,513 S \* 2/2011 Cittadino ..... D6/525  
D643,236 S \* 8/2011 Cittadino ..... D6/525  
D644,050 S \* 8/2011 Cittadino ..... D6/525  
D647,747 S \* 11/2011 Guindi ..... D6/525

\* cited by examiner

(21) Appl. No.: **29/425,914**

*Primary Examiner* — Brian N Vinson

(22) Filed: **Jun. 28, 2012**

(57) **CLAIM**

(51) **LOC (9) Cl.** ..... **23-02**

The ornamental design for a shower caddy, as shown and described.

(52) **U.S. Cl.** ..... **D6/525**

(58) **Field of Classification Search** ..... D6/524,  
D6/525, 566, 536, 540, 513-514; 211/13.1,  
211/74, 71.01, 86.01, 75, 88.01, 90.01, 90.03,  
211/106, 119, 126.1, 133.5, 181.1, 134  
See application file for complete search history.

**DESCRIPTION**

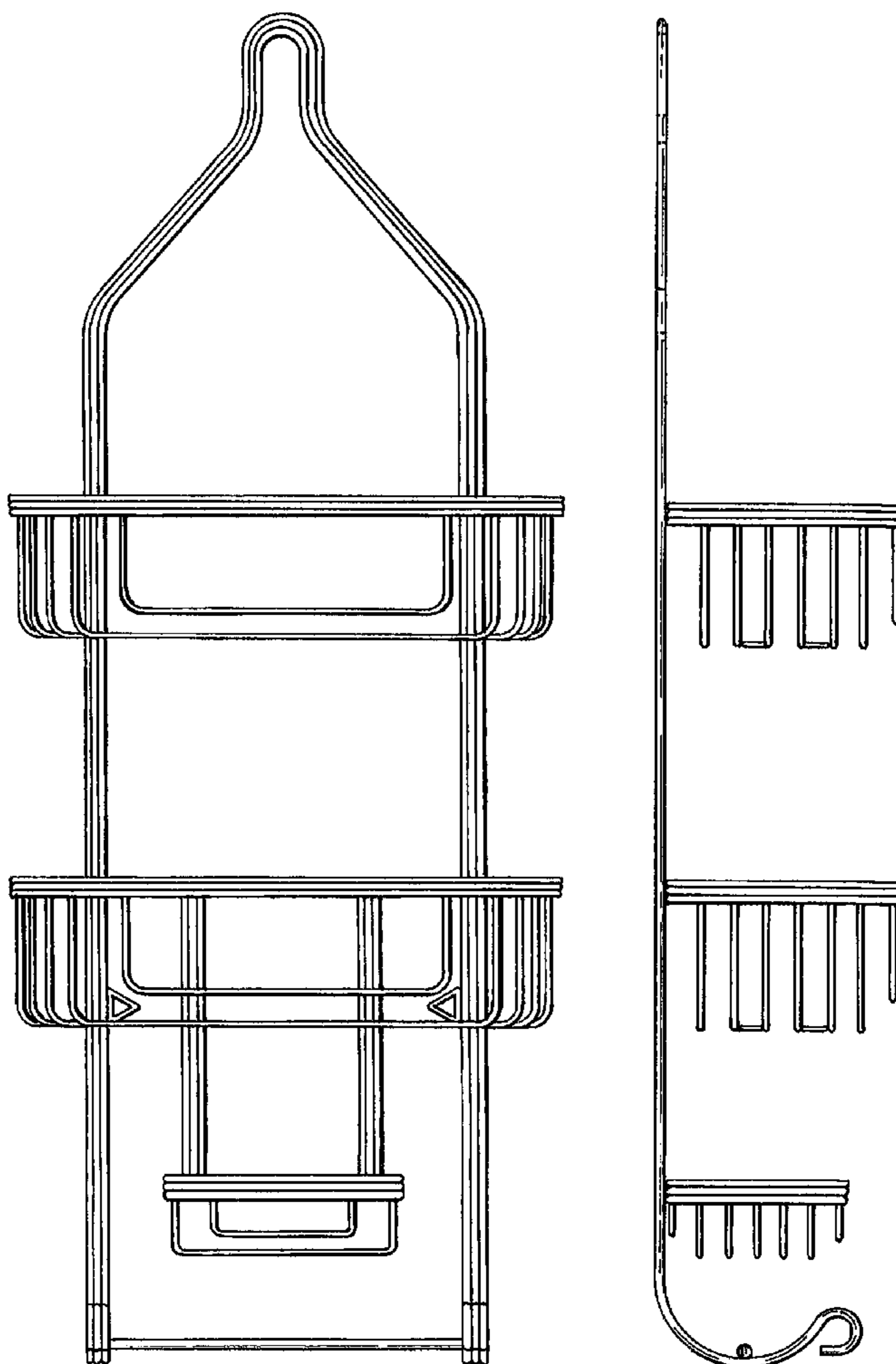
(56) **References Cited**

FIG. 1 is a front elevational view of a shower caddy in accordance with my new design;  
FIG. 2 is a rear elevational view thereof;  
FIG. 3 is a left side elevational view thereof;  
FIG. 4 is a right side elevational view thereof;  
FIG. 5 is a top plan view thereof; and,  
FIG. 6 is a bottom plan view thereof.

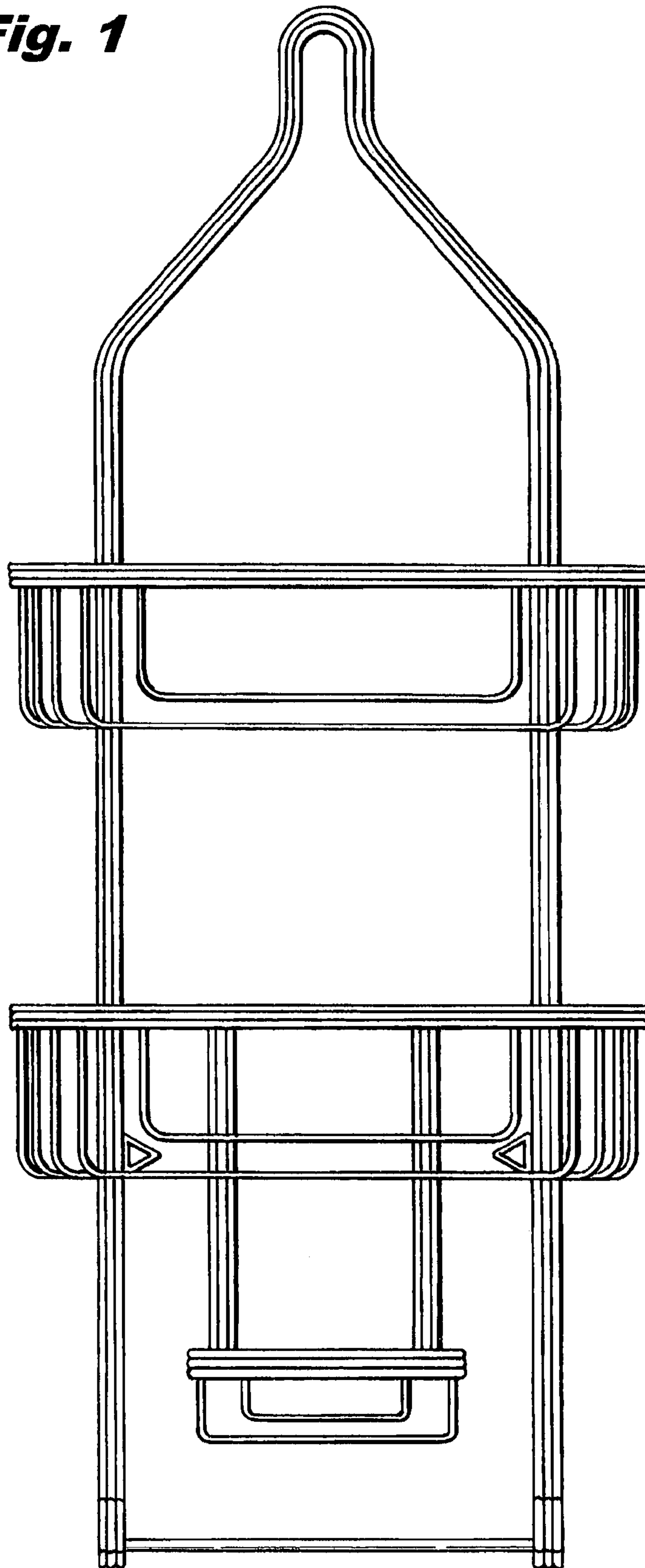
**U.S. PATENT DOCUMENTS**

D479,074 S \* 9/2003 Snell ..... D6/525  
D530,551 S \* 10/2006 Snell ..... D6/525  
D566,439 S \* 4/2008 Dretzka ..... D6/525

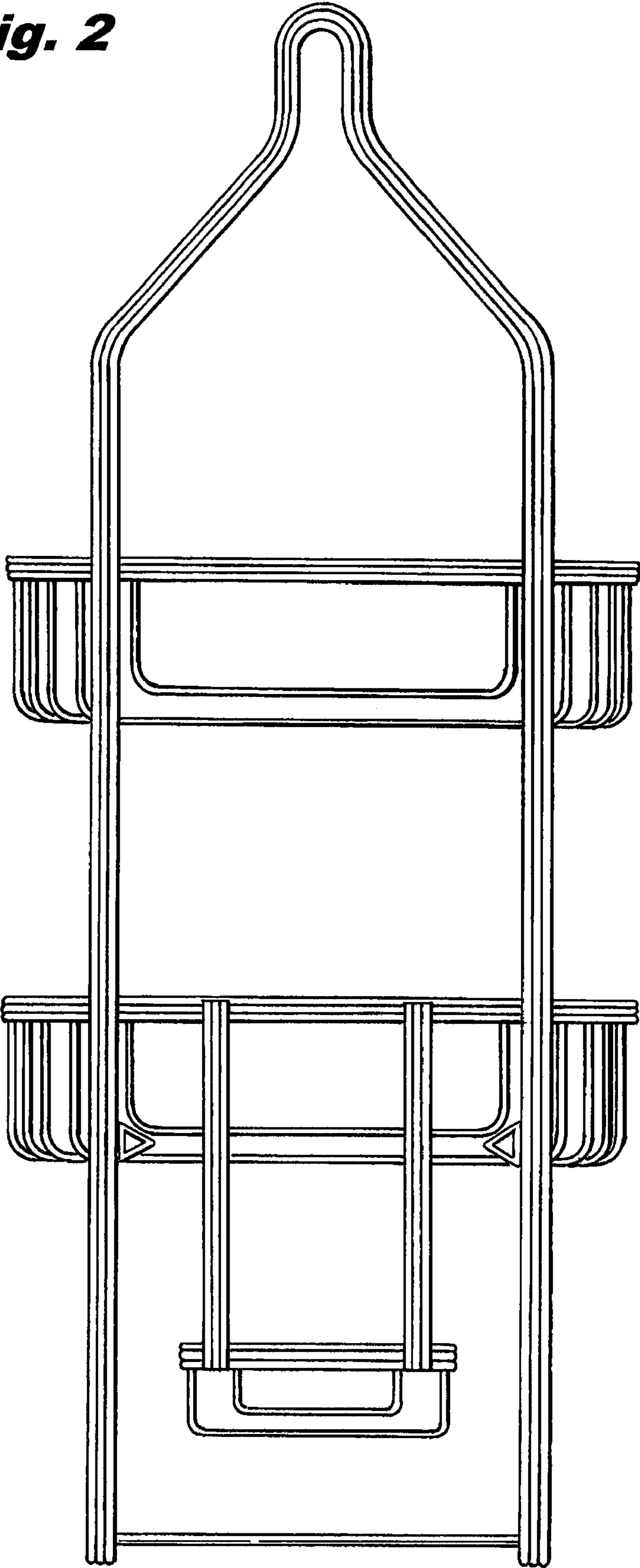
**1 Claim, 4 Drawing Sheets**



**Fig. 1**

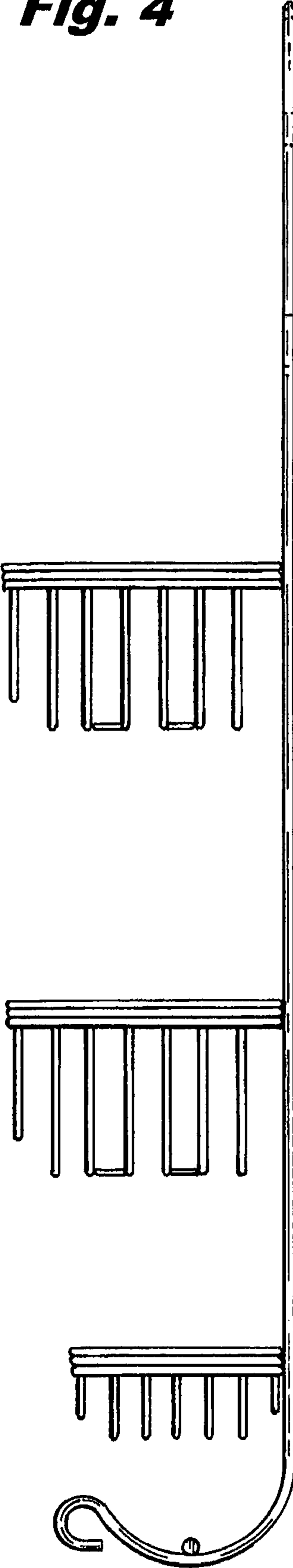
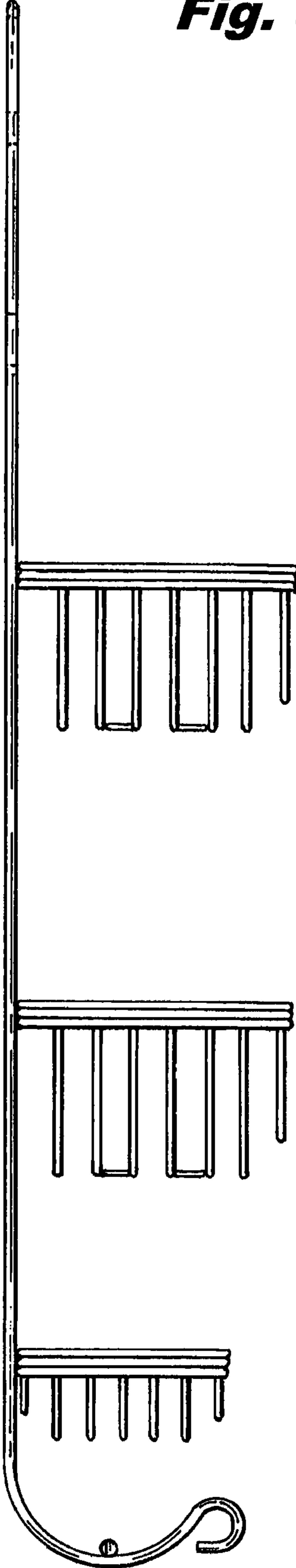


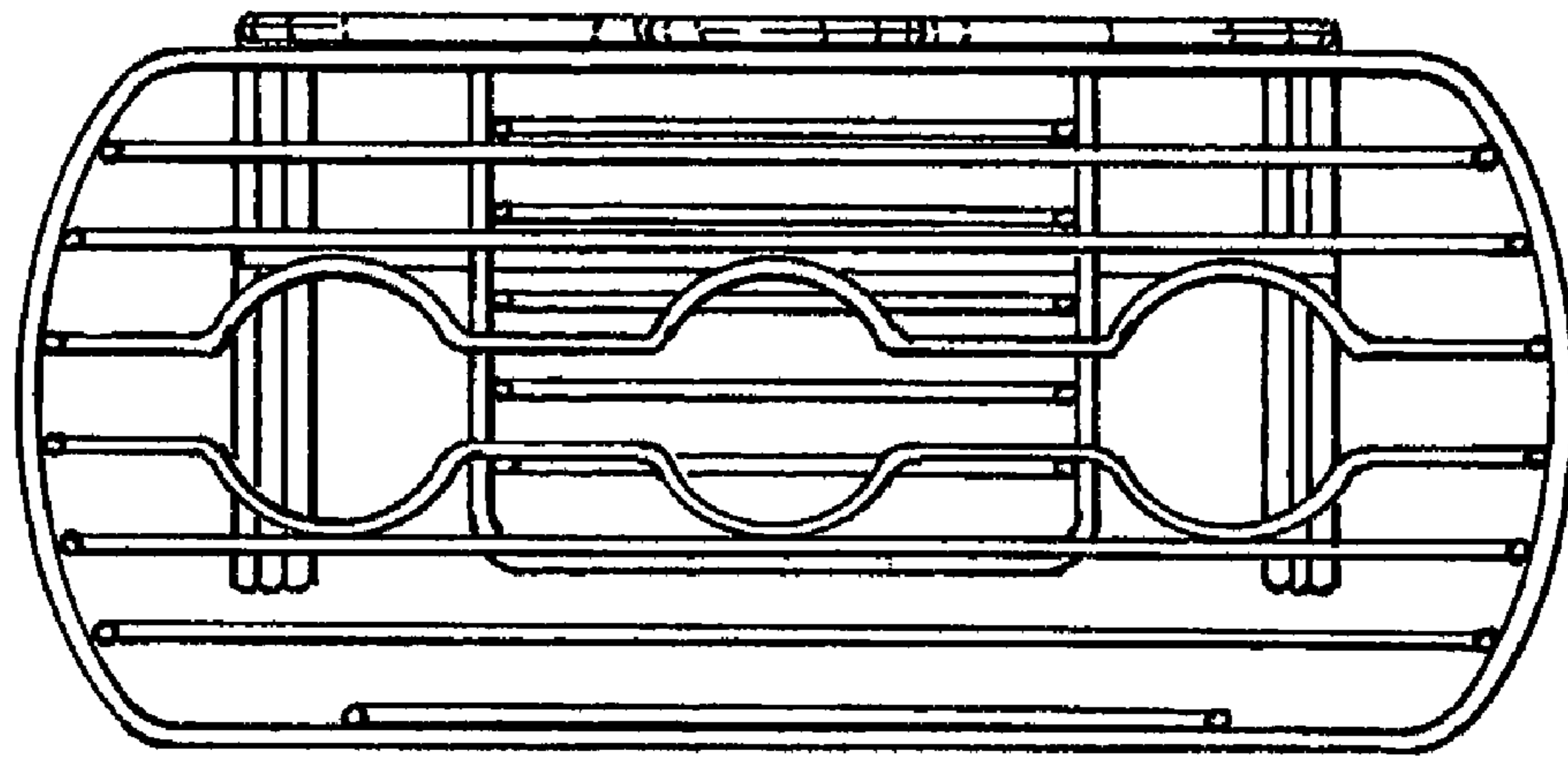
**Fig. 2**




**Fig. 3**

**Fig. 4**





**Fig. 5**



**Fig. 6**