



US00D677952S

(12) **United States Design Patent**
Voyce, IV

(10) **Patent No.:** **US D677,952 S**
(45) **Date of Patent:** **** Mar. 19, 2013**

(54) **CHAIR**

(76) Inventor: **William E. Voyce, IV**, Silver City, NM
(US)

(**) Term: **14 Years**

(21) Appl. No.: **29/421,087**

(22) Filed: **May 18, 2012**

(51) **LOC (9) Cl.** **06-01**

(52) **U.S. Cl.** **D6/500**

(58) **Field of Classification Search** D6/334-336,
D6/344-349, 360-381, 388, 403, 495-502,
D6/601; 297/22, 31, 35, 239, 256.16, 284.4-284.5,
297/291, 297, 302.4, 411.2, 411.27-411.29,
297/411.43, 440.13, 440.15, 448.1, 451.1,
297/452.13, 452.19, 452.21, 452.27, 452.29,
297/452.3, 452.41, 452.56, 452.64

See application file for complete search history.

(56) **References Cited**

U.S. PATENT DOCUMENTS

D233,807 S *	12/1974	FreRuf	D6/366
D243,486 S *	3/1977	Buhk	D6/366
D267,680 S *	1/1983	Leffler et al.	D6/366
D276,766 S *	12/1984	Truette	D6/366
D395,172 S *	6/1998	Pate	D6/366

D530,932 S *	10/2006	Hieshetter	D6/360
D540,050 S *	4/2007	Su	D6/366
D541,086 S *	4/2007	McNamee et al.	D6/500
D573,378 S *	7/2008	Petruccelli	D6/500
D583,595 S *	12/2008	Knowles et al.	D6/500
D586,593 S *	2/2009	Petruccelli	D6/500
D657,594 S *	4/2012	Knight et al.	D6/500
2006/0250019 A1 *	11/2006	Wu	297/452.21

* cited by examiner

Primary Examiner — Ricky Pham

(74) *Attorney, Agent, or Firm* — Brian D. Voyce

(57) **CLAIM**

The ornamental design for a chair, as shown and described.

DESCRIPTION

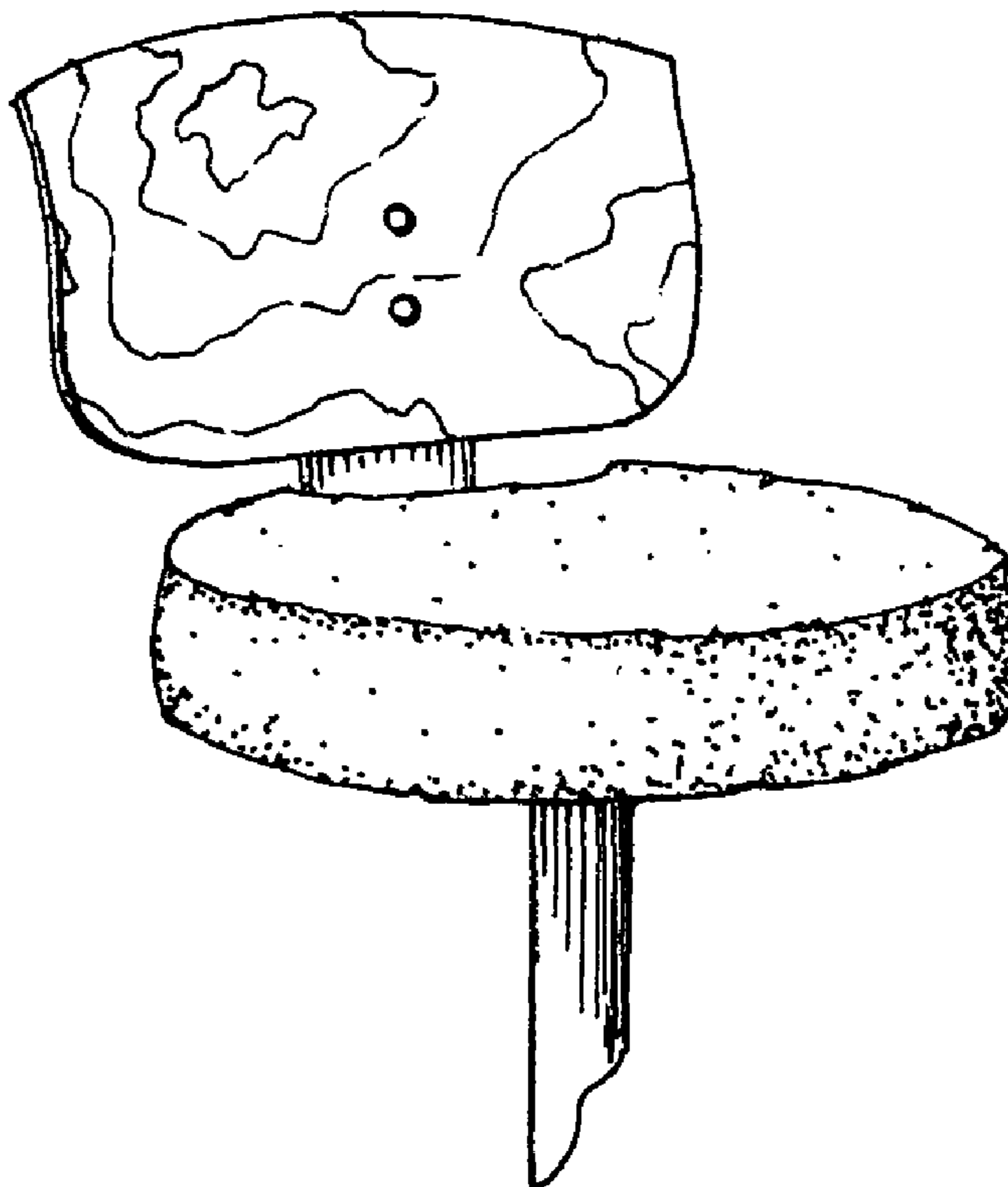
FIG. 1 is a right front perspective view of a pedestal mounted chair showing my new design. A left front perspective is omitted because it is a mirror image to the right front perspective view; and,

FIG. 2 is a right rear perspective view thereof. A left rear perspective is omitted because it is a mirror image to the left rear perspective view.

A bottom view of the claimed design is unornamented, and thus, has been omitted.

Portions of the chair not shown, such as a pedestal base and casters, form no part of the claimed design.

1 Claim, 1 Drawing Sheet



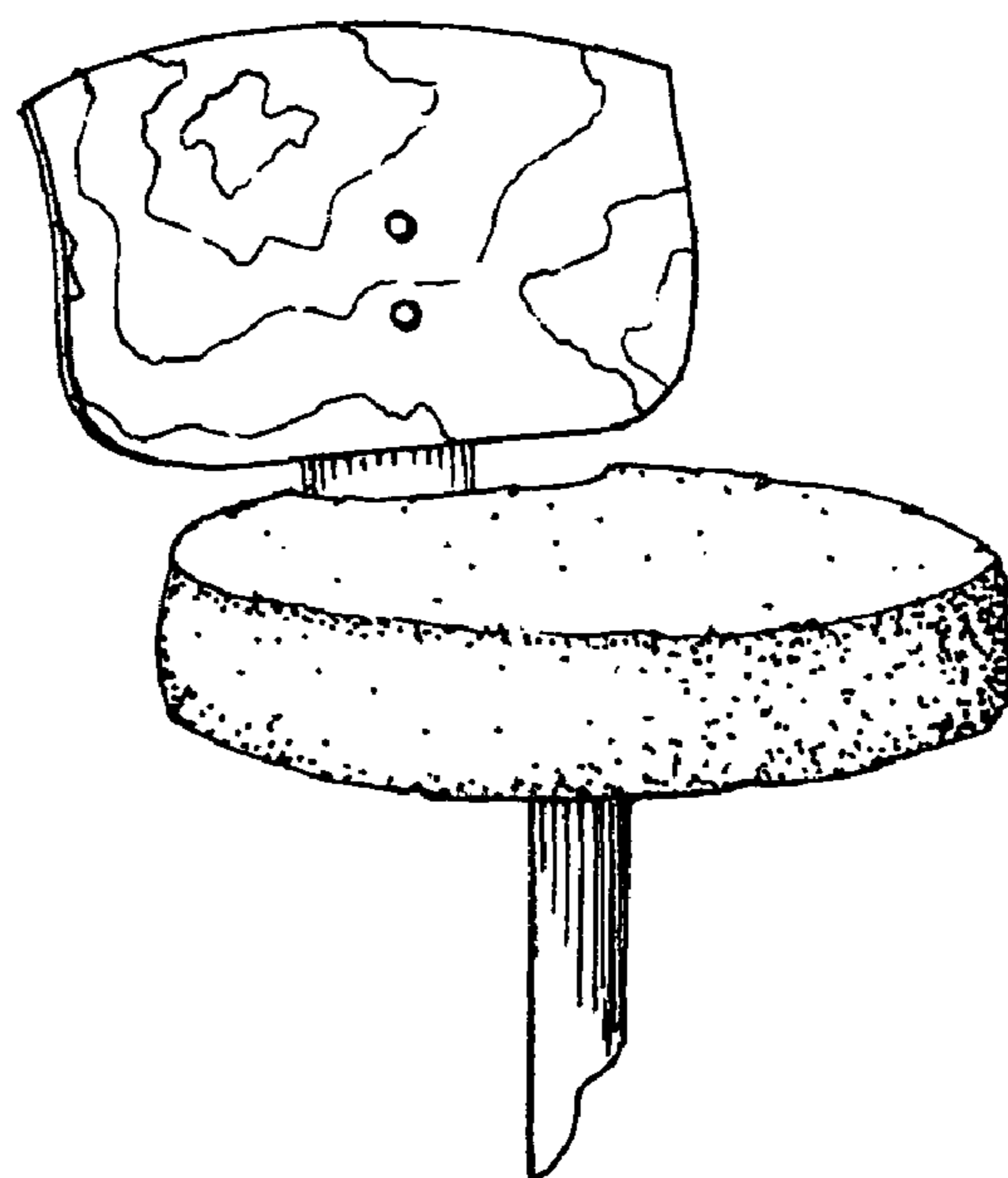


FIG. 1

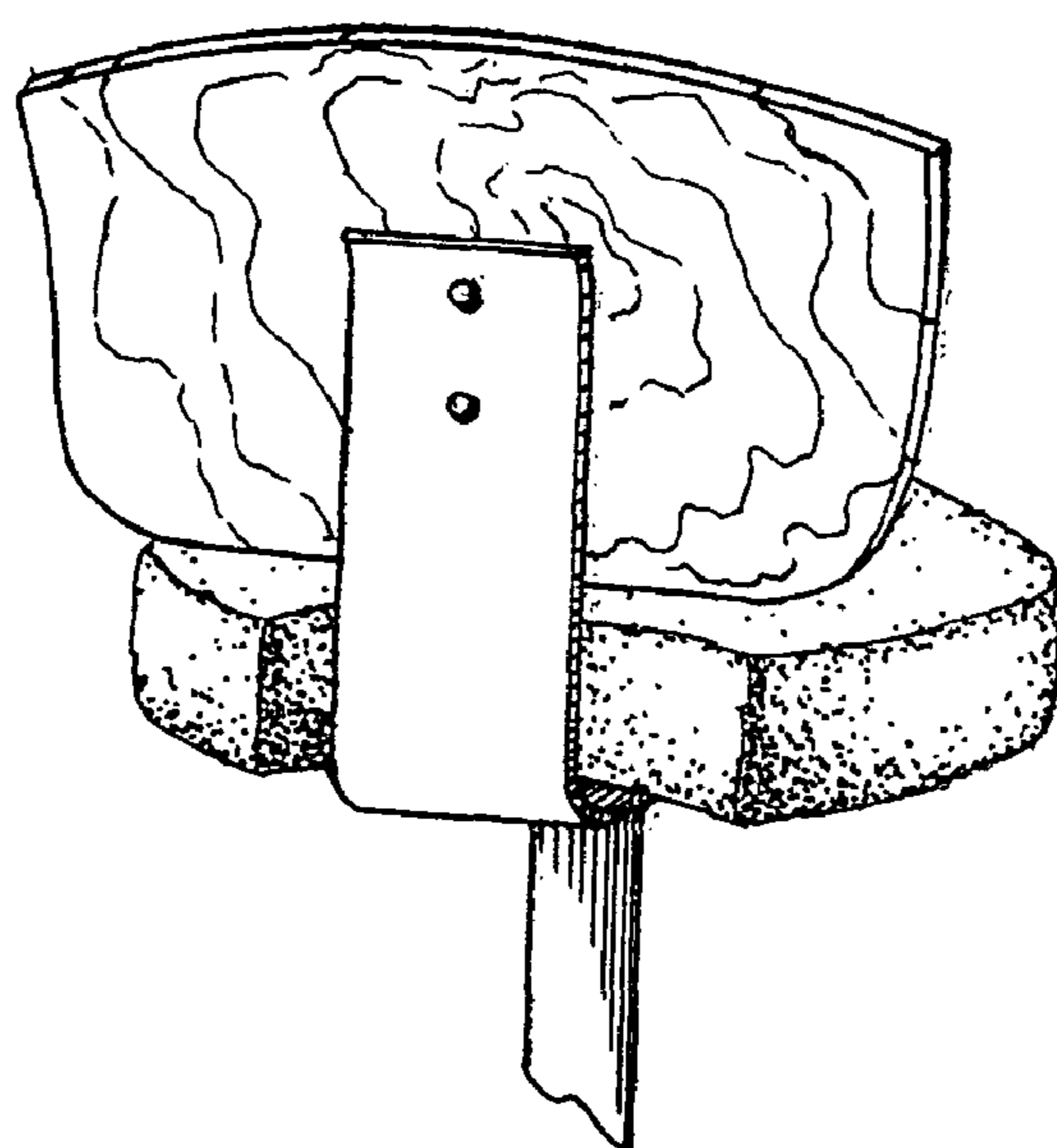


FIG. 2