

US00D677947S

(12) **United States Design Patent**
Brand et al.

(10) **Patent No.:** **US D677,947 S**
(45) **Date of Patent:** **** Mar. 19, 2013**

(54) **COCKPIT SEAT TRACKS**

(75) Inventors: **Albert G. Brand**, North Richland Hills, TX (US); **John R. Wiitmaak**, Newark, TX (US); **James M. McCollough**, Arlington, TX (US); **James H. Harse**, Bedford, TX (US); **Richard H. Adams, Jr.**, Keller, TX (US)

(73) Assignee: **Bell Helicopter Textron Inc.**, Fort Worth, TX (US)

(**) Term: **14 Years**

(21) Appl. No.: **29/413,134**

(22) Filed: **Feb. 10, 2012**

(51) **LOC (9) Cl.** **06-01**

(52) **U.S. Cl.** **D6/500**

(58) **Field of Classification Search** D6/334-336,
D6/356, 361, 367, 368, 375, 381, 500-502;
297/354.1, 216.1, 216.12, 216.13, 216.14,
297/452.18, 452.2

See application file for complete search history.

(56) **References Cited**

U.S. PATENT DOCUMENTS

D332,181	S *	1/1993	Sacco et al.	D6/356
5,310,154	A *	5/1994	Ueda et al.	297/452.18
6,045,186	A *	4/2000	Butt et al.	297/216.13
6,582,023	B2 *	6/2003	Houston et al.	297/216.1
6,709,053	B1 *	3/2004	Humer et al.	297/216.1
6,786,543	B2 *	9/2004	Andersson et al.	297/216.13
7,527,334	B2 *	5/2009	Kiehler et al.	297/216.13
7,717,509	B2 *	5/2010	Kojima	297/216.14
7,780,230	B2 *	8/2010	Serber	297/216.1
2003/0168895	A1 *	9/2003	Sakai et al.	297/216.12
2004/0026969	A1 *	2/2004	Choi	297/216.14
2004/0061364	A1 *	4/2004	Humer et al.	297/216.14

2007/0210638	A1 *	9/2007	Adragna et al.	297/452.2
2010/0264717	A1 *	10/2010	Fukuda	297/452.2
2011/0025106	A1 *	2/2011	Okamoto et al.	297/216.1
2011/0169317	A1 *	7/2011	Fujita et al.	297/452.2
2011/0210586	A1 *	9/2011	Masutani	297/216.1
2011/0221246	A1 *	9/2011	Downie et al.	297/216.1
2012/0032481	A1 *	2/2012	D'Agostini	297/216.13

* cited by examiner

Primary Examiner — Mimoso De

(74) *Attorney, Agent, or Firm* — Baker Botts L.L.P.

(57) **CLAIM**

The ornamental design for a cockpit seat tracks, as shown and described.

DESCRIPTION

Pursuant to 35 U.S.C. § 119(e), this application claims priority to U.S. patent application Ser. No. 13/360,461, filed Jan. 7, 2012, still pending entitled "Vehicle Crewstation Seat Assembly".

FIG. 1 is a perspective view of the cockpit seat tracks with pilot seat shown;

FIG. 2 is a perspective view of the cockpit seat tracks in a retracted position;

FIG. 3 is a perspective view of the cockpit seat tracks in a stowed position;

FIG. 4 is a front isometric view of the cockpit seat tracks in the stowed position;

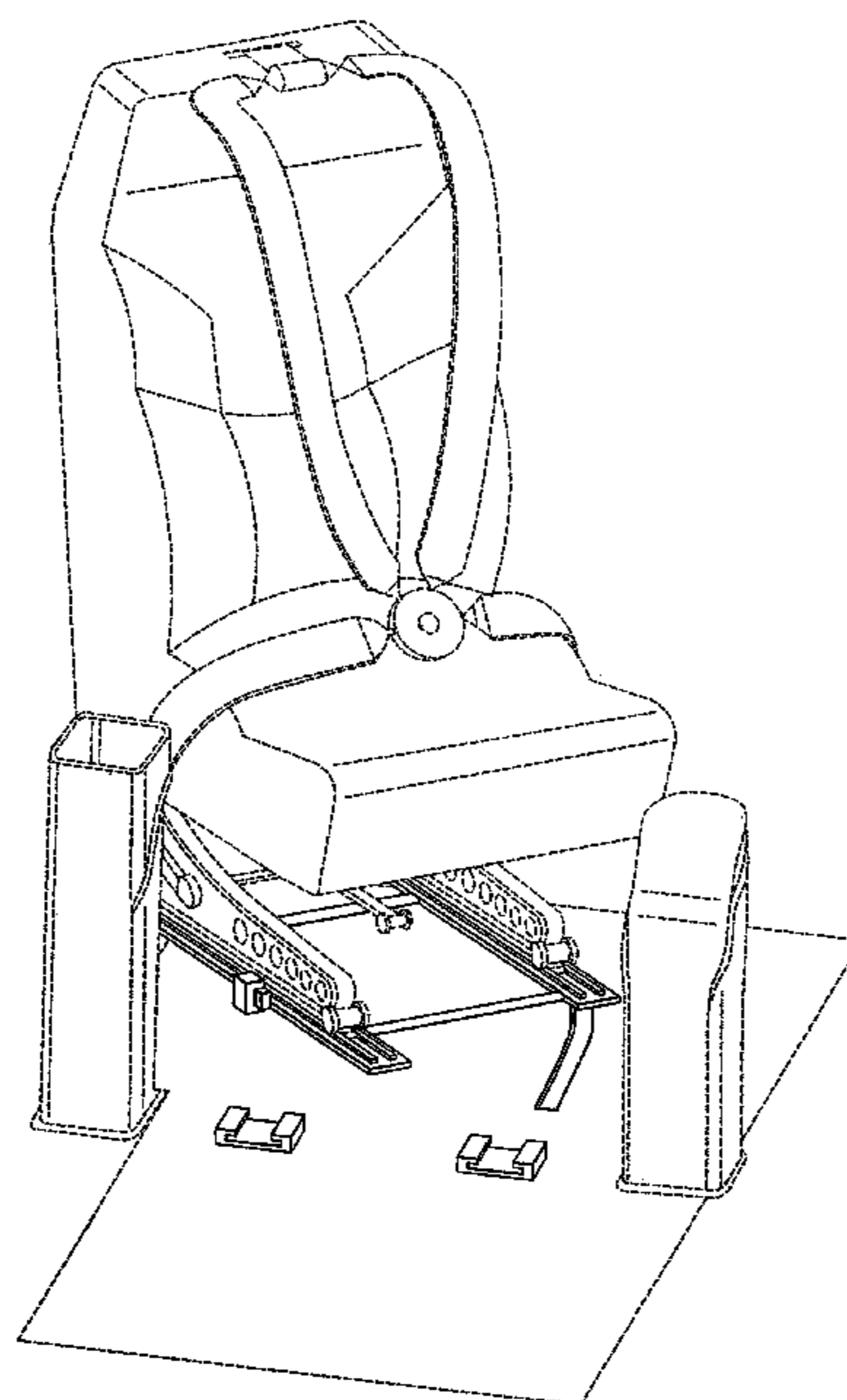
FIG. 5 is a rear isometric view of the cockpit seat tracks in the stowed position;

FIG. 6 is a left side isometric view of the cockpit seat tracks in the stowed position;

FIG. 7 is a right side isometric view of the cockpit seat tracks in the stowed position; and,

FIG. 8 is a top isometric view of the cockpit seat tracks.

1 Claim, 5 Drawing Sheets



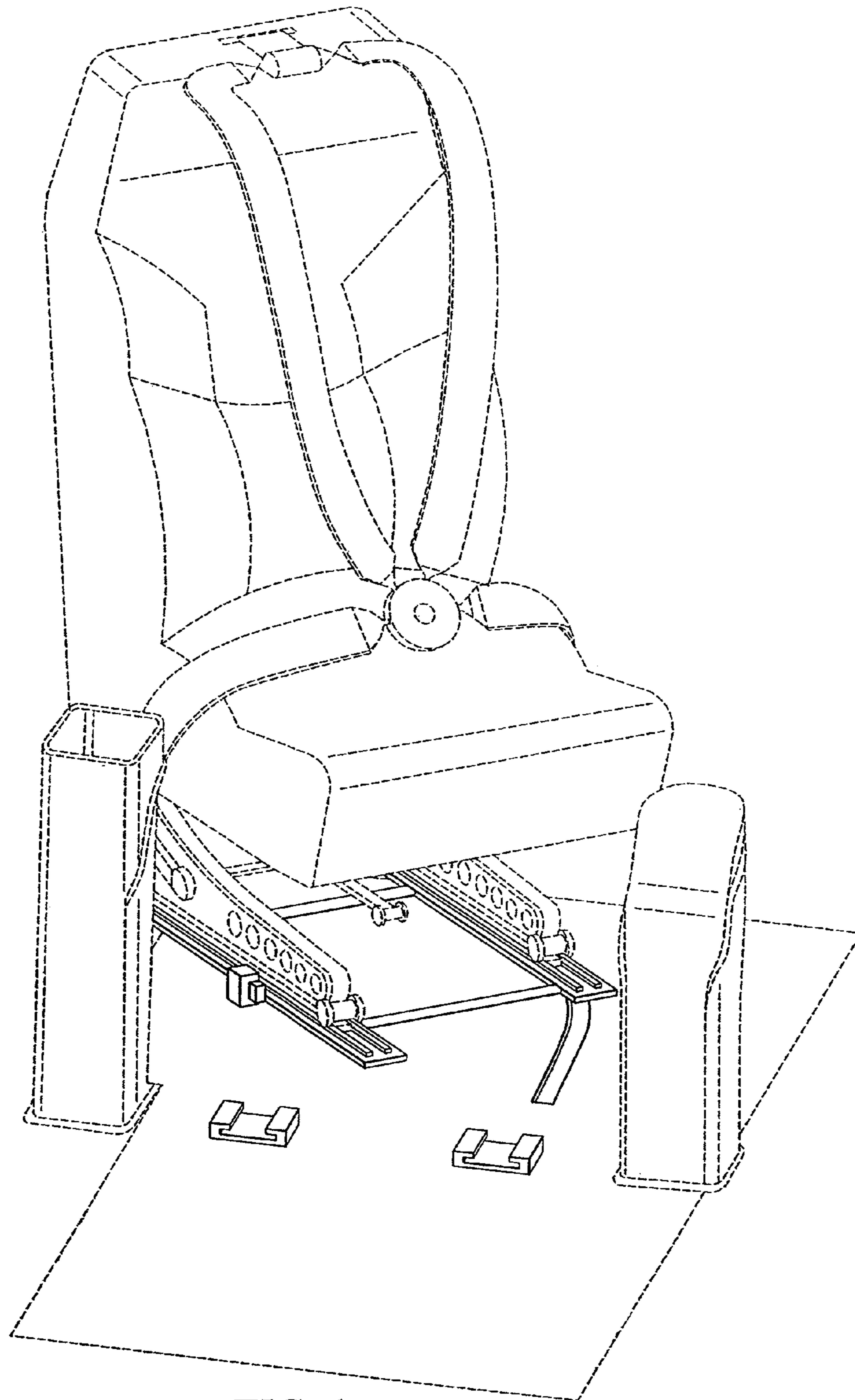


FIG. 1

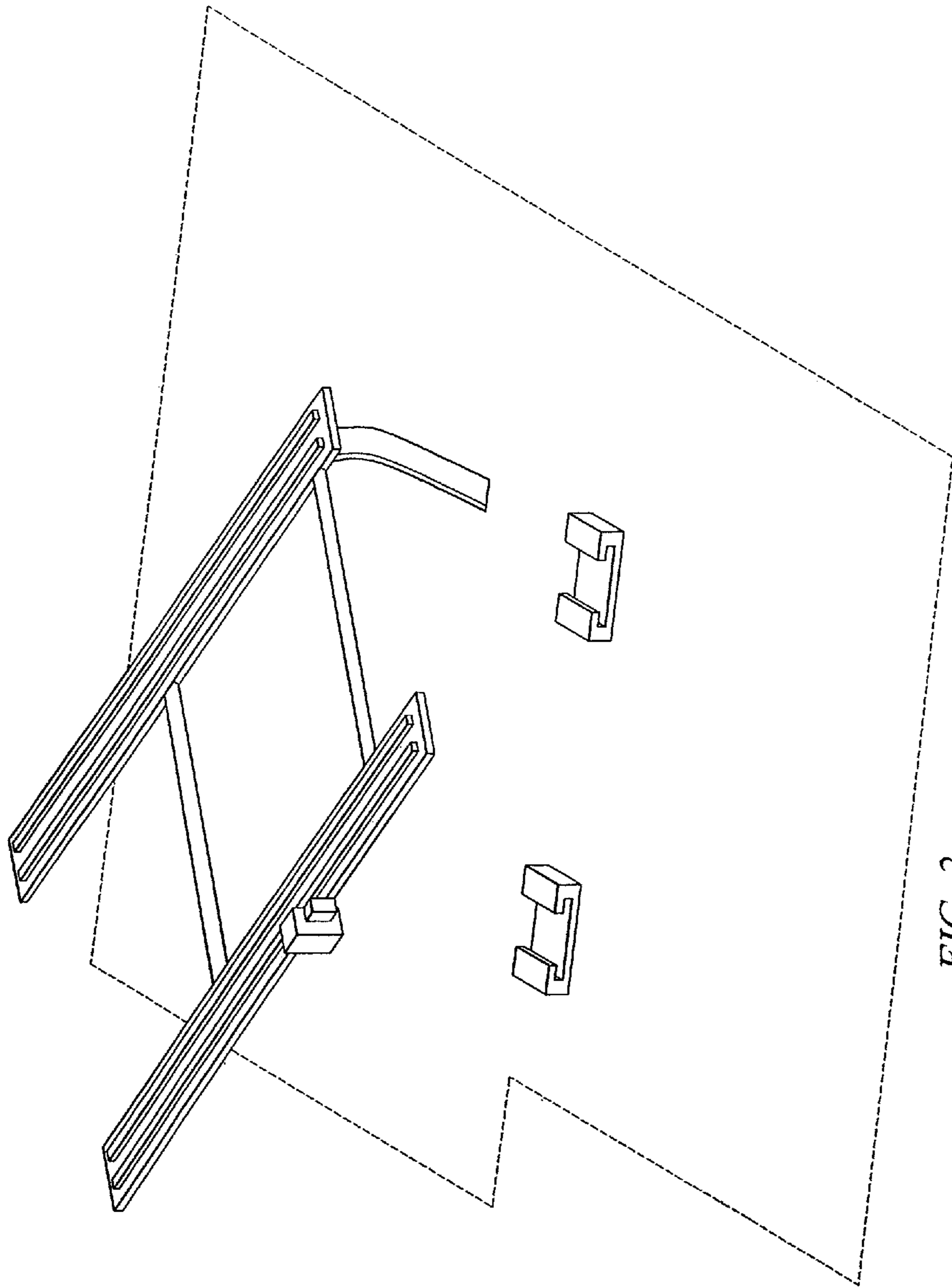


FIG. 2

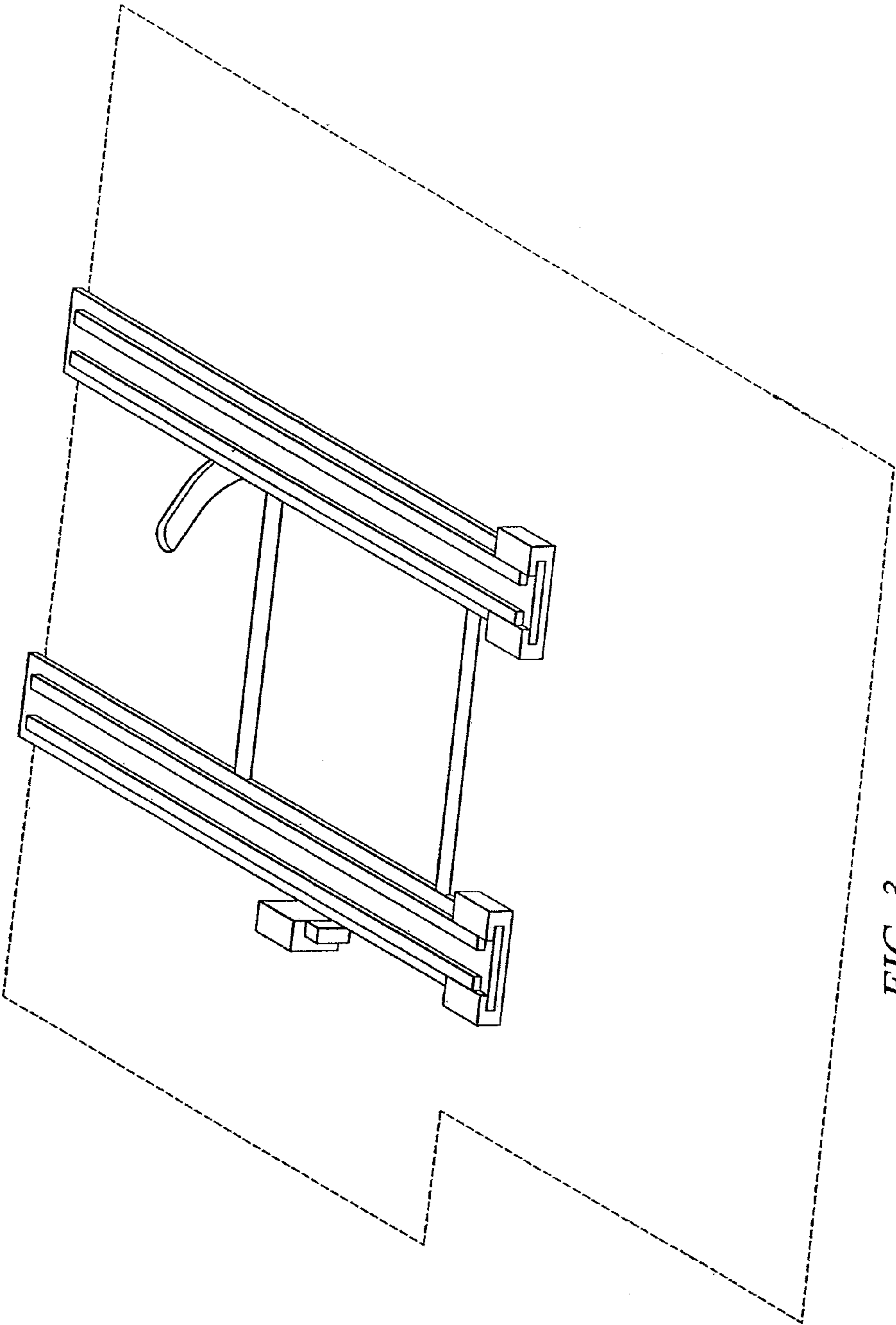





FIG. 3



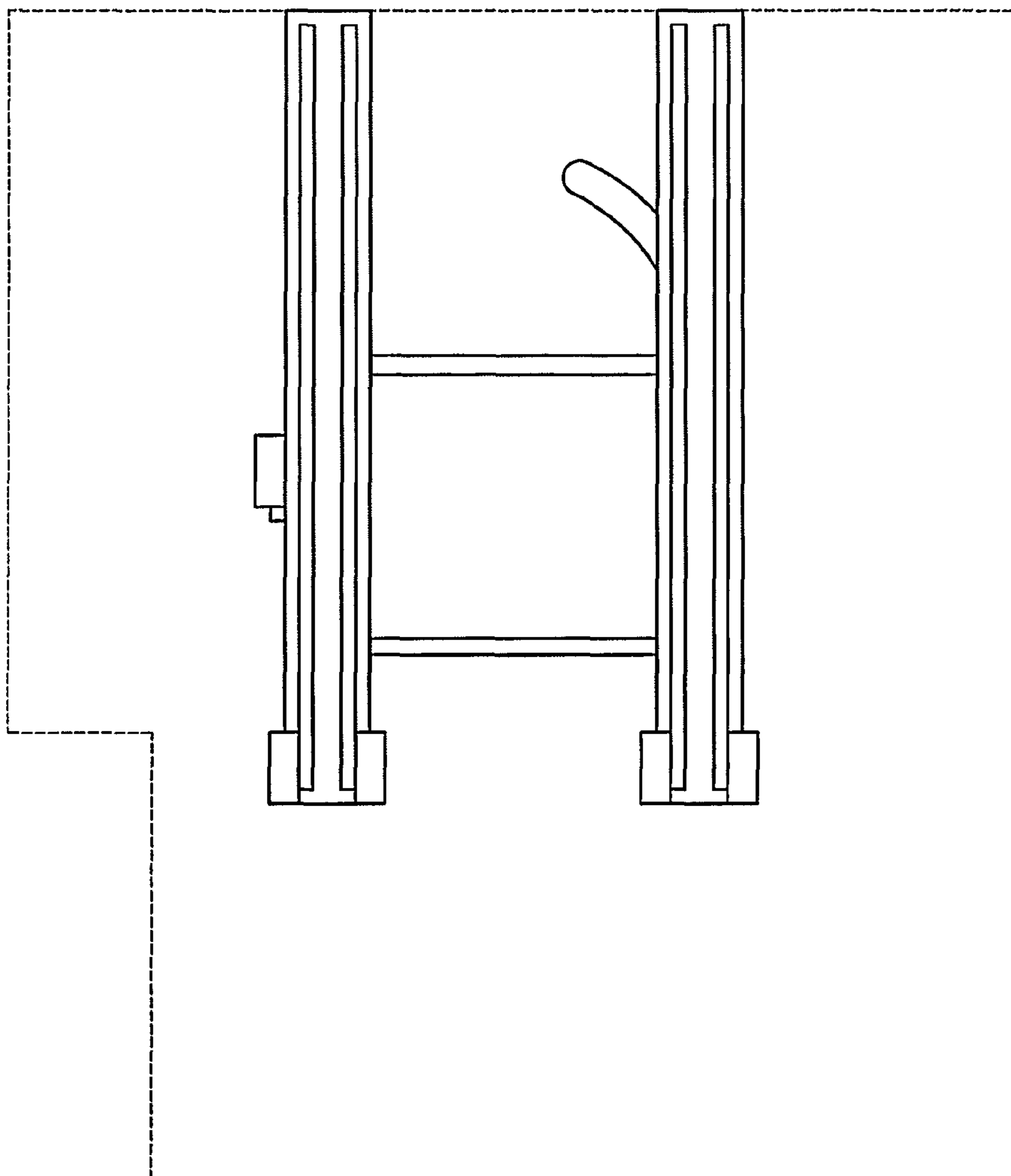


FIG. 8