



US00D677924S

(12) **United States Design Patent**
Lenney et al.

(10) **Patent No.:** **US D677,924 S**
(45) **Date of Patent:** **** Mar. 19, 2013**

(54) **SOFA**
(75) Inventors: **Joseph P. Lenney**, San Francisco, CA
(US); **Aimee Early**, Kentfield, CA (US)
(73) Assignee: **Restoration Hardware, Inc.**, Corte
Madera, CA (US)
(**) Term: **14 Years**
(21) Appl. No.: **29/399,181**

D476,163 S * 6/2003 Ricci D6/381
D479,055 S * 9/2003 Nicoletti D6/381
D485,086 S * 1/2004 Gomez D6/381
D501,330 S * 2/2005 Gomez D6/334
D540,561 S * 4/2007 Lewis D6/381
D554,387 S * 11/2007 Nicoletti D6/381
D560,919 S * 2/2008 Simons, Jr. D6/381
D584,524 S * 1/2009 Ricci D6/381
D589,714 S * 4/2009 Cazares et al. D6/381
D603,620 S * 11/2009 Natuzzi D6/381
D608,106 S * 1/2010 Natuzzi D6/381
D643,643 S * 8/2011 Lievore D6/381

(22) Filed: **Aug. 10, 2011**
(51) **LOC (9) Cl.** **06-01**
(52) **U.S. Cl.** **D6/381**
(58) **Field of Classification Search** D6/334-338,
D6/349, 355, 361, 368-370, 376, 379-381,
D6/492, 500-502; 297/16.1, 42, 94, 135,
297/175, 232, 233, 350, 351, 445.1, 448.1,
297/448.2, 451.9; 5/12.1, 12.2

OTHER PUBLICATIONS
Restoration Hardware Outdoor & Garden Catalog, Introducing the
Spring 2011 Source Book, Cover page, pp. 78-79.
Restoration Hardware Outdoor & Garden Catalog, The Spring 2011
Source Book, Cover page, pp. 50-51, 56-57.
Restoration Hardware Catalog, Introducing The Spring 2011 Source
Book, Cover page, pp. 14-17, 32-33, 48-49, 60-61, 74-75, 84-85,
136-137, 140-141, 156-157, 162-163.
Restoration Hardware Catalog, Celebrate, Holiday 2010, Cover
page, pp. 78-79, 90-91, 104-105, 120-121, 132-133, 140-141, 150-
151, 156-157, 170-171.

See application file for complete search history.

(56) **References Cited**

* cited by examiner

U.S. PATENT DOCUMENTS

Primary Examiner — Sandra Snapp
(74) *Attorney, Agent, or Firm* — Duane Morris LLP; Guy W.
Chambers

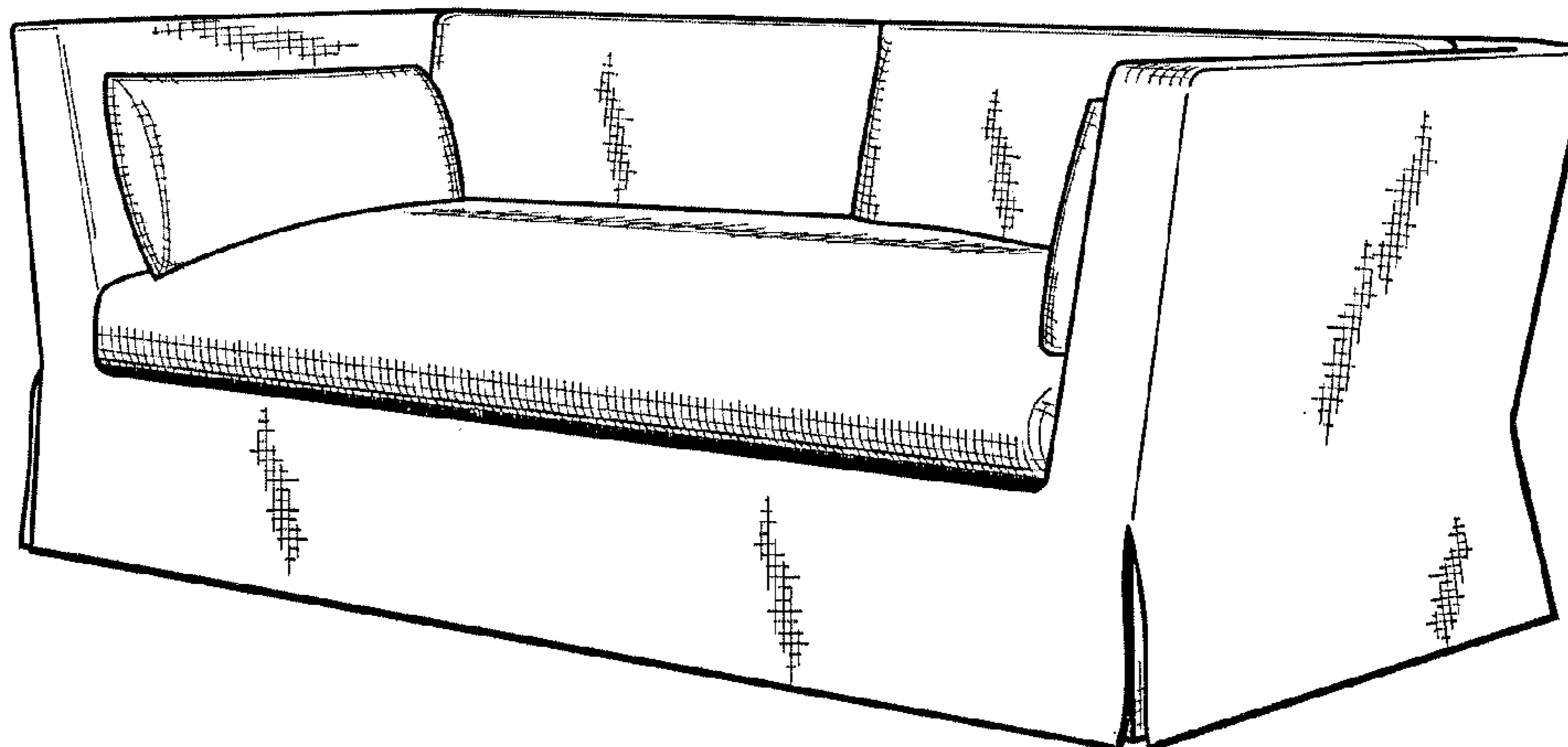
D103,416 S * 3/1937 Tyrrell D6/381
3,929,375 A * 12/1975 Gans 297/440.23
D239,580 S * 4/1976 Robertson D6/381
D257,454 S * 10/1980 Nash D6/364
D303,328 S * 9/1989 Syme et al. D6/335
D380,095 S * 6/1997 Diaz-Azcuy D6/334
D382,123 S * 8/1997 Pimental et al. D6/334
D382,129 S * 8/1997 Lewis D6/381
D399,661 S * 10/1998 Smith D6/334
D422,159 S * 4/2000 Lewis D6/381
D423,808 S * 5/2000 Natuzzi et al. D6/381
D429,081 S * 8/2000 Gomez D6/381
D431,122 S * 9/2000 Koncar D6/381
D439,431 S * 3/2001 Binder et al. D6/381
D441,978 S * 5/2001 Hutton D6/381
D446,961 S * 8/2001 Natuzzi et al. D6/381
D448,946 S * 10/2001 Goetz D6/381
D453,636 S * 2/2002 Lewis D6/381
D473,723 S * 4/2003 Pesso D6/334

(57) **CLAIM**
The ornamental design for a sofa, as shown and described.

DESCRIPTION

FIG. 1 is a perspective view of an embodiment of a sofa
showing my new design;
FIG. 2 is a top view thereof;
FIG. 3 is a front elevational view thereof;
FIG. 4 is a left side elevational view (right side elevational
view is a mirror image thereof); and,
FIG. 5 is a rear elevational view thereof.

1 Claim, 2 Drawing Sheets



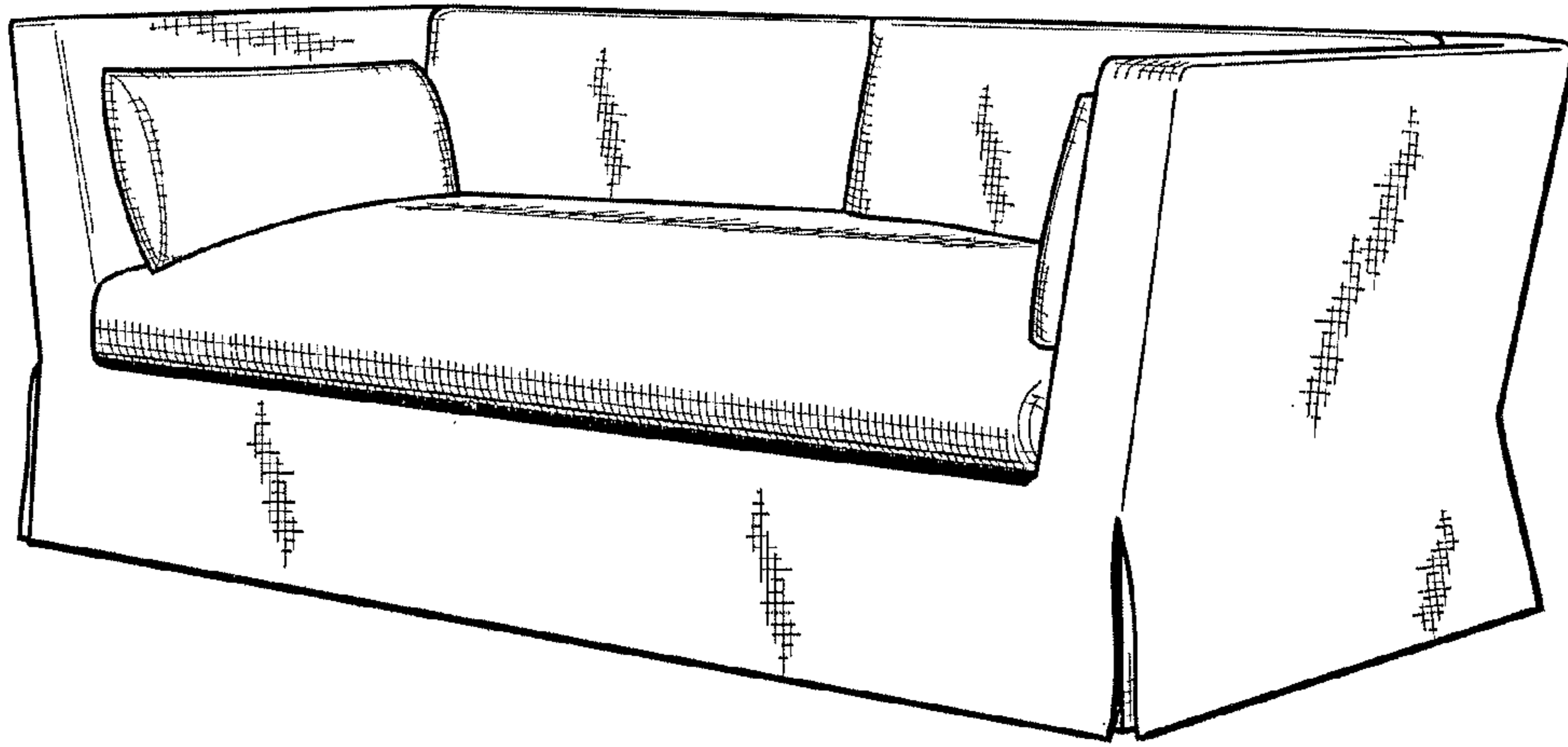


FIG. 1

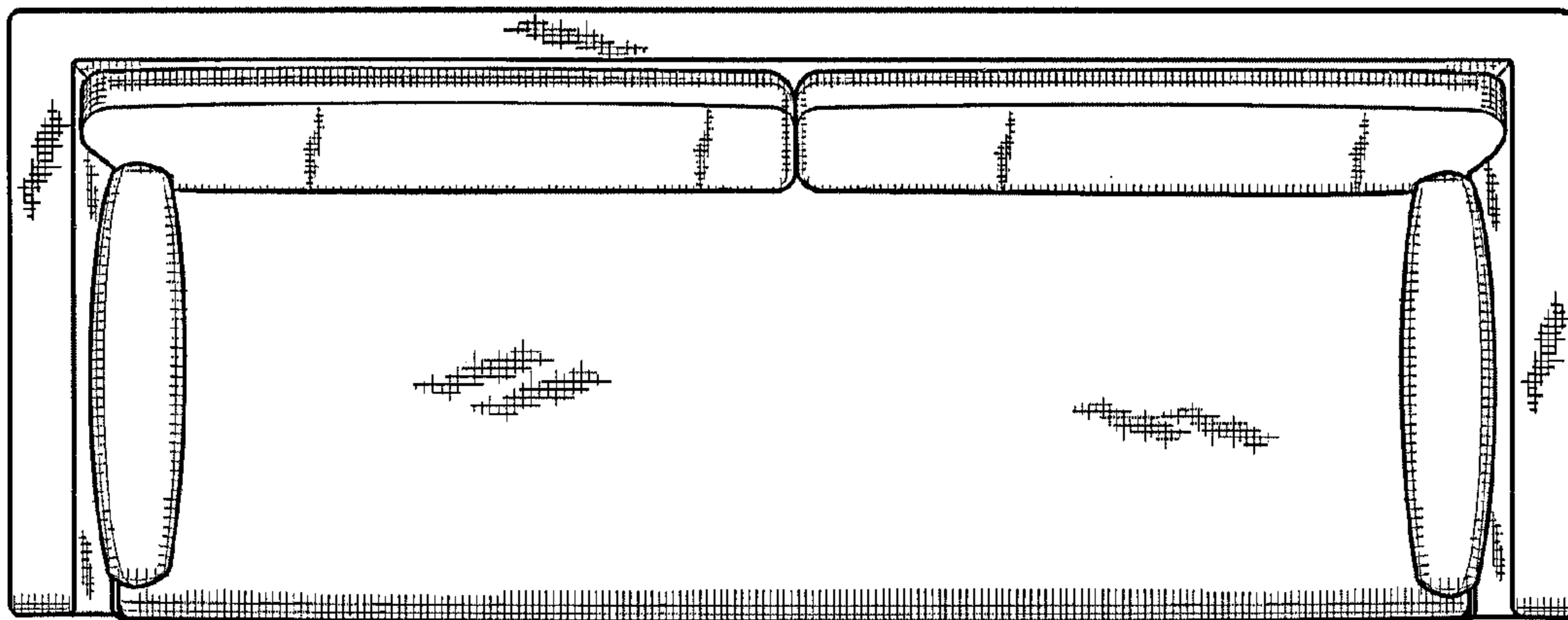


FIG. 2

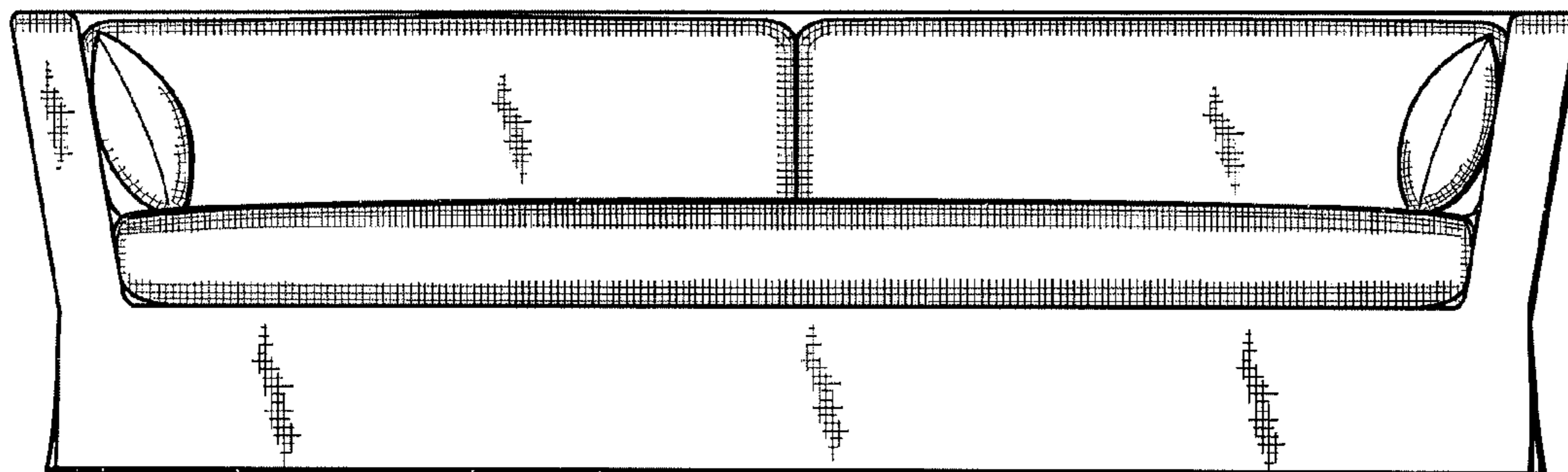


FIG. 3

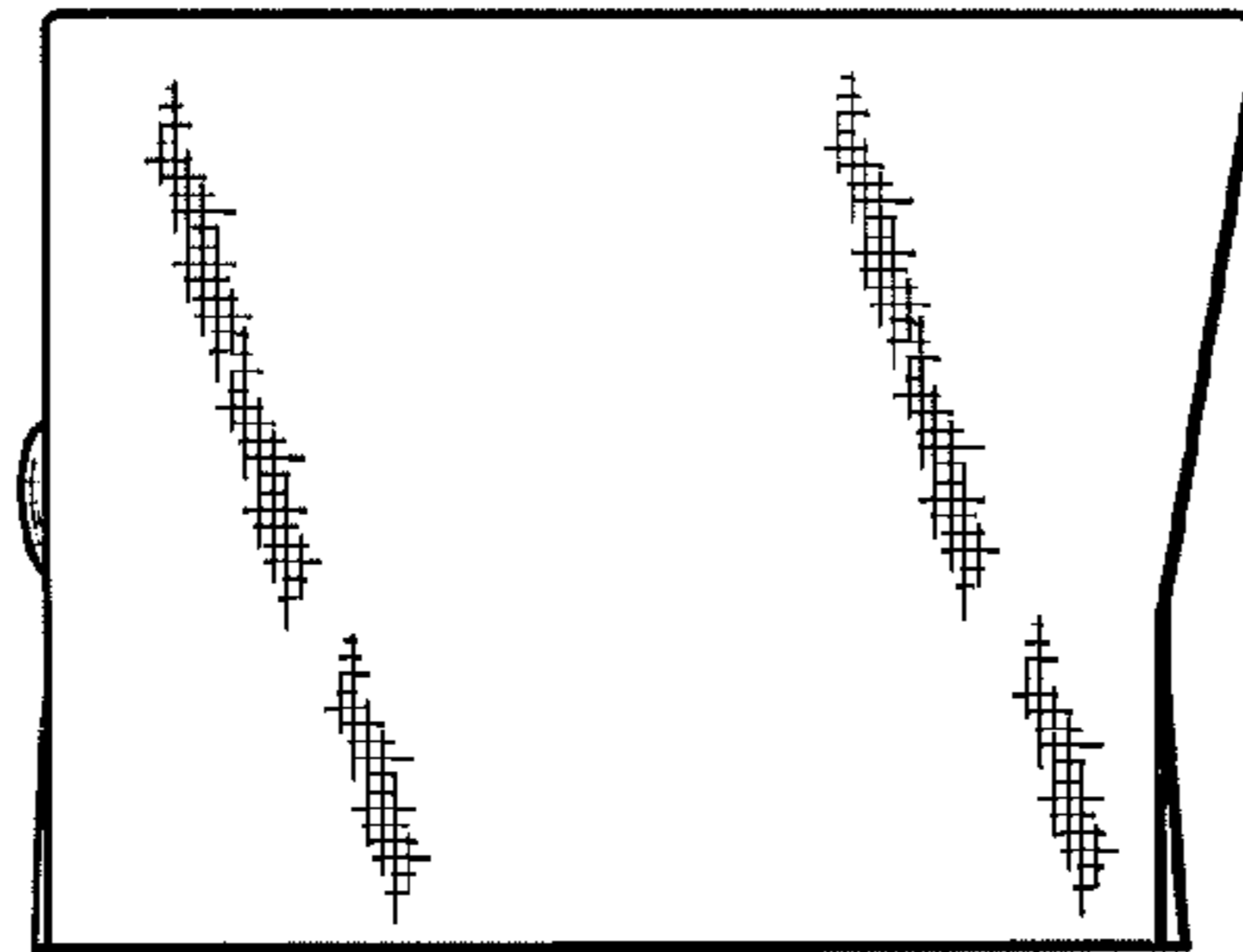


FIG. 4




FIG. 5