



US00D677919S

(12) **United States Design Patent**
Voyce, IV

(10) **Patent No.:** **US D677,919 S**
(45) **Date of Patent:** **** Mar. 19, 2013**

(54) **CHAIR**

(76) Inventor: **William E. Voyce, IV**, Silver City, NM
(US)

(**) Term: **14 Years**

(21) Appl. No.: **29/421,659**

(22) Filed: **Aug. 28, 2012**

(51) **LOC (9) Cl.** **06-01**

(52) **U.S. Cl.** **D6/367**

(58) **Field of Classification Search** D6/334–336,
D6/360, 361, 367, 371, 373, 374, 379, 492,
D6/500–502; 297/68, 84, 85, 85 R, 411.45,
297/423.1, 423.19, 423.2, 445.1, 446.1, DIG. 7;
5/618, 624

See application file for complete search history.

(56) **References Cited**

U.S. PATENT DOCUMENTS

3,302,969	A *	2/1967	Mizelle et al.	297/85 R
5,169,208	A *	12/1992	Re et al.	297/68
D364,971	S *	12/1995	Sterlacci	D6/367
5,479,666	A *	1/1996	Foster et al.	5/624
D456,621	S *	5/2002	Antunes et al.	D6/335
D541,064	S *	4/2007	Miller et al.	D6/367
D600,932	S *	9/2009	Tierney	D6/367

D602,704 S * 10/2009 Tierney D6/367
D622,516 S * 8/2010 Delmestri D6/367

* cited by examiner

Primary Examiner — Mimoso De

(74) *Attorney, Agent, or Firm* — Brian Voyce

(57) **CLAIM**

The ornamental design for a chair, as shown and described.

DESCRIPTION

FIG. 1 is a right front perspective view of a reclining chair showing my new design. A left front perspective view is omitted because it is a mirror image to the right front perspective view.

FIG. 2 is a left side perspective view thereof. A right side perspective view is omitted because it is a mirror image to the left side perspective view.

FIG. 3 is a front view thereof; and,

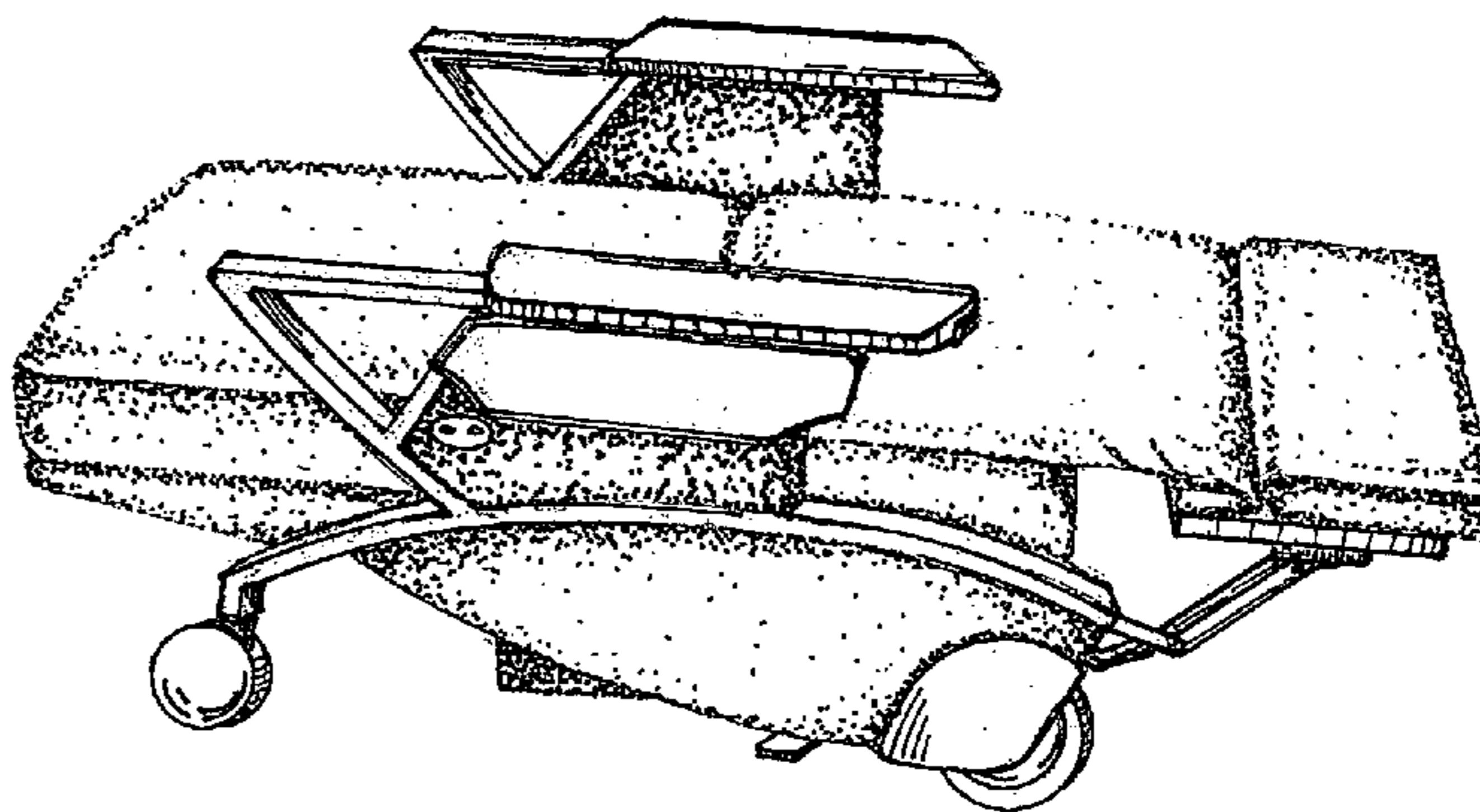

FIG. 4 is a right side elevation view thereof showing the chair in a fully reclined position. A left side elevation view is omitted because it is a mirror image to the right elevation view.

A bottom view of the claimed design is unornamented, and thus, has been omitted.

A back view of the claimed design is unornamented, and thus, has been omitted.

Portions of the chair not shown, such as the reclining mechanism, form no part of the claimed design.

1 Claim, 2 Drawing Sheets



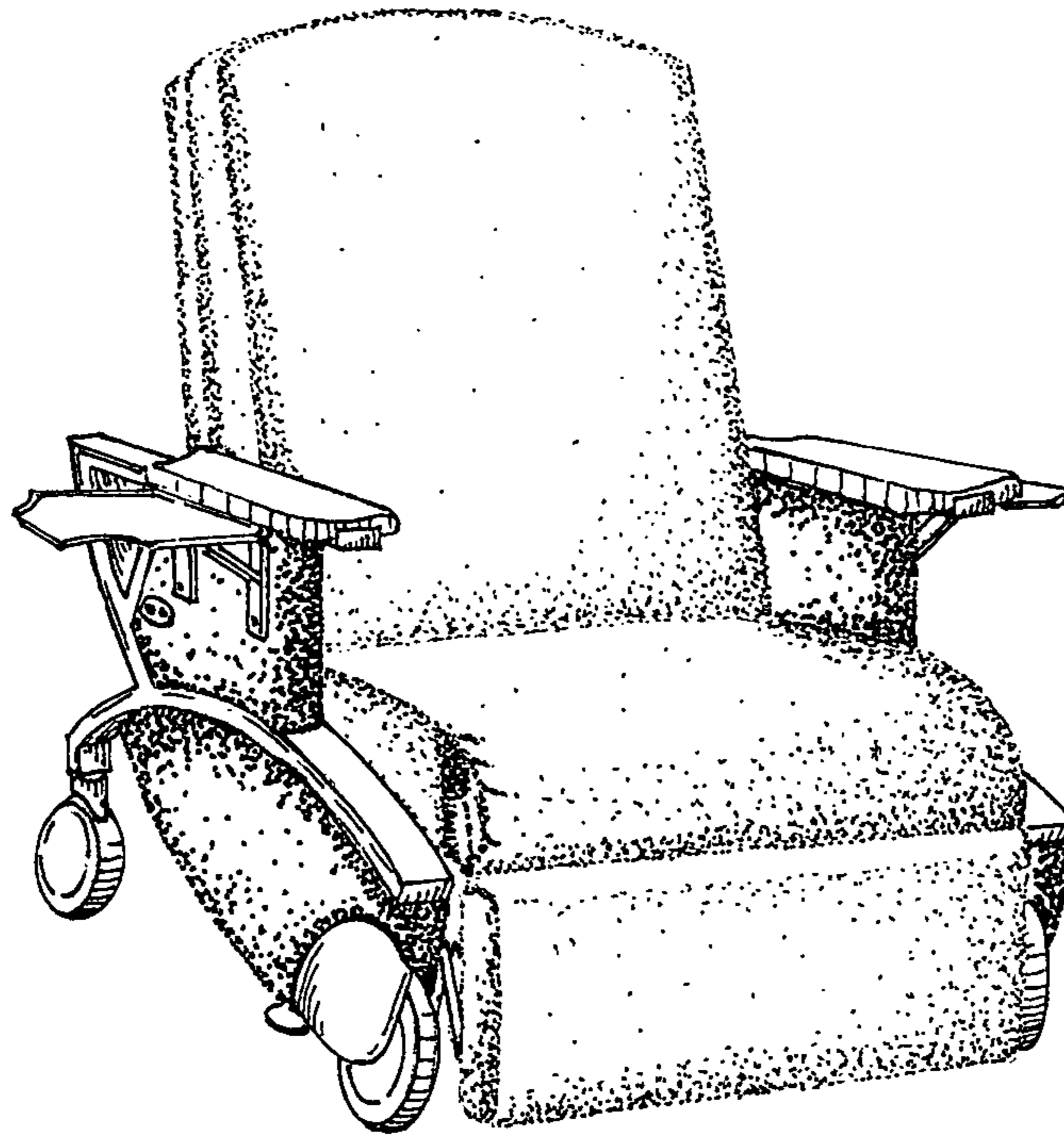


FIG. 1

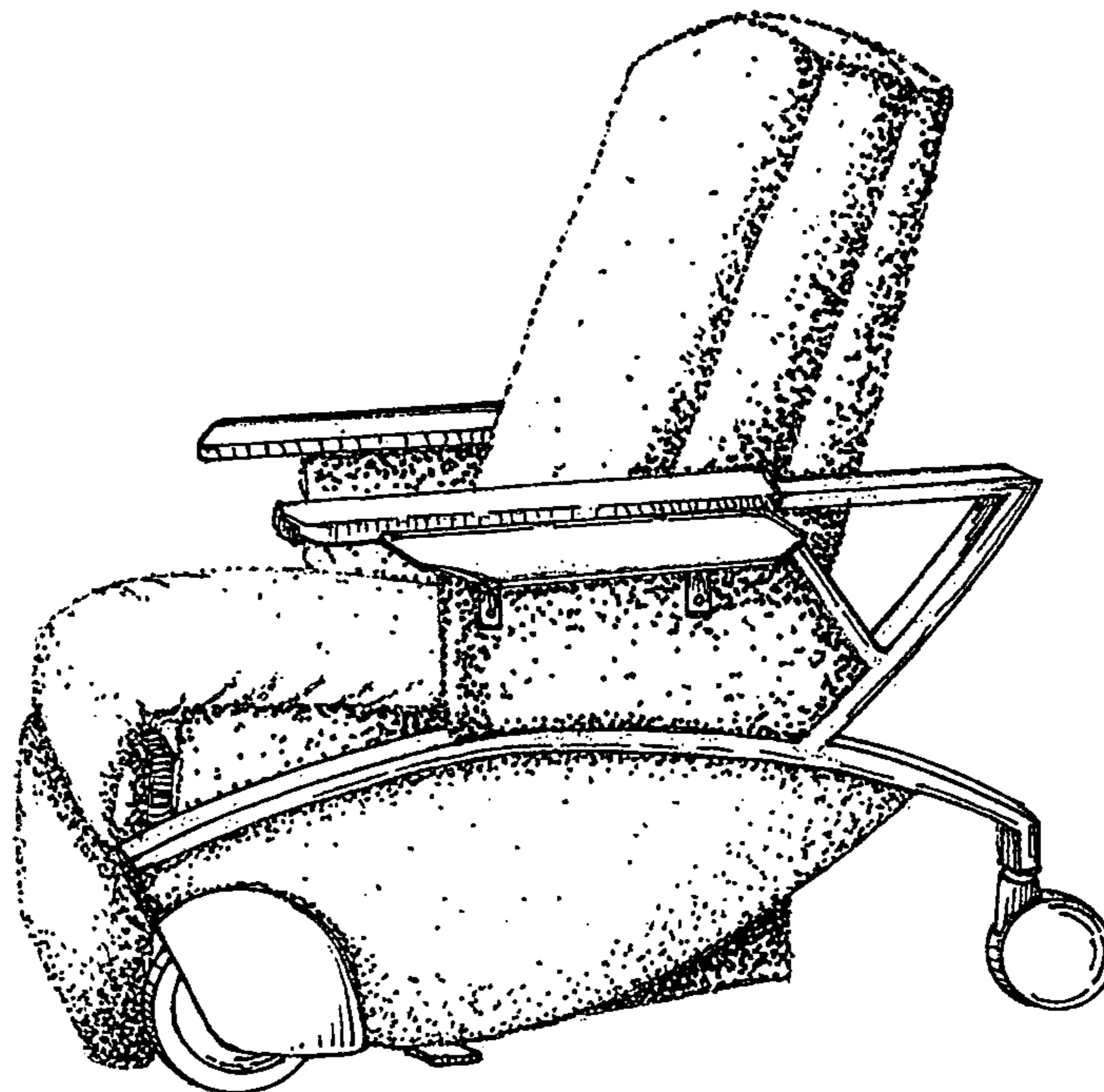


FIG. 2

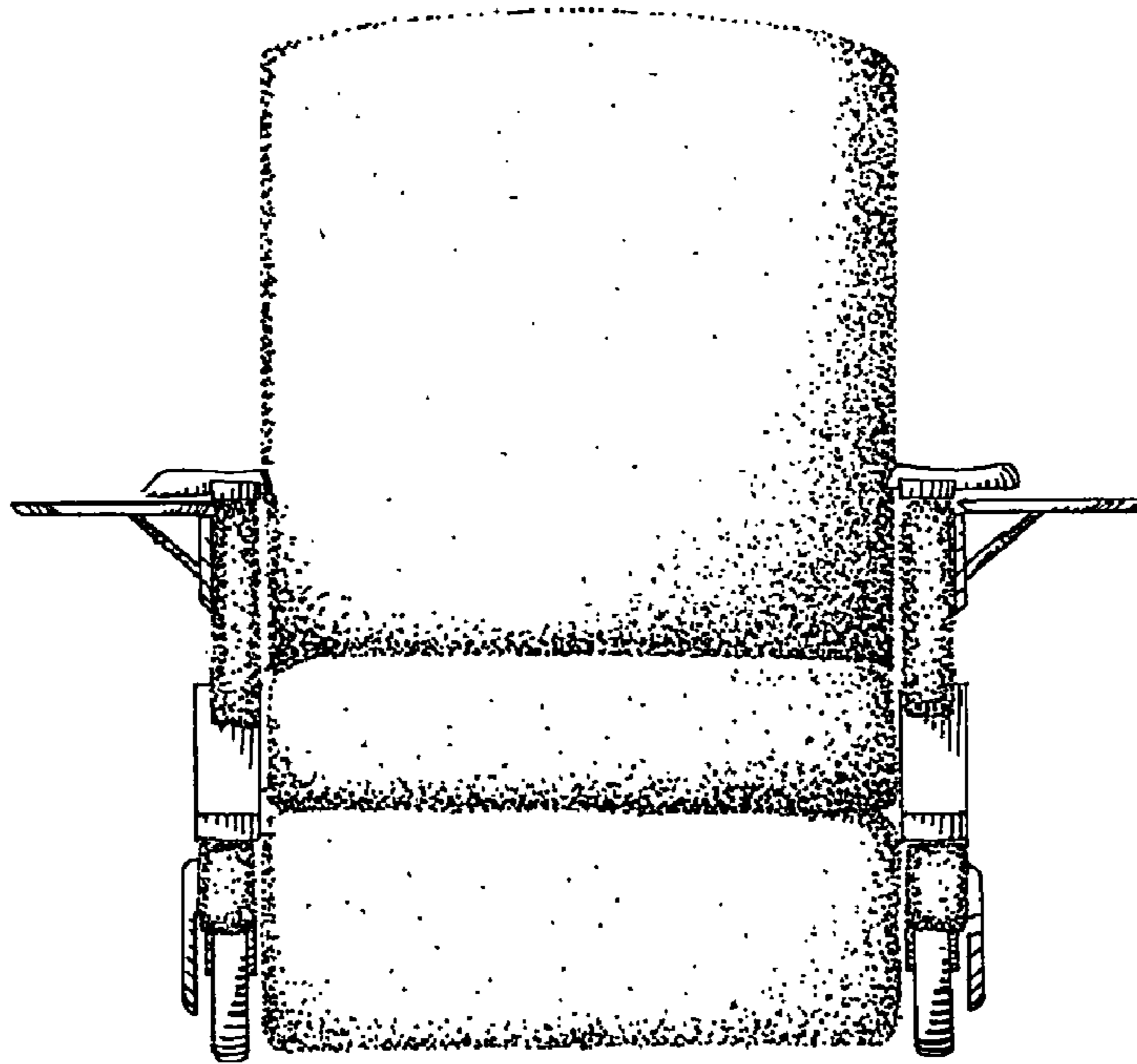


FIG. 3

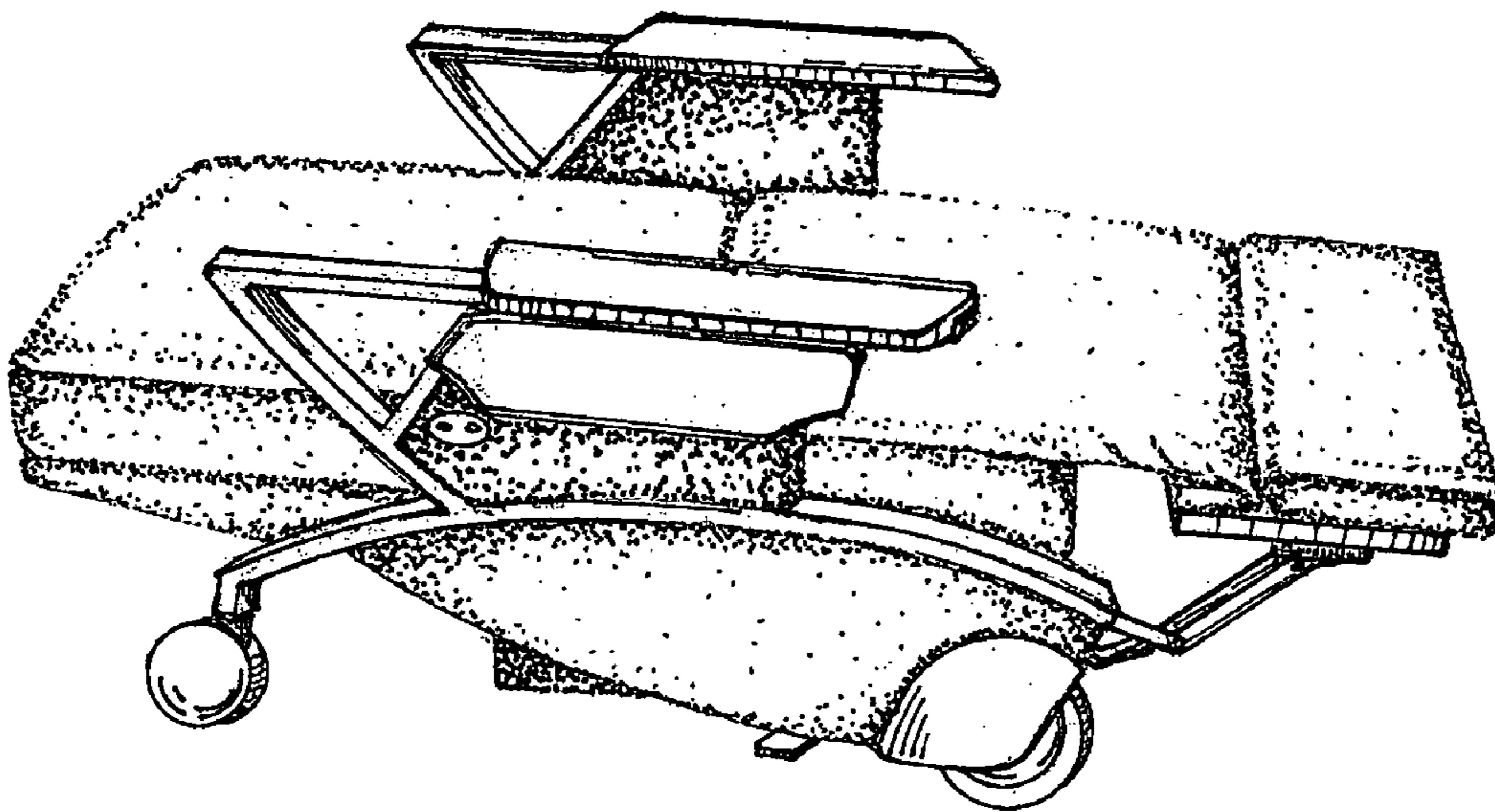


FIG. 4