



US00D677916S

(12) **United States Design Patent**  
**Beckenbach**

(10) **Patent No.:** **US D677,916 S**  
(45) **Date of Patent:** **\*\* Mar. 19, 2013**

(54) **VEHICLE RALLYE SEAT**

(75) Inventor: **Martin Beckenbach**, Newark, NY (US)

(73) Assignee: **Legendary Auto Interiors**, Newark, NY (US)

(\*\*) Term: **14 Years**

(21) Appl. No.: **29/428,990**

(22) Filed: **Aug. 6, 2012**

(51) **LOC (9) Cl.** ..... **06-01**

(52) **U.S. Cl.** ..... **D6/356**

(58) **Field of Classification Search** ..... D6/334-336,  
D6/356, 366, 367, 368, 374, 375, 379, 500-502;  
297/353, 452.21, 452.24, 452.25, 452.26,  
297/452.29, 452.32, 452.34, 452.35, 452.37,  
297/452.48

See application file for complete search history.

(56) **References Cited**

**U.S. PATENT DOCUMENTS**

3,844,614	A	*	10/1974	Babbs	.....	297/452.37
D257,748	S	*	1/1981	Smith	.....	D6/356
D279,437	S		7/1985	Downey, Jr.		
D358,262	S	*	5/1995	Smoczynski	.....	D6/356
D371,008	S	*	6/1996	Stulik	.....	D6/356
D420,817	S		2/2000	Lieberman et al.		
D421,189	S		2/2000	Lieberman et al.		
D422,154	S		4/2000	Lieberman et al.		

D428,719	S	*	8/2000	Fick et al.	.....	D6/356
D452,404	S		12/2001	Cameron		
D466,707	S		12/2002	Wu		
D483,191	S		12/2003	Murphy		
D502,610	S		3/2005	Murphy		
D504,784	S	*	5/2005	Hahn et al.	.....	D6/356
D516,824	S		3/2006	Murphy		
D534,731	S	*	1/2007	Fretschner et al.	.....	D6/356
D577,921	S	*	10/2008	Tanaka et al.	.....	D6/356
D663,962	S	*	7/2012	Muelder	.....	D6/356
2008/0284231	A1	*	11/2008	Takei et al.	.....	297/452.48

\* cited by examiner

*Primary Examiner* — Mimoso De

(74) *Attorney, Agent, or Firm* — Frederick J. M. Price; Bond, Schoeneck & King

(57) **CLAIM**

The ornamental design for a vehicle rallye seat, as shown and described.

**DESCRIPTION**

FIG. 1 is a left front perspective view of a new and ornamental design for a vehicle rallye seat;

FIG. 2 is a right side view thereof, and it being understood that the left side view is not needed as it is a mirror image of the right side view;

FIG. 3 is a front view thereof;

FIG. 4 is a back view thereof; and,

FIG. 5 is a top plan view thereof.

**1 Claim, 3 Drawing Sheets**

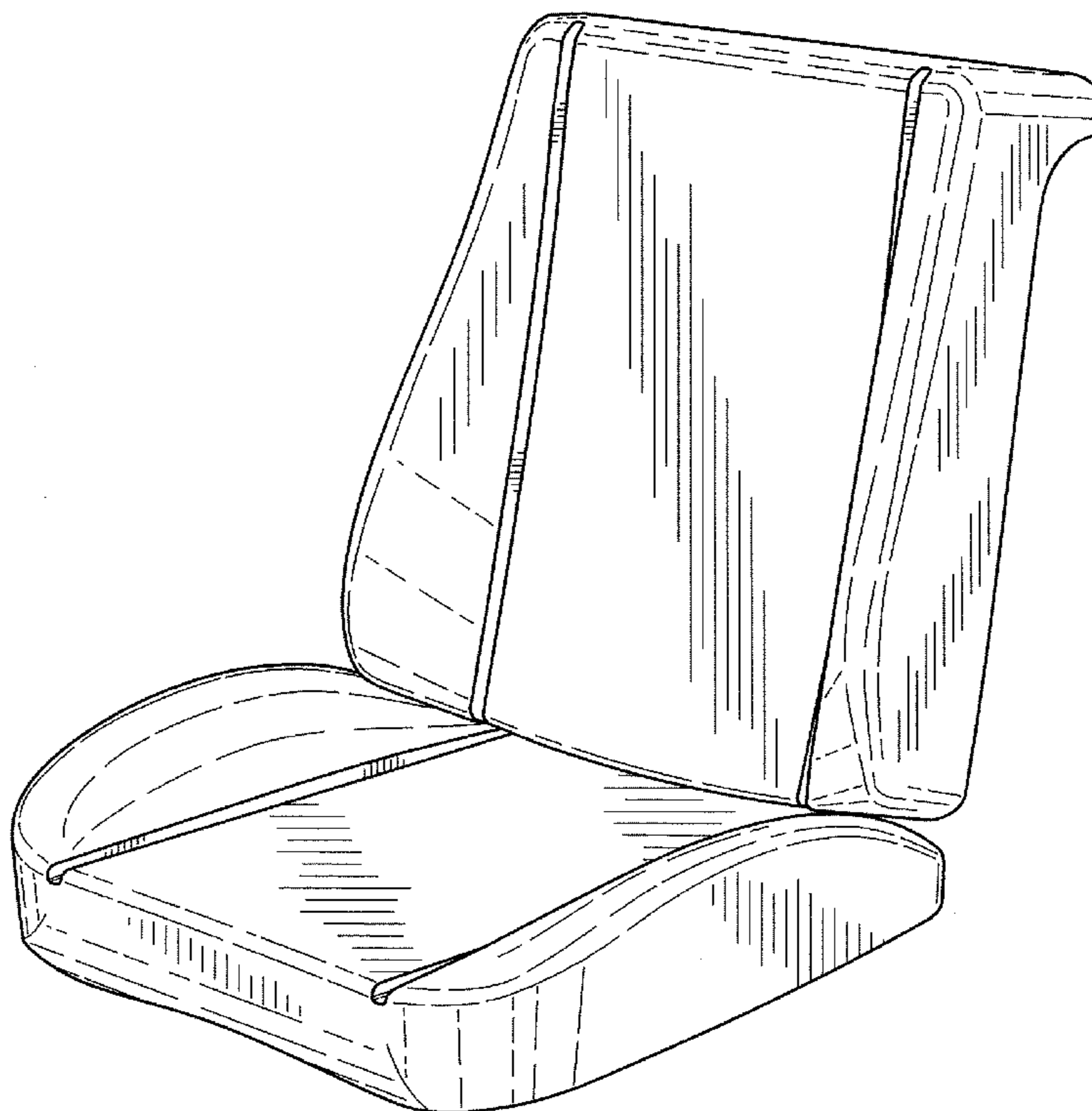


Fig. 1

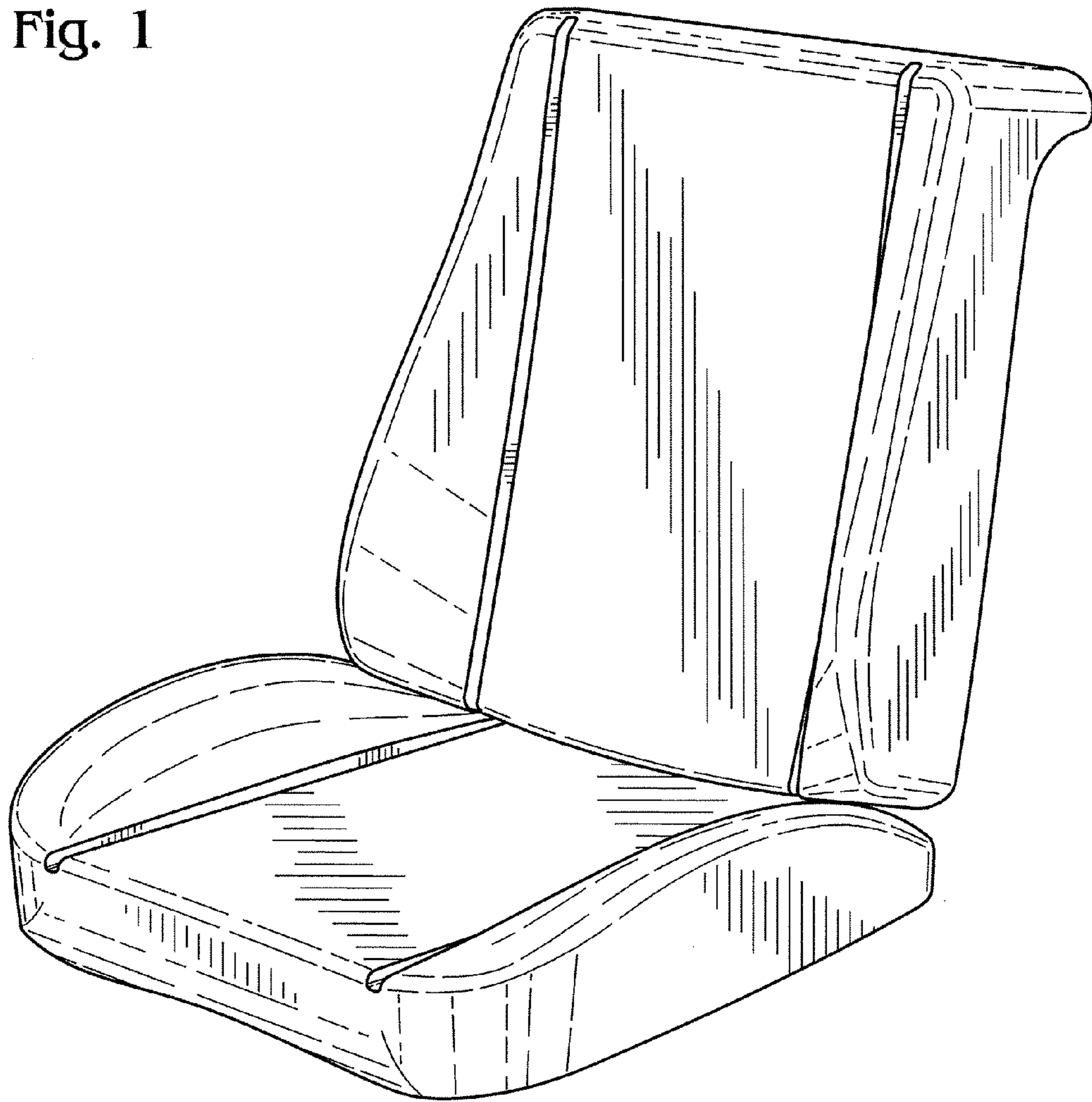


Fig. 2

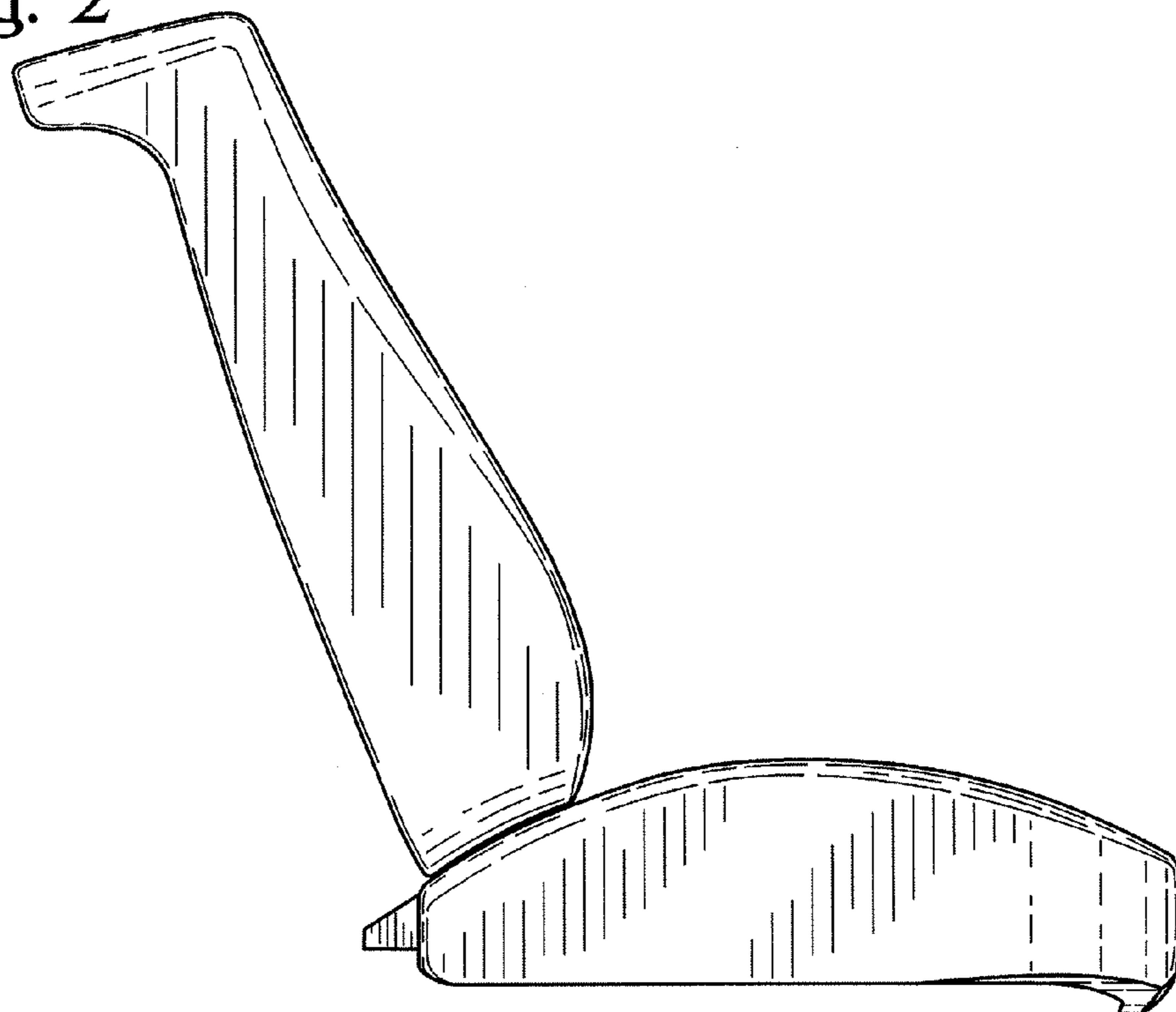


Fig. 3

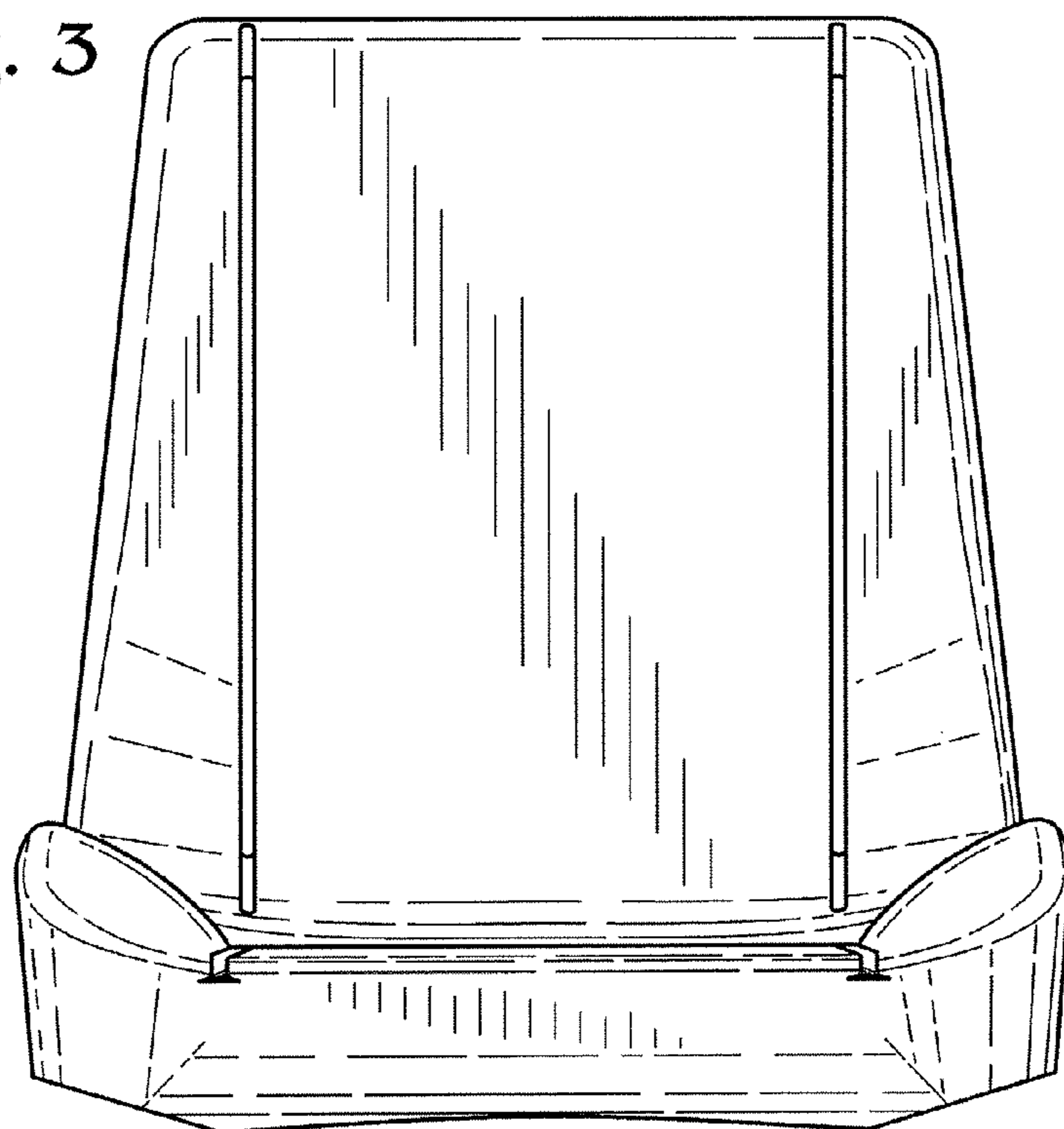


Fig. 5

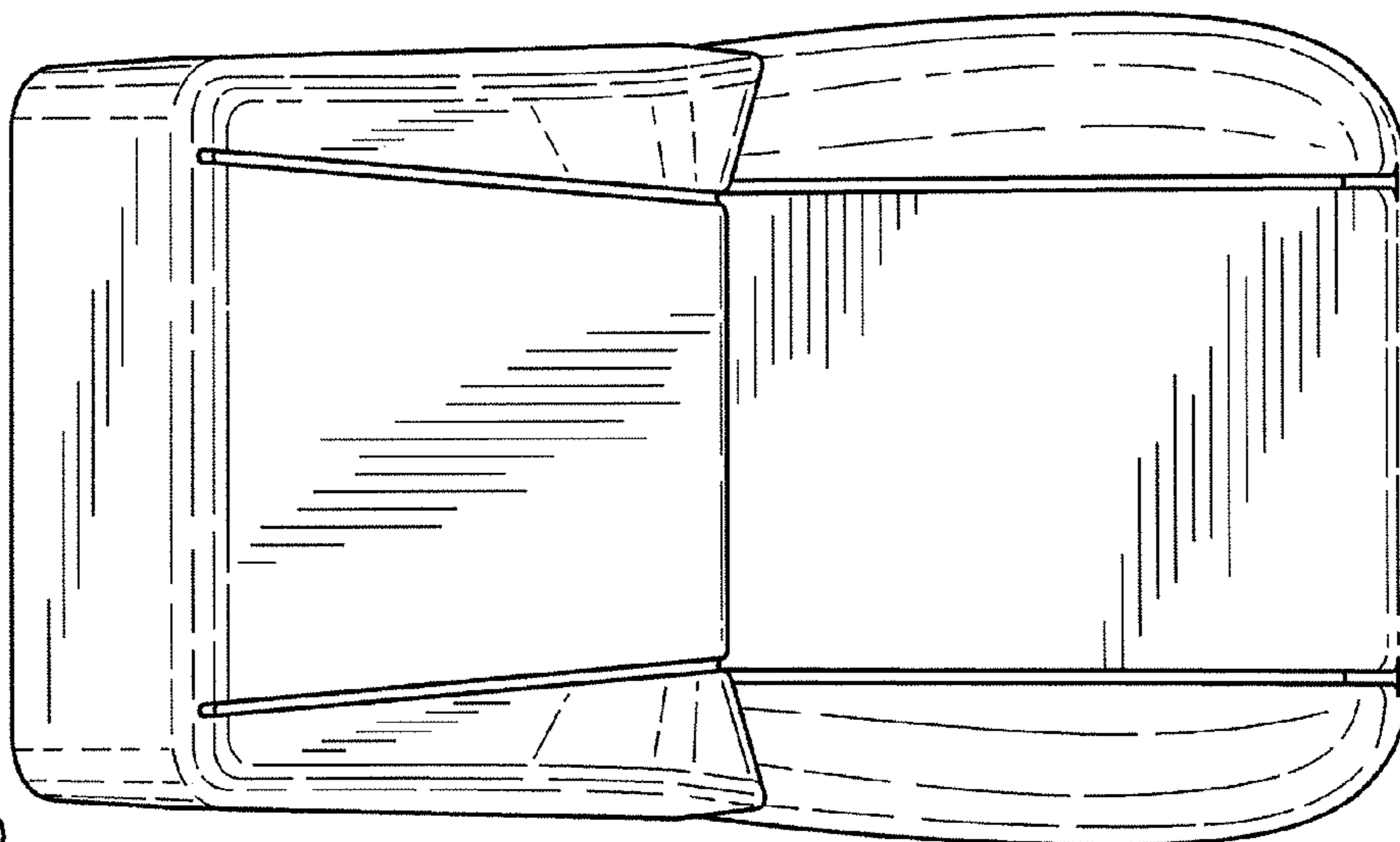


Fig. 4

