



US00D677857S

(12) **United States Design Patent**
Hoffmann

(10) **Patent No.:** **US D677,857 S**
(45) **Date of Patent:** **** Mar. 19, 2013**

- (54) **SCARF**
- (71) Applicant: **Robert Hoffmann**, Ipswich, MA (US)
- (72) Inventor: **Robert Hoffmann**, Ipswich, MA (US)
- (**) Term: **14 Years**
- (21) Appl. No.: **29/433,619**
- (22) Filed: **Oct. 2, 2012**

4,631,753	A *	12/1986	Ehring	2/85
4,706,304	A *	11/1987	Jones	2/91
4,977,622	A *	12/1990	Schley	2/59
D349,387	S *	8/1994	Crabbe	D2/610
D387,886	S *	12/1997	Smith et al.	D2/610
D469,945	S *	2/2003	Mayer	D2/720
6,941,579	B2 *	9/2005	Tanenbaum	2/123
D516,256	S *	2/2006	Dymburt	D30/145
7,467,423	B1 *	12/2008	Tawfik	2/207

* cited by examiner

Primary Examiner — Karen E Eldridge Powers
(74) *Attorney, Agent, or Firm* — Wolf, Greenfield & Sacks, P.C.

Related U.S. Application Data

- (62) Division of application No. 29/418,369, filed on Apr. 16, 2012, now Pat. No. Des. 670,888.
- (51) **LOC (9) Cl.** **02-05**
- (52) **U.S. Cl.** **D2/502**
- (58) **Field of Classification Search** D2/500, D2/501, 502, 503, 504, 505, 506, 507, 508, D2/600, 602, 603, 604, 605, 606, 607, 608, D2/609, 610, 614, 615, 616, 617, 622, 627, D2/628, 629, 631, 632; D6/598; 2/59, 91, 2/92, 123, 124, 125, 158, 159, 162, 170, 2/207, 208, 144, 145, 146, 147, 148, 149, 2/150, 151, 152.1, 153, 154, 155, 156, 157
See application file for complete search history.

(57) **CLAIM**
The ornamental design for scarf, as shown and described.

DESCRIPTION

FIG. 1 is a front elevational view of a first embodiment of the scarf, the rear elevational view being a mirror image thereof; FIG. 2 is a top plan view of the scarf shown in FIG. 1, the bottom plan view being a mirror image thereof; FIG. 3 is a left end view of the scarf shown in FIG. 1, the right end view being a mirror image thereof; FIG. 4 is a front elevational view of a second embodiment of the scarf, the rear elevational view being a mirror image thereof; and, FIG. 5 is a top plan view of the scarf shown in FIG. 4, the bottom plan view being a mirror image thereof, and wherein the left end view of the scarf shown in FIGS. 4 and 5 is identical to the scarf shown in FIG. 3, and the right end view being a mirror image thereof.

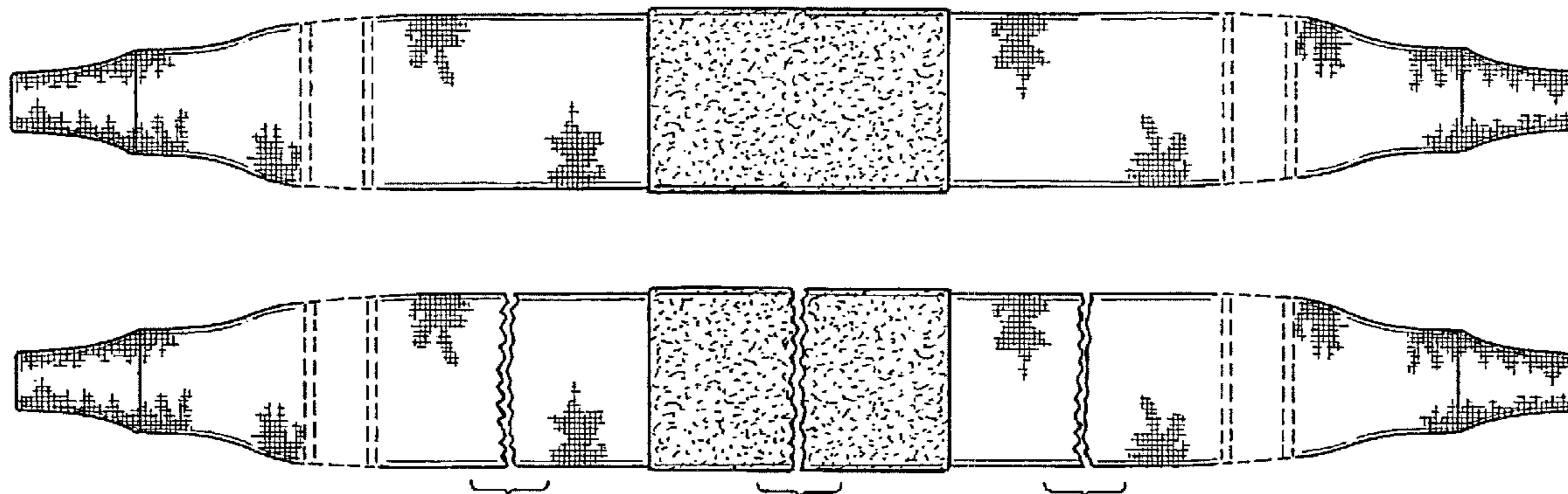
The features of the article shown in broken lines in the drawings form no part of the claimed design. The bracketed separations shown in FIGS. 4 and 5 indicate that the precise length of the scarf at these points is not claimed.

(56) **References Cited**

U.S. PATENT DOCUMENTS

410,600	A *	9/1889	Mills	66/172 R
699,802	A *	5/1902	Mendelsohn	2/170
1,157,341	A *	10/1915	Tallerday	2/91
1,508,834	A *	9/1924	Cohen	2/97
1,612,757	A *	12/1926	Wells	2/162
2,150,069	A *	3/1939	Koleno	2/59
4,315,504	A *	2/1982	Drennan et al.	128/892
4,488,315	A *	12/1984	Hoerlein	2/91
4,559,647	A *	12/1985	Smith et al.	2/158

1 Claim, 2 Drawing Sheets






Fig. 1



Fig. 2



Fig. 3

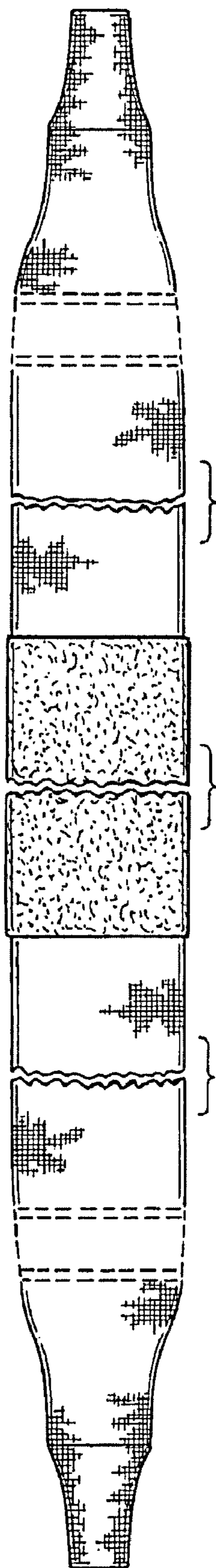


Fig. 4



Fig. 5