



US00D677849S

(12) **United States Design Patent**  
**Petersen**

(10) **Patent No.:** **US D677,849 S**  
(45) **Date of Patent:** **\*\* Mar. 12, 2013**

(54) **WASTE SCOOP**

(75) Inventor: **Troy Petersen**, Rosemount, MN (US)

(73) Assignee: **Royal Pet Incorporated**, Inver Grove Heights, MN (US)

(\*\*) Term: **14 Years**

(21) Appl. No.: **29/425,018**

(22) Filed: **Jun. 19, 2012**

(51) **LOC (9) Cl.** ..... **07-05**

(52) **U.S. Cl.** ..... **D32/74**

(58) **Field of Classification Search** ..... D32/74,  
D32/41; D30/162; D7/691, 688; D4/116;  
15/257.5, 257.3, 257.2; 403/241; 294/1.1,  
294/49

See application file for complete search history.

(56) **References Cited**

**U.S. PATENT DOCUMENTS**

3,345,670	A *	10/1967	Charie	.....	15/257.1
3,562,840	A *	2/1971	Meszaros	.....	15/257.4
3,868,135	A *	2/1975	Magliaro	.....	294/1.5
5,039,149	A *	8/1991	Gish	.....	294/1.4
D333,888	S *	3/1993	Visser	.....	D30/162
D339,437	S *	9/1993	Hinderer	.....	D32/74
5,367,737	A *	11/1994	Vosbikian et al.	.....	15/257.2
5,473,790	A *	12/1995	Desmarais	.....	15/257.7
D409,804	S *	5/1999	Nunes	.....	D30/162
D422,389	S *	4/2000	Gay	.....	D32/74
D426,353	S *	6/2000	Renforth	.....	D30/162

6,733,056	B2 *	5/2004	Daniele	.....	294/212
D493,265	S *	7/2004	Libman et al.	.....	D32/74
7,047,907	B1 *	5/2006	Johnston	.....	119/867
D543,426	S *	5/2007	Donaldson	.....	D8/10
D602,214	S *	10/2009	Petersen	.....	D30/162
D602,657	S *	10/2009	Petersen	.....	D30/162
D633,267	S *	2/2011	Caleca	.....	D32/74
D636,139	S *	4/2011	Jones et al.	.....	D32/74
D643,985	S *	8/2011	Dedrick	.....	D32/74

\* cited by examiner

*Primary Examiner* — Austin Murphy

(74) *Attorney, Agent, or Firm* — Peter J. Ims; Westman, Champlin & Kelly, P.A.

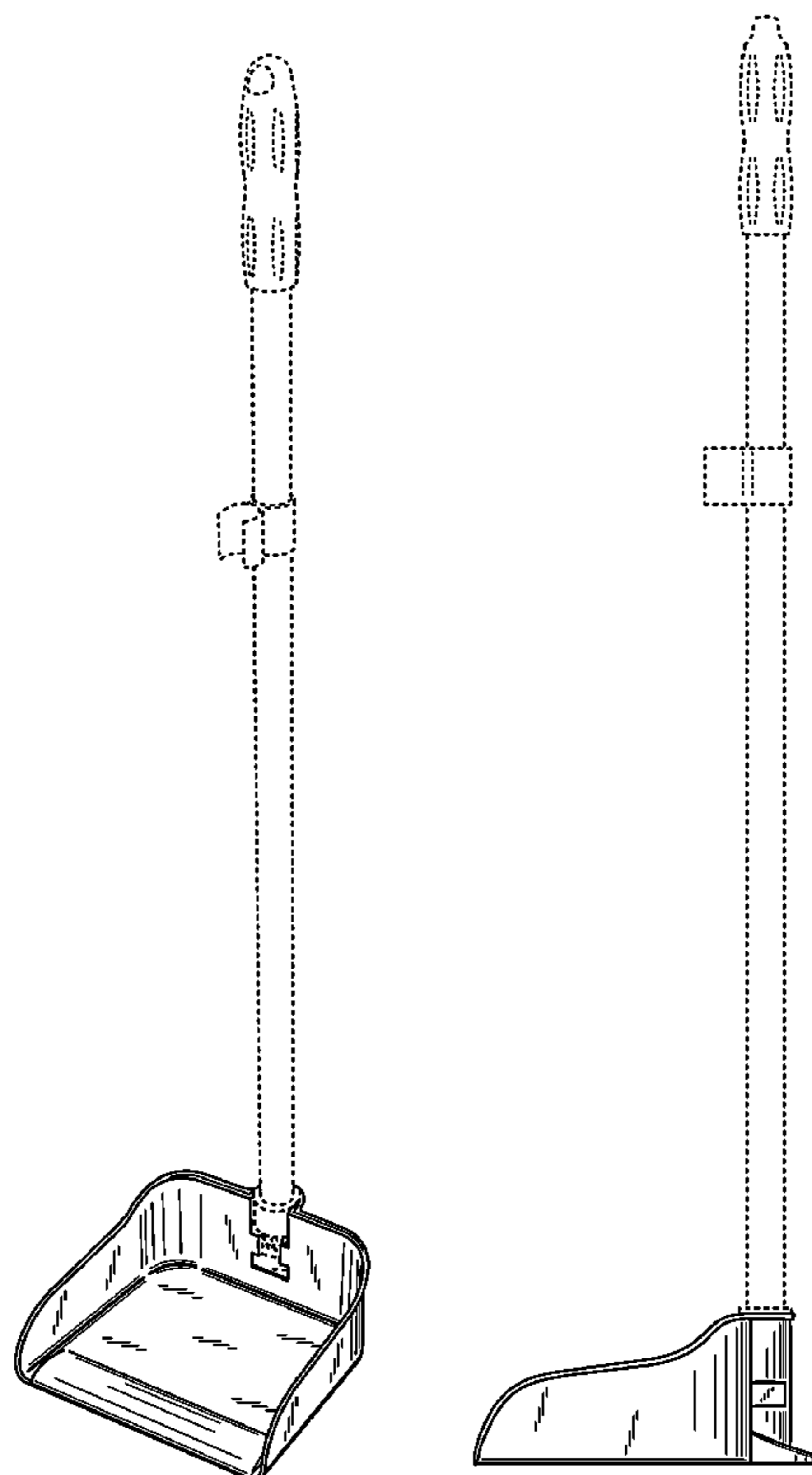
(57) **CLAIM**


The ornamental design for a waste scoop, as shown and described.

**DESCRIPTION**


FIG. 1 is a perspective view of the waste scoop.  
FIG. 2 is a front view of the waste scoop.  
FIG. 3 is a right side view of the waste scoop.  
FIG. 4 is a left side view of the waste scoop.  
FIG. 5 is a bottom view of the waste scoop.  
FIG. 6 is a top view of the waste scoop; and,  
FIG. 7 is a bottom view of the waste scoop.  
The broken lines are for illustrative purposes only and form no part of the claimed design.

**1 Claim, 3 Drawing Sheets**

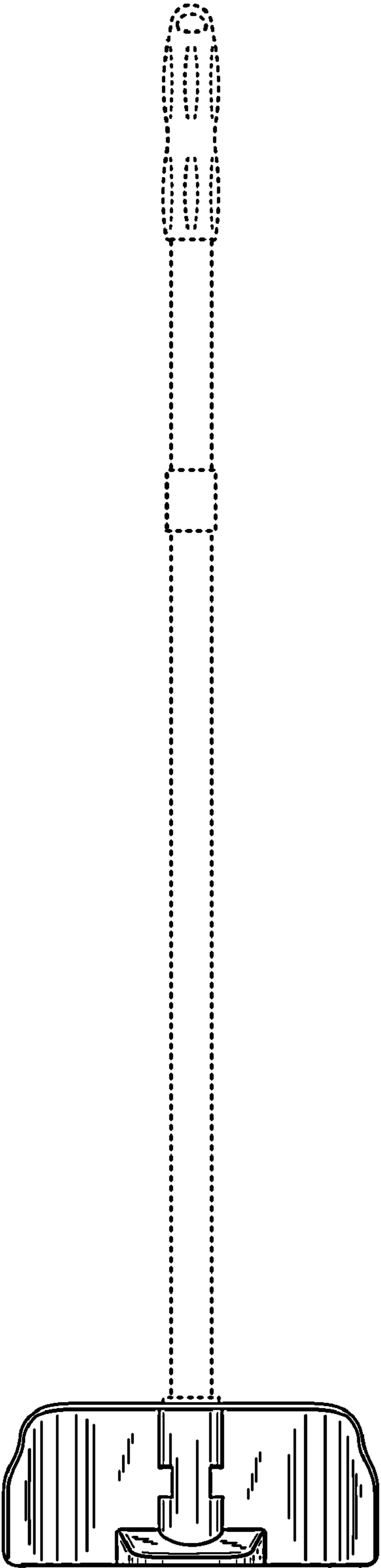





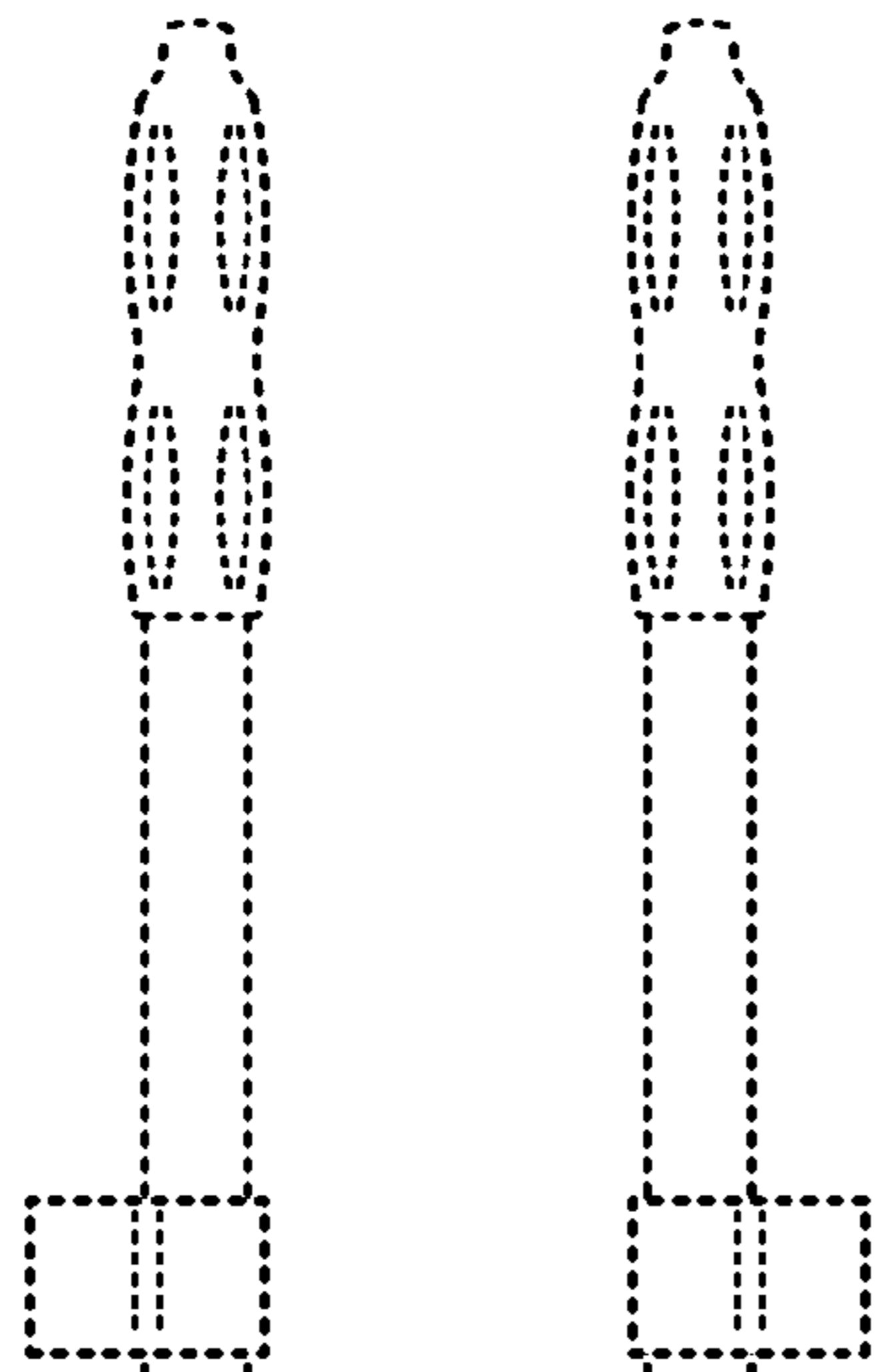
*Fig. 1*




*Fig. 2*



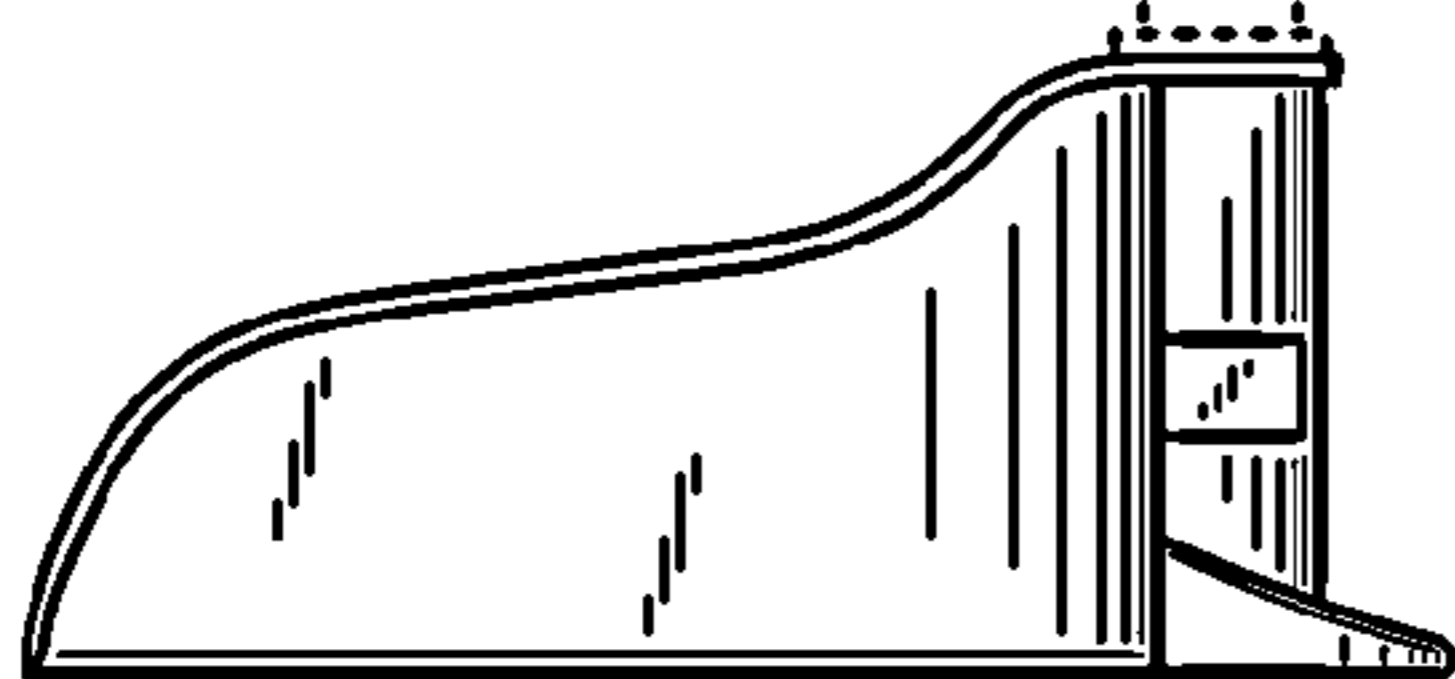
*Fig. 3*



*Fig. 6*



*Fig. 7*



*Fig. 4*



*Fig. 5*