



US00D677848S

(12) **United States Design Patent**
Ediger et al.

(10) **Patent No.:** **US D677,848 S**
(45) **Date of Patent:** **** Mar. 12, 2013**

(54) **STEAM PLATE**
(75) Inventors: **Glen W. Ediger**, North Newton, KS
(US); **Gary P. Israel**, Andover, KS (US)
(73) Assignee: **Vornado Air, LLC**, Andover, KS (US)
(**) Term: **14 Years**

D404,862 S * 1/1999 Johnson D32/50
D493,928 S * 8/2004 Chemtob D32/44
D554,815 S * 11/2007 Harper et al. D32/40
D563,618 S * 3/2008 Jiang et al. D32/50
D574,565 S * 8/2008 Harper et al. D32/50
D585,168 S * 1/2009 Bar-Noy et al. D32/50
D585,612 S * 1/2009 Soller et al. D32/50

* cited by examiner

(21) Appl. No.: **29/381,479**

Primary Examiner — John Windmuller

(22) Filed: **Dec. 20, 2010**

(74) *Attorney, Agent, or Firm* — Advent IP, P.C., L.L.O.

(51) **LOC (9) Cl.** **04-01**

(52) **U.S. Cl.** **D32/50**

(58) **Field of Classification Search** D32/40-45,
D32/50-52; 15/118, 244.1, 244.2, 244.3,
15/244.4, 116.1, 116.2, 119.1, 119.2, 104.9,
15/228

See application file for complete search history.

(57) **CLAIM**

The ornamental design for a steam plate, as shown and described.

DESCRIPTION

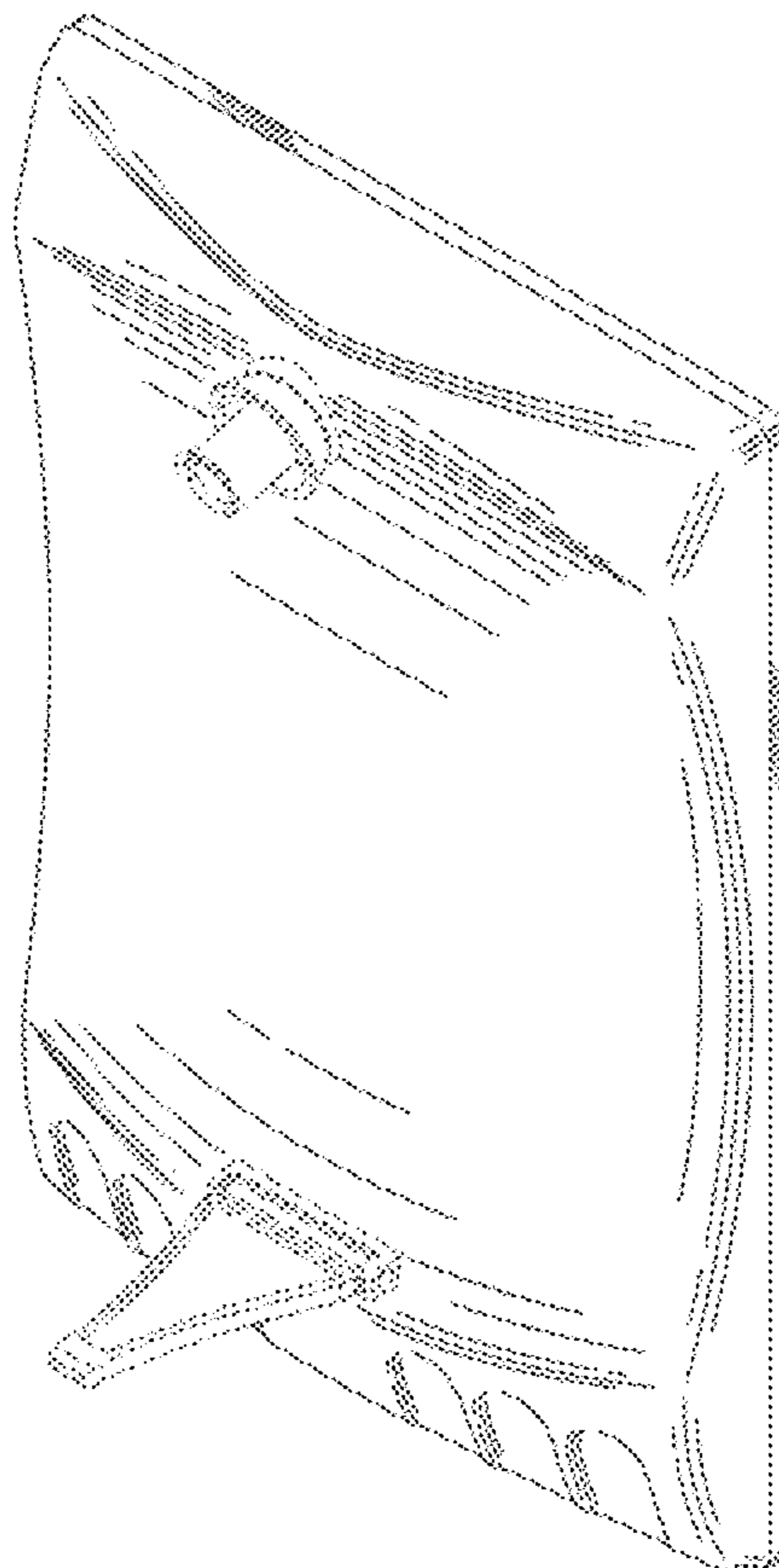
FIG. 1 is a rear right perspective view of the steam plate;
FIG. 2 is a rear plan view of the steam plate;
FIG. 3 is a front plan view of the steam plate of FIG. 1;
FIG. 4 is a left elevation view of the steam plate of FIG. 1;
FIG. 5 is a right elevation view of the steam plate of FIG. 1;
FIG. 6 is a top plan view of the steam plate of FIG. 1; and,
FIG. 7 is a bottom plan view of the steam plate of FIG. 1.
The broken lines in the figures depict portions of the steam
plate that form no part of the claimed design.

(56) **References Cited**

U.S. PATENT DOCUMENTS

D144,222 S * 3/1946 Snyder et al. D32/38
4,044,419 A * 8/1977 Robinson 15/119.2
D294,415 S * 2/1988 Jones D32/44
D391,715 S * 3/1998 Irwin et al. D32/50
D392,433 S * 3/1998 Norris D32/45
D402,776 S * 12/1998 Carlson D32/50

1 Claim, 7 Drawing Sheets



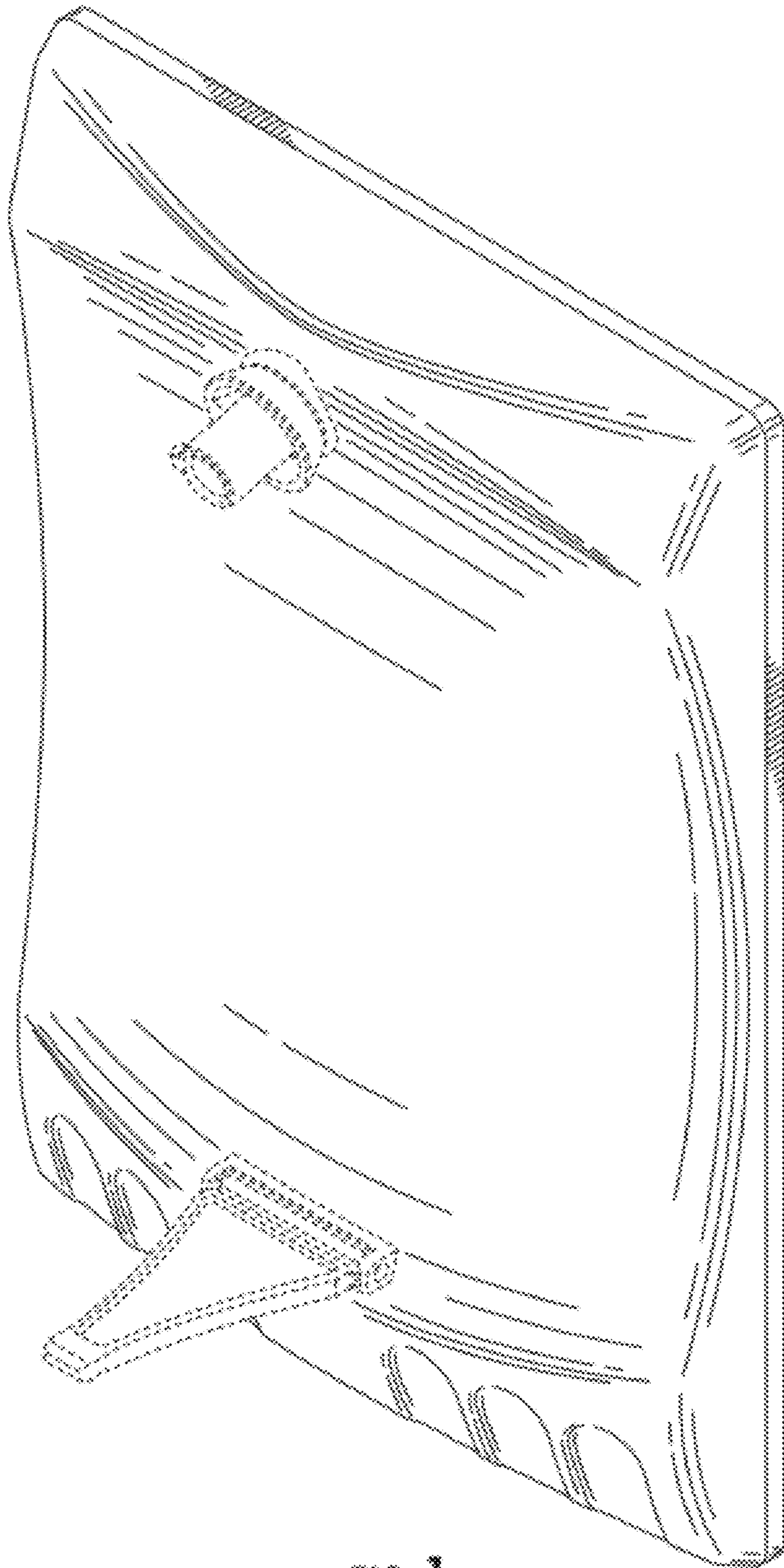


FIG. 1




FIG. 2




FIG. 3

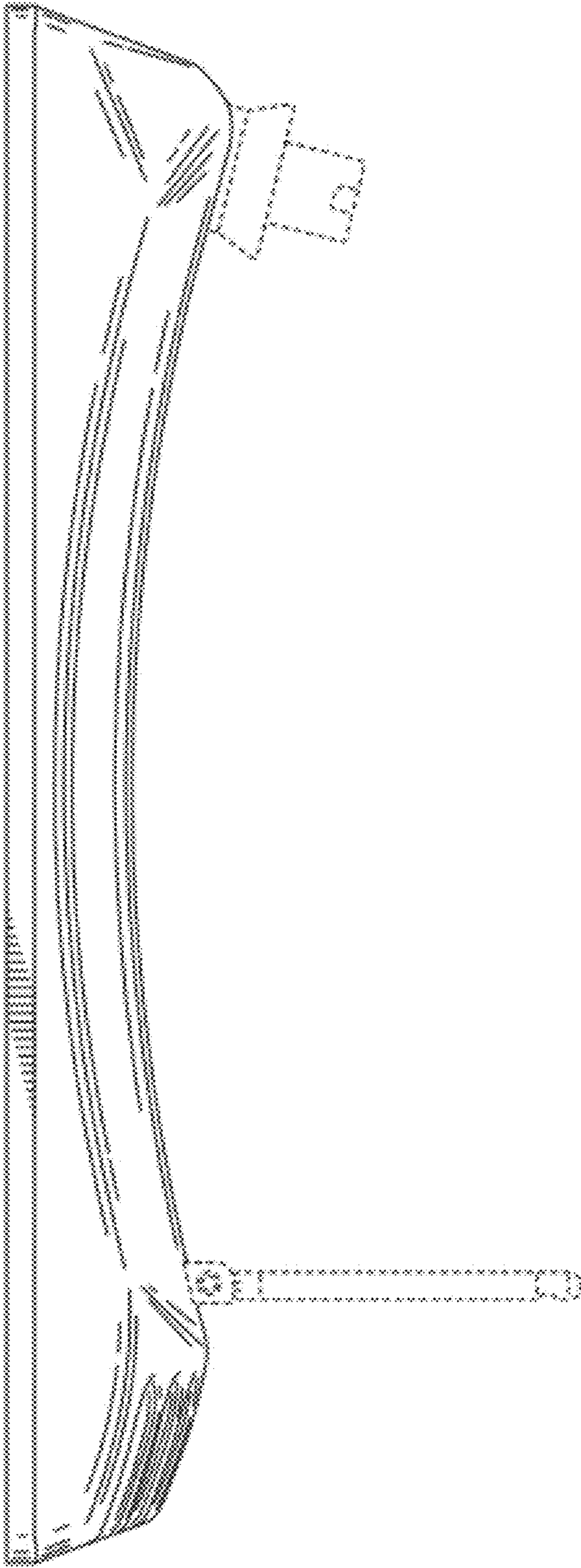


FIG. 4

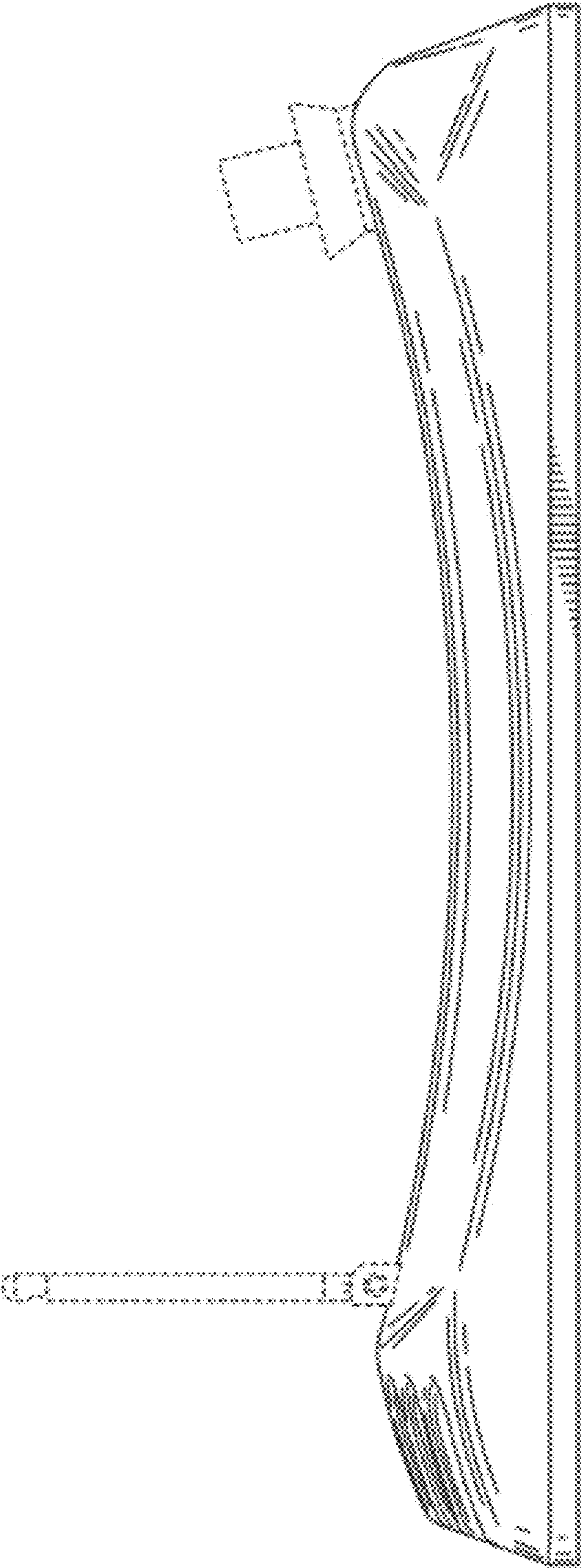


FIG. 5

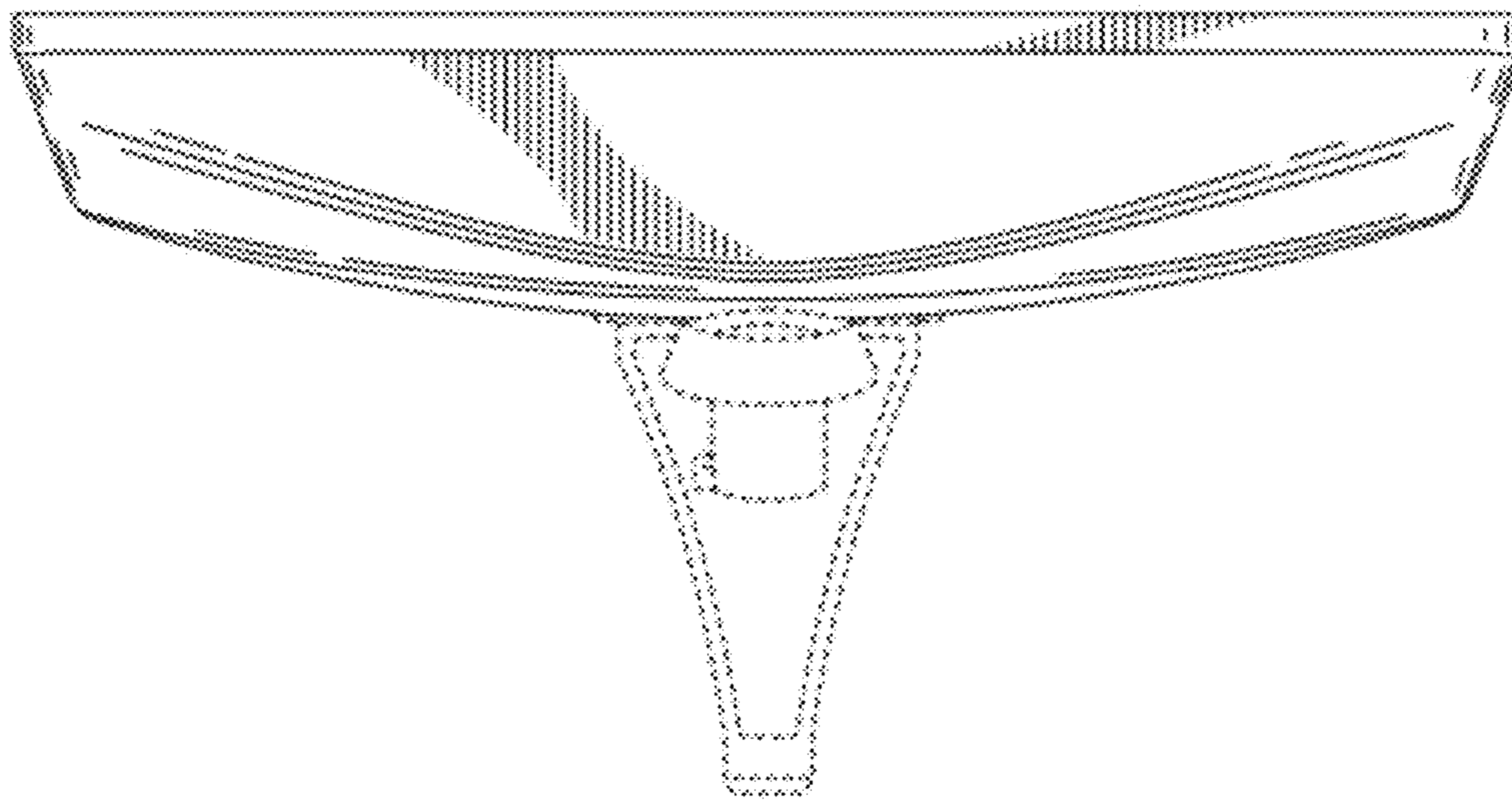


FIG. 6

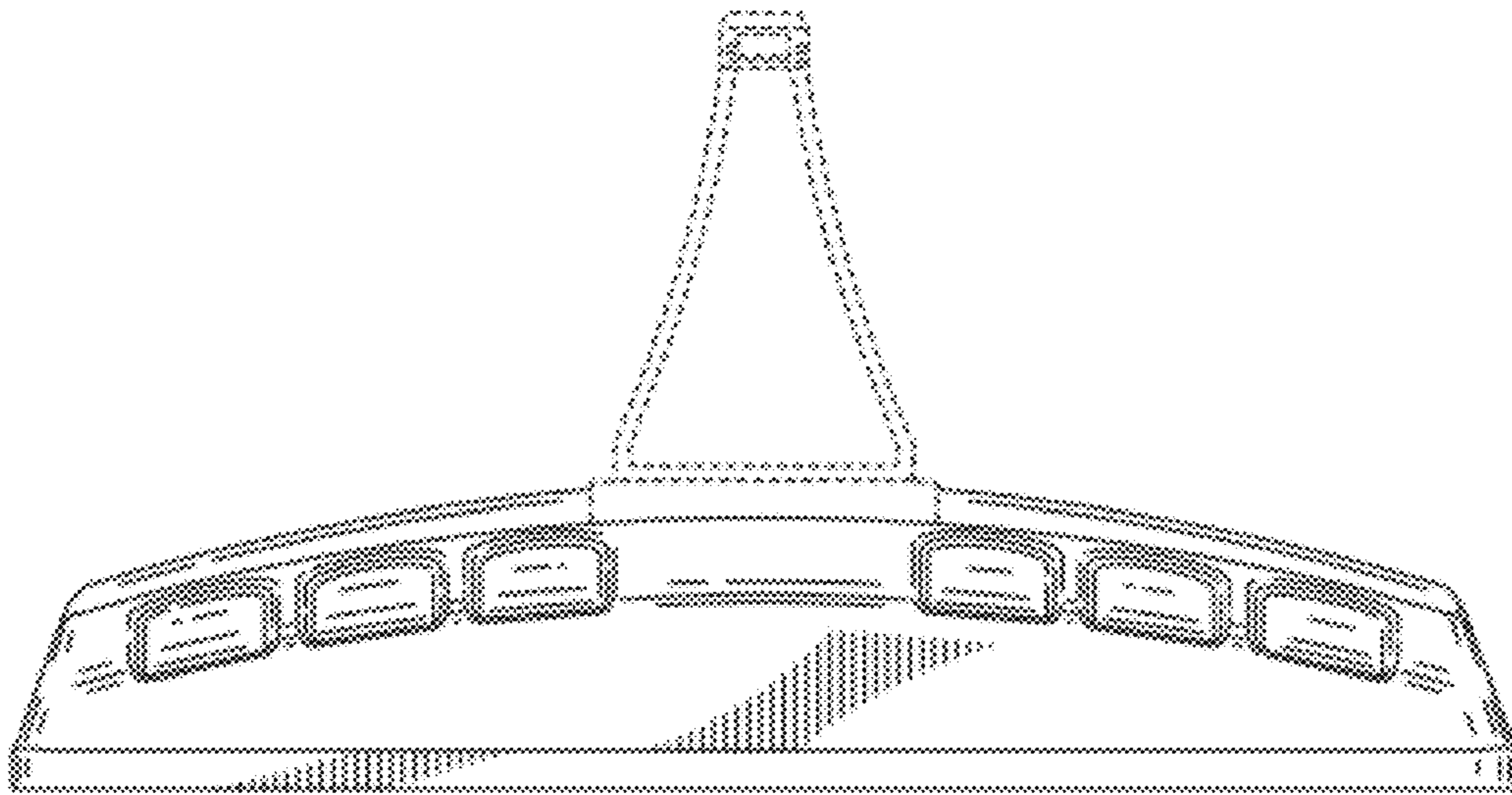


FIG. 7