



US00D677844S

(12) **United States Design Patent**  
**Nicora et al.**

(10) **Patent No.:** **US D677,844 S**  
(45) **Date of Patent:** **\*\* Mar. 12, 2013**

(54) **VACUUM CLEANER**

(75) Inventors: **Marco Nicora**, Lecco (IT); **Manuel Tavano**, San Donato Milanese (IT); **Yanbin Hu**, Suzhou (CN); **Ying-Tsao Tan**, Suzhou (CN)

(73) Assignee: **Hoover Limited**, Pentrebach, Wales (GB)

(\*\*) Term: **14 Years**

(21) Appl. No.: **29/374,002**

(22) Filed: **Jun. 20, 2011**

(30) **Foreign Application Priority Data**

Dec. 20, 2010 (EM) ..... 001795840

(51) **LOC (9) Cl.** ..... **15-05**

(52) **U.S. Cl.** ..... **D32/22**

(58) **Field of Classification Search** ..... D32/17-18, D32/22, 31; 15/320-321, 350-354, 415.1-422, 15/329, 344, 361, 410-411, 347, 1.7, DIG. 1; 55/DIG. 3

See application file for complete search history.

(56) **References Cited**

**U.S. PATENT DOCUMENTS**

D418,266 S \* 12/1999 Medema et al. .... D32/22  
D456,964 S \* 5/2002 Alford et al. .... D32/31

D483,160 S \* 12/2003 Houghton ..... D32/22  
D574,563 S \* 8/2008 Fjellman et al. .... D32/22  
D615,717 S \* 5/2010 Butts et al. .... D32/22  
7,797,792 B2 \* 9/2010 Cipolla et al. .... 15/353  
D643,980 S \* 8/2011 Kim et al. .... D32/22  
D646,856 S \* 10/2011 Breit et al. .... D32/22  
D646,857 S \* 10/2011 Spencer et al. .... D32/22  
D654,233 S \* 2/2012 Kim ..... D32/22  
2007/0130723 A1 \* 6/2007 Kelly ..... 15/410  
2010/0175219 A1 \* 7/2010 Soen et al. .... 15/353  
2011/0289719 A1 \* 12/2011 Han et al. .... 15/344

\* cited by examiner

*Primary Examiner* — Ruth McInroy

(74) *Attorney, Agent, or Firm* — T D. Paulius

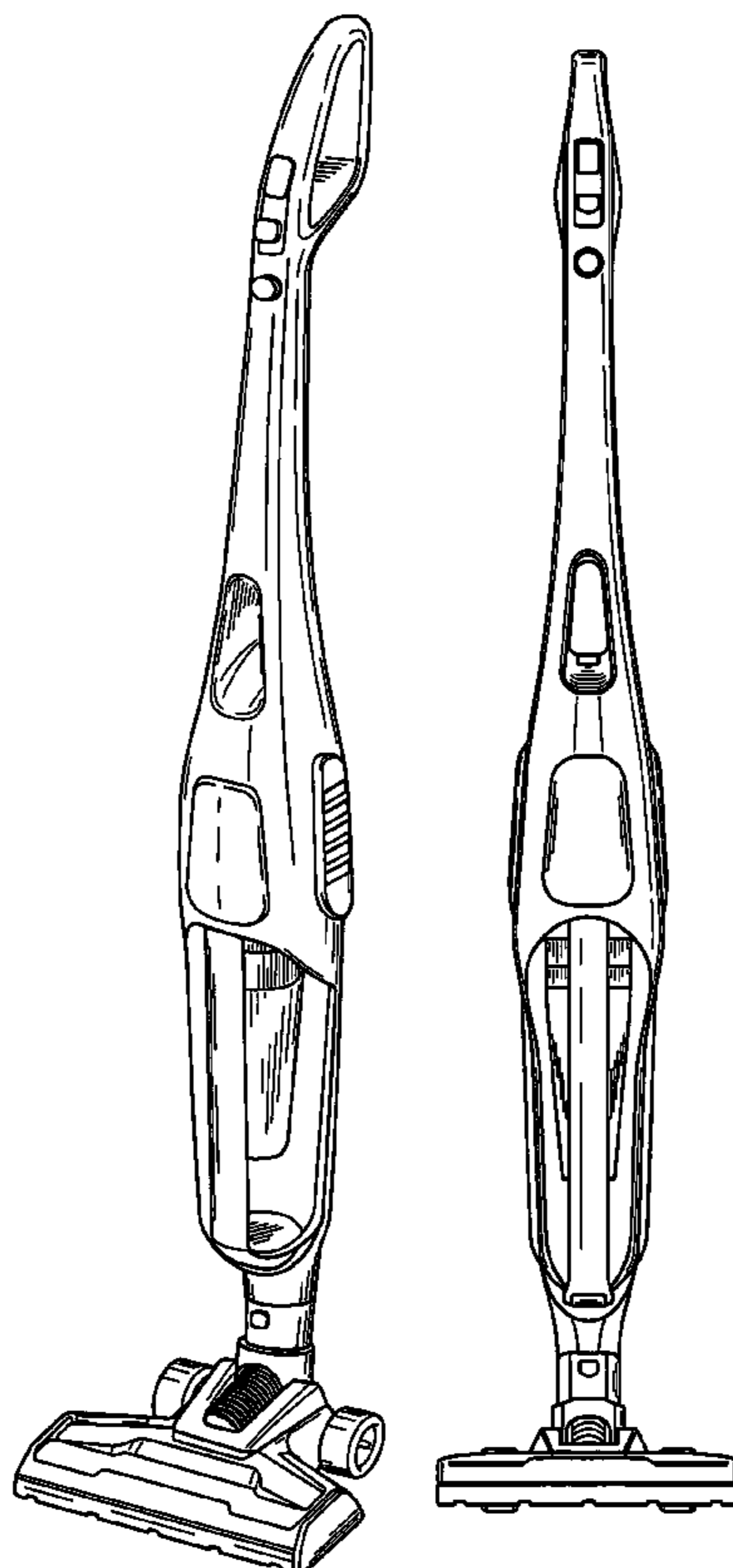
(57) **CLAIM**

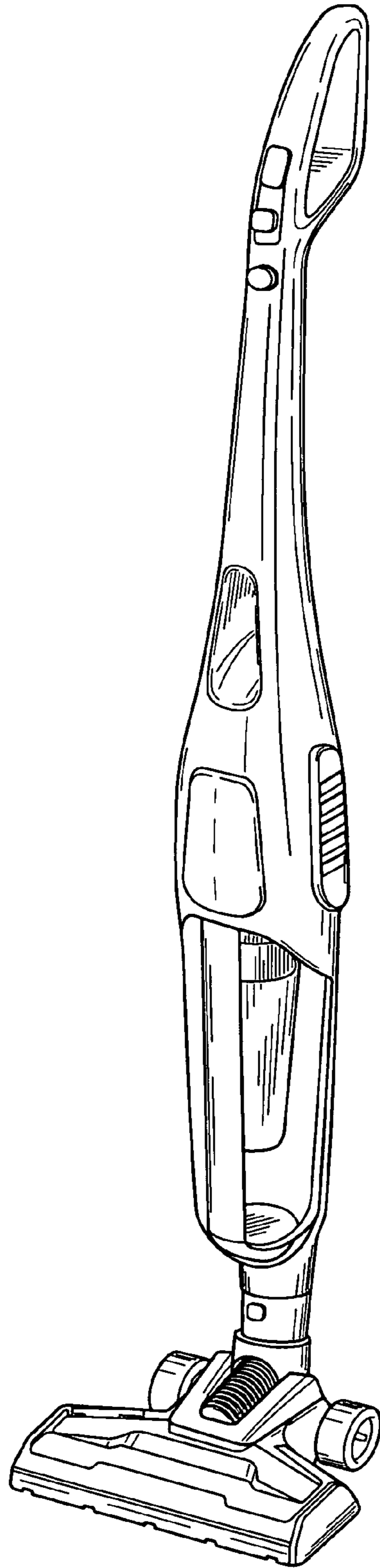
We claim the ornamental design for a vacuum cleaner, as shown and described.

**DESCRIPTION**

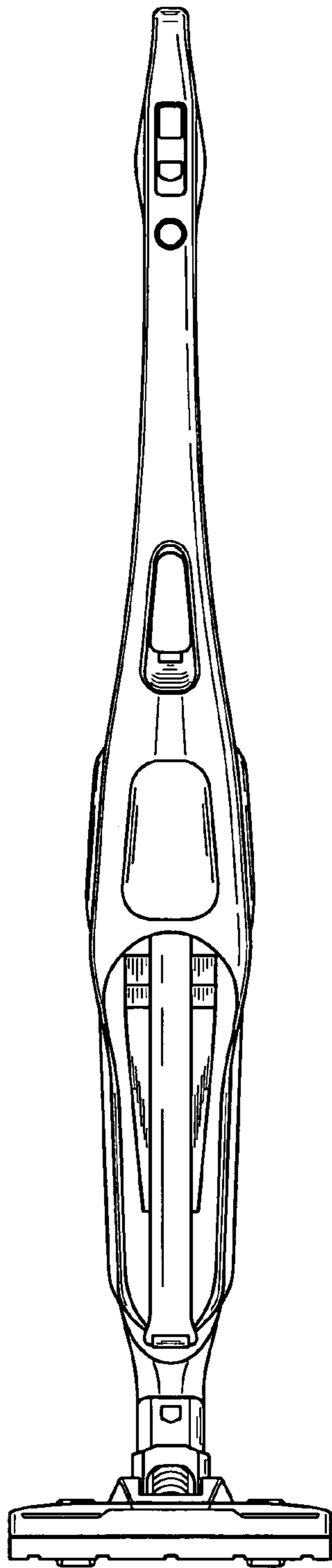
FIG. 1 is a front, top and right perspective view of a vacuum cleaner showing our new design; FIG. 2 is front elevation view thereof; FIG. 3 is a rear elevation view thereof; FIG. 4 is a right side elevation view thereof; FIG. 5 is a bottom plan view thereof; and, FIG. 6 is a top plan view thereof.

**1 Claim, 4 Drawing Sheets**

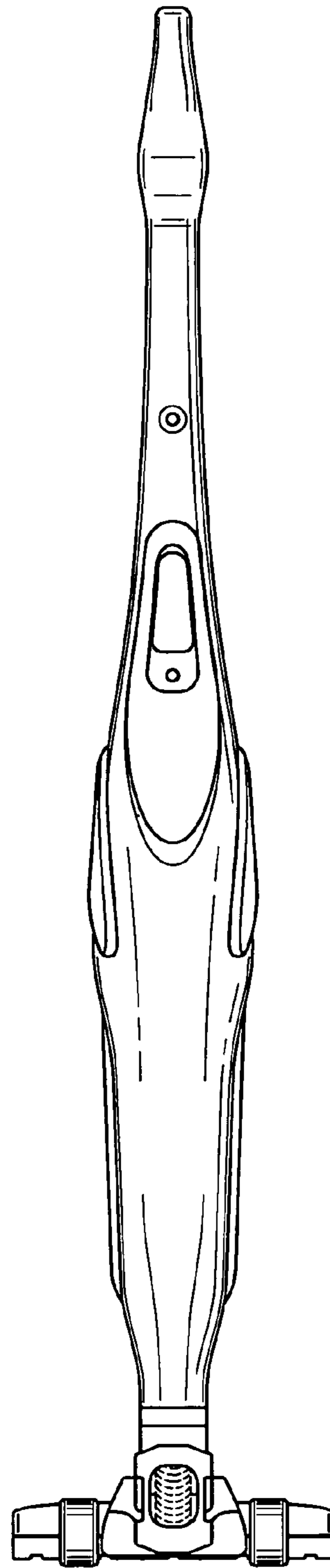




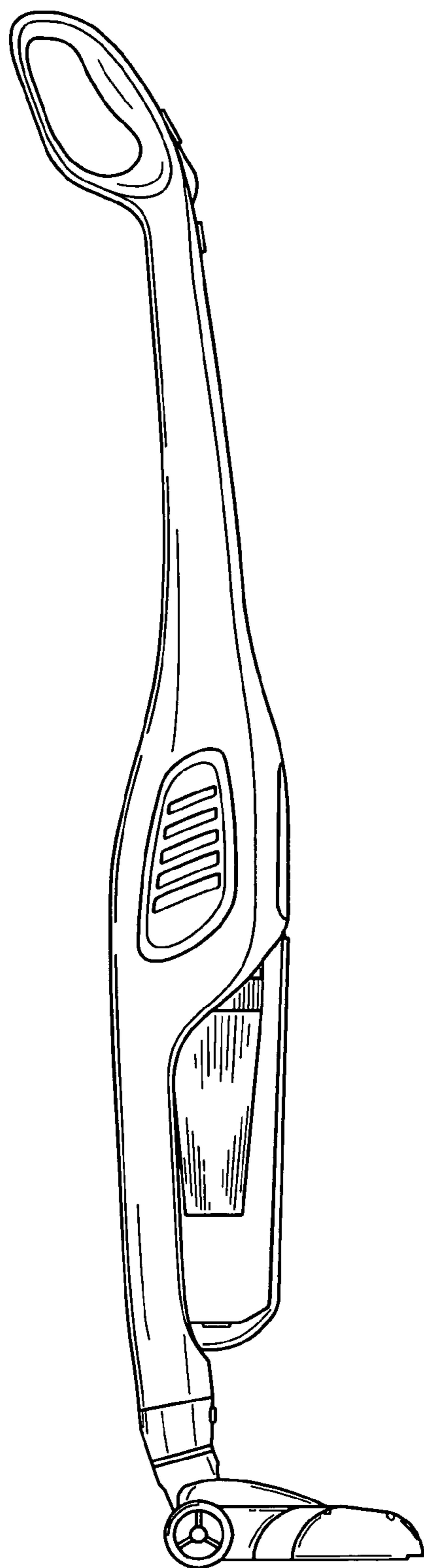
**FIG. 1**



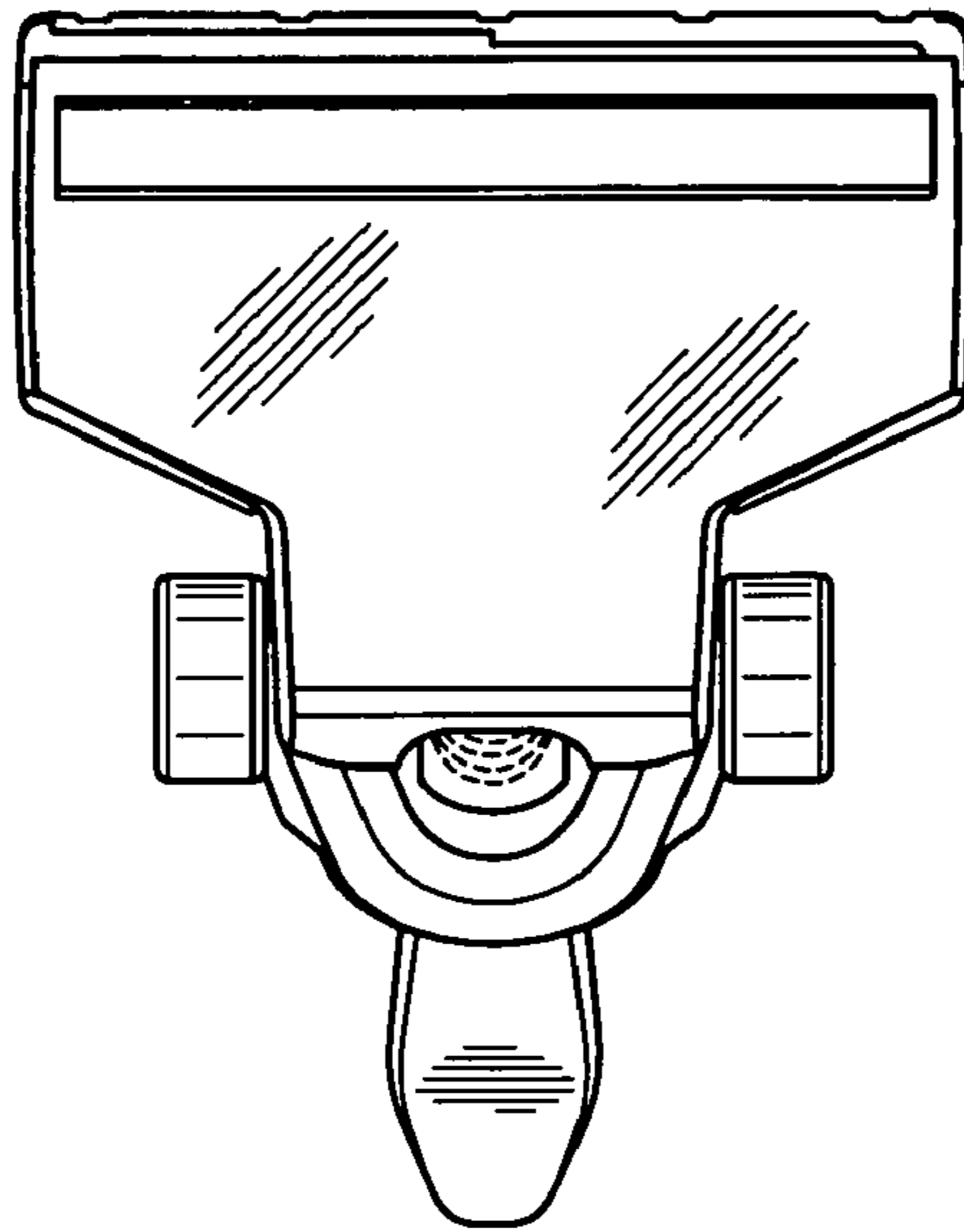
**FIG. 2**



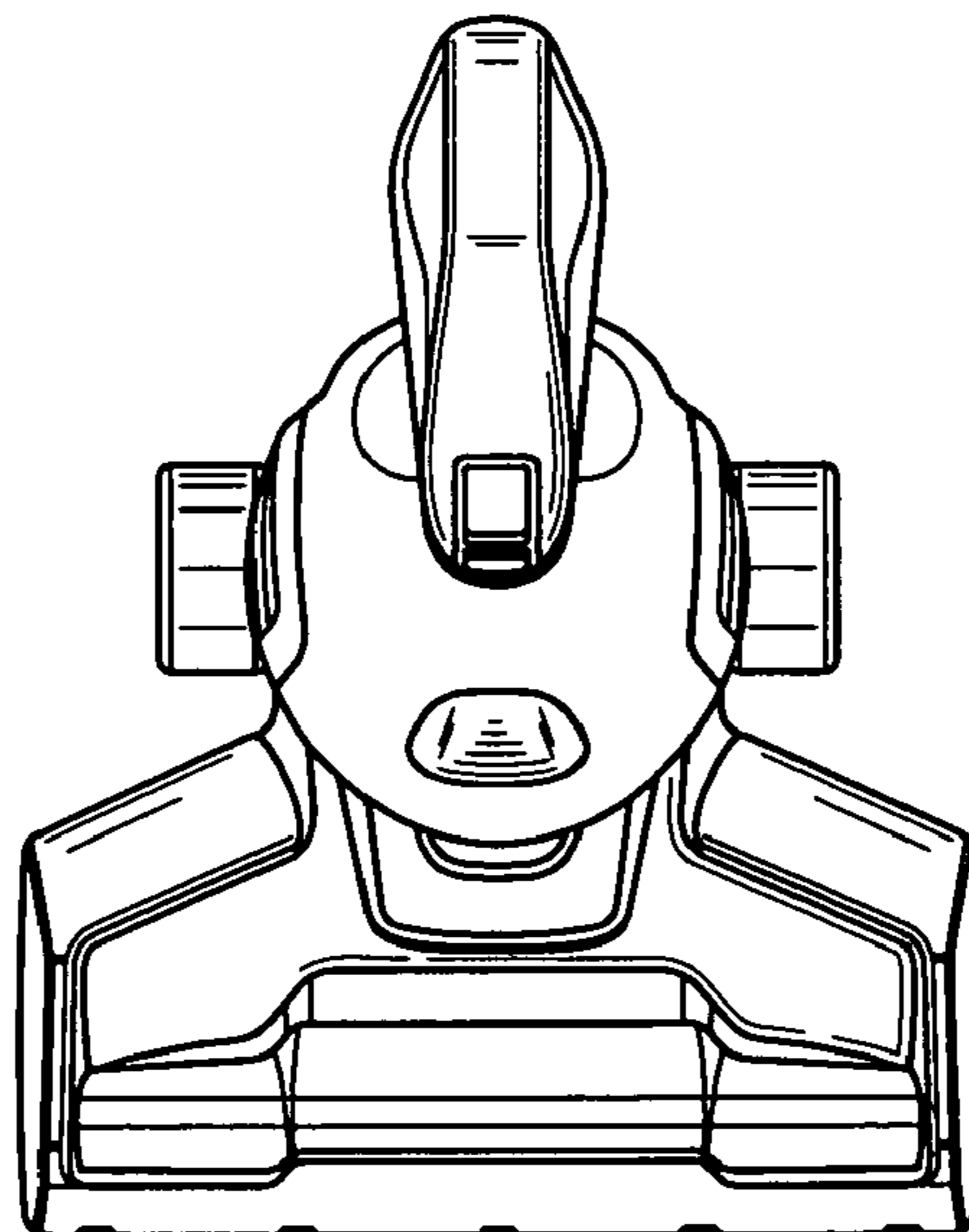
**FIG. 3**



**FIG. 4**



**FIG. 5**



**FIG. 6**