



US00D677830S

(12) **United States Design Patent**
Daniels

(10) **Patent No.:** **US D677,830 S**
(45) **Date of Patent:** **** Mar. 12, 2013**

(54) **CHARGER BASE UNIT FOR ELECTRIC CANDLELIGHT**

(75) Inventor: **Wilfried Johan Paul Ferdinand Daniels**, Sint Truiden (BE)

(73) Assignee: **Koninklijke Philips Electronics N.V.**, Eindhoven (NL)

(**) Term: **14 Years**

(21) Appl. No.: **29/400,137**

(22) Filed: **Aug. 24, 2011**

(30) **Foreign Application Priority Data**

Feb. 24, 2011 (EM) 001826157-0002

(51) **LOC (9) Cl.** **13-01**

(52) **U.S. Cl.** **D26/108; D26/102**

(58) **Field of Classification Search** D26/1, D26/16, 22, 24, 93, 94, 102, 105; 362/3, 362/153, 186, 217, 255, 257, 277, 317, 351, 362/353, 362, 363, 382, 431, 433, 458, 806; D13/108; 320/107-115; 439/534; 361/679, 361/683, 686; D14/434; D8/349; D7/619.1
See application file for complete search history.

(56) **References Cited**

U.S. PATENT DOCUMENTS

D393,780 S * 4/1998 Stocco D7/619.1
D398,215 S * 9/1998 Richter D8/349

D406,379 S * 3/1999 Andrews D26/96
D474,853 S * 5/2003 Wu D26/94
D485,390 S * 1/2004 Stancik et al. D26/105
D492,443 S * 6/2004 Smith et al. D26/102
D500,162 S * 12/2004 Huang D26/105
D520,447 S * 5/2006 Liu D13/108
D523,810 S * 6/2006 Doong D13/108
D567,993 S * 4/2008 Shiu D26/102
D575,289 S * 8/2008 Kuo et al. D14/434
D609,636 S * 2/2010 Jensen D13/108
D629,355 S * 12/2010 Bodley et al. D13/108
D638,020 S * 5/2011 Johnson et al. D13/108
D644,783 S * 9/2011 Chen D26/105
D653,206 S * 1/2012 Heine et al. D13/108
D661,009 S * 5/2012 Bennett et al. D26/93

* cited by examiner

Primary Examiner — Brian N Vinson

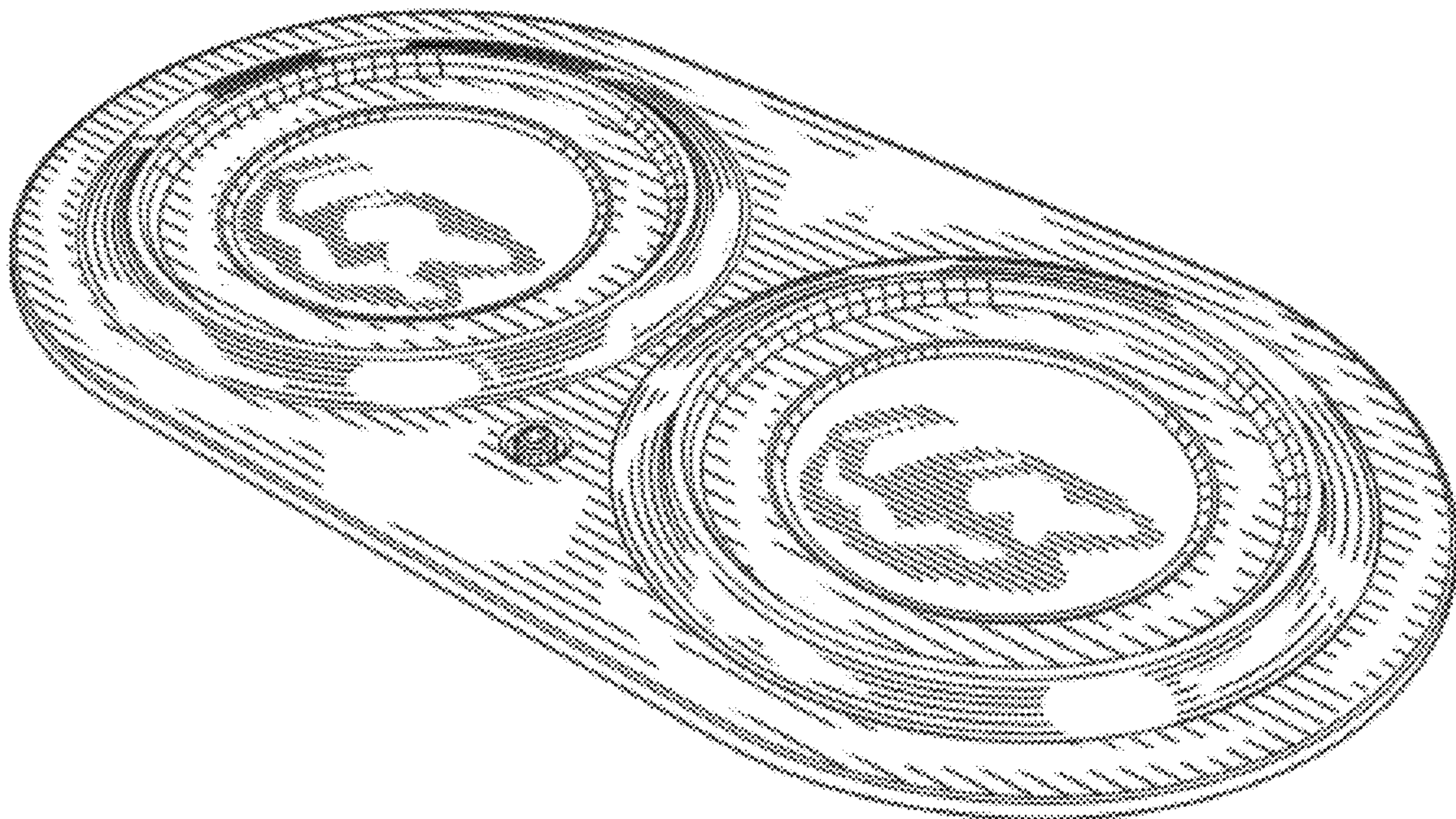
(57) **CLAIM**

The ornamental design for a charger base unit for electric candlelight, as shown.

DESCRIPTION

FIG. 1 is a perspective view showing my design;
FIG. 2 is a front elevational view thereof;
FIG. 3 is a rear elevational view thereof;
FIG. 4 is a right side elevational view thereof;
FIG. 5 is a left side elevational view thereof;
FIG. 6 is a top plan view thereof; and,
FIG. 7 is a bottom plan view thereof.

1 Claim, 3 Drawing Sheets



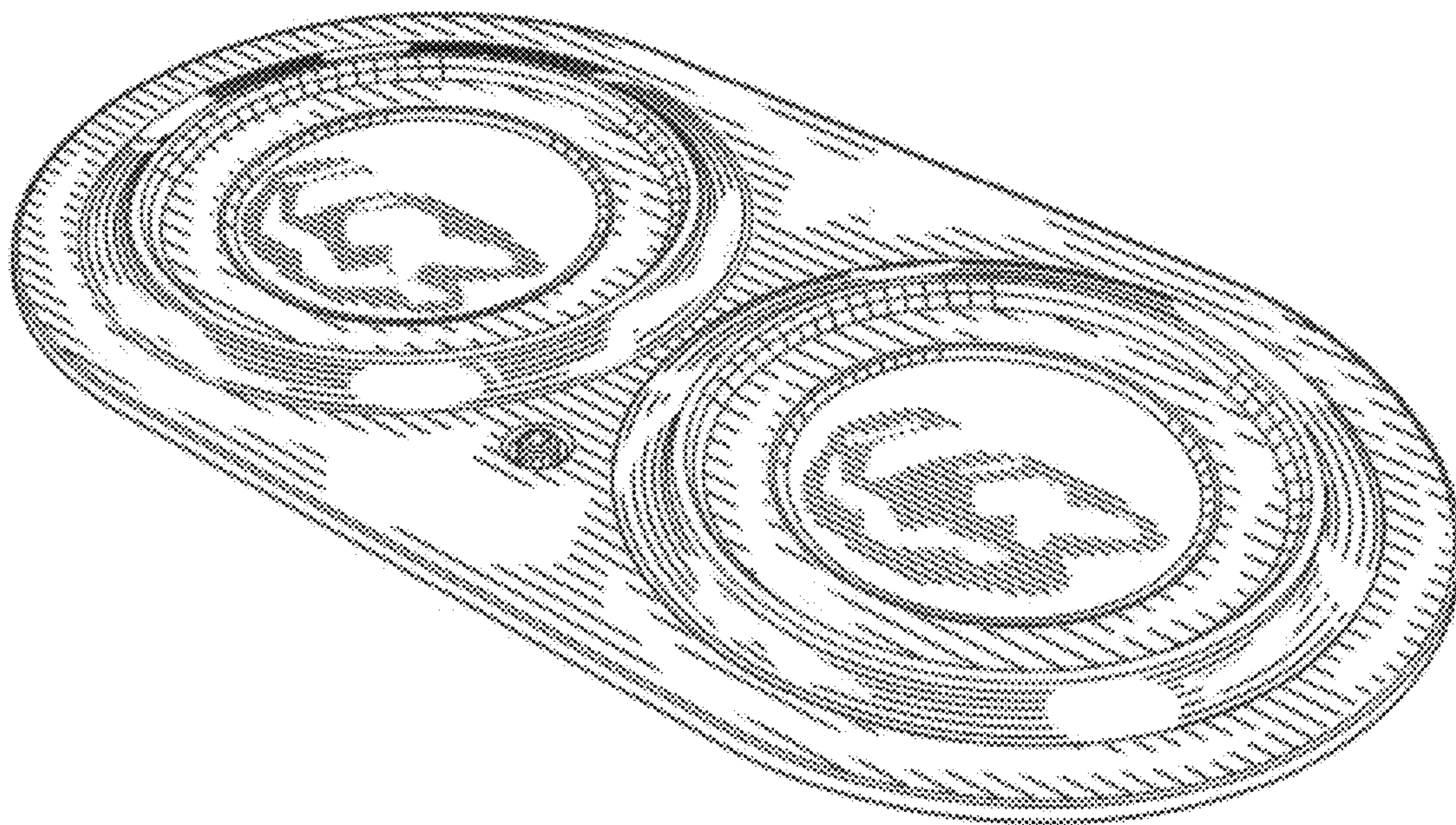


FIG. 1



FIG. 2



FIG. 3




FIG. 4




FIG. 5

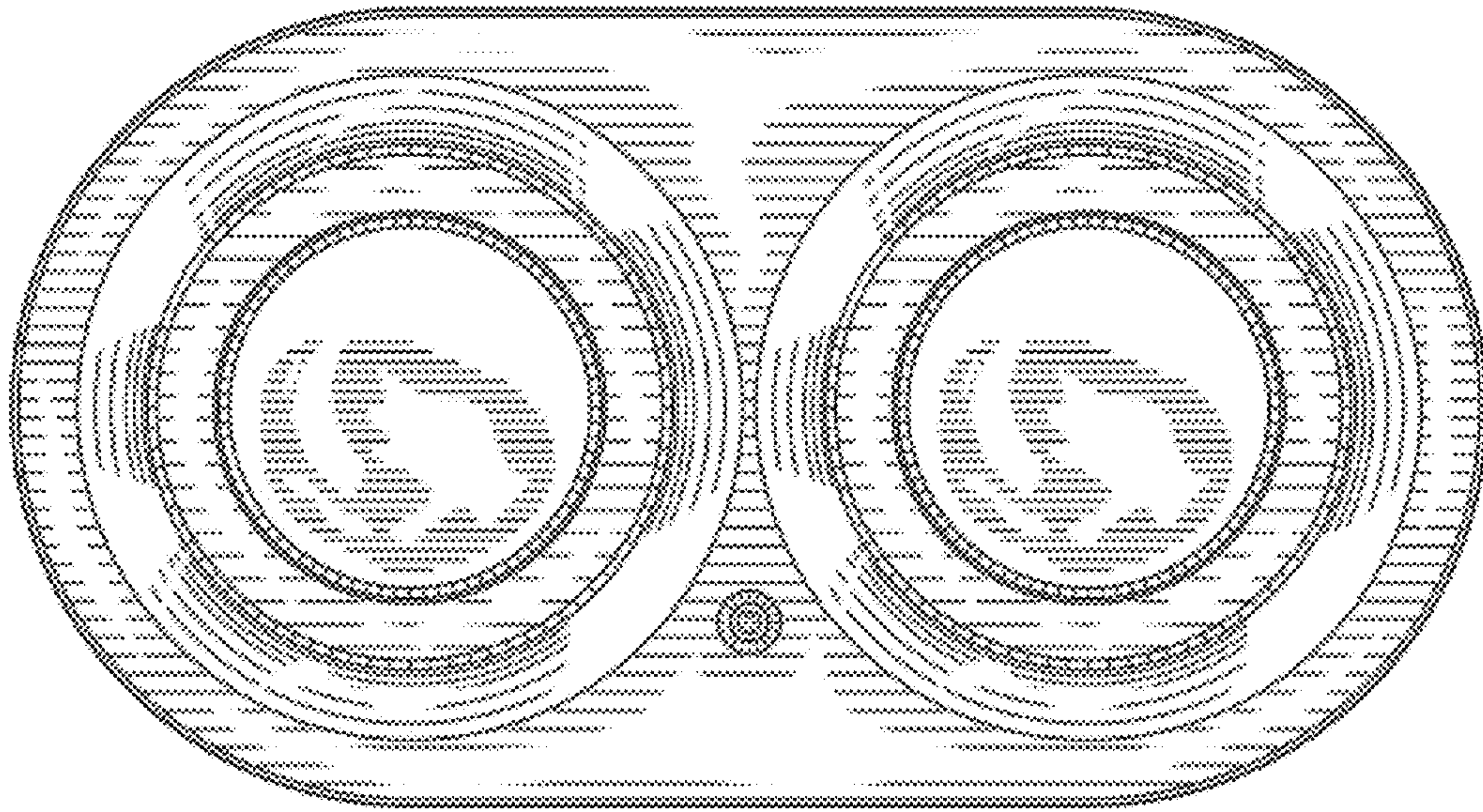


FIG. 6

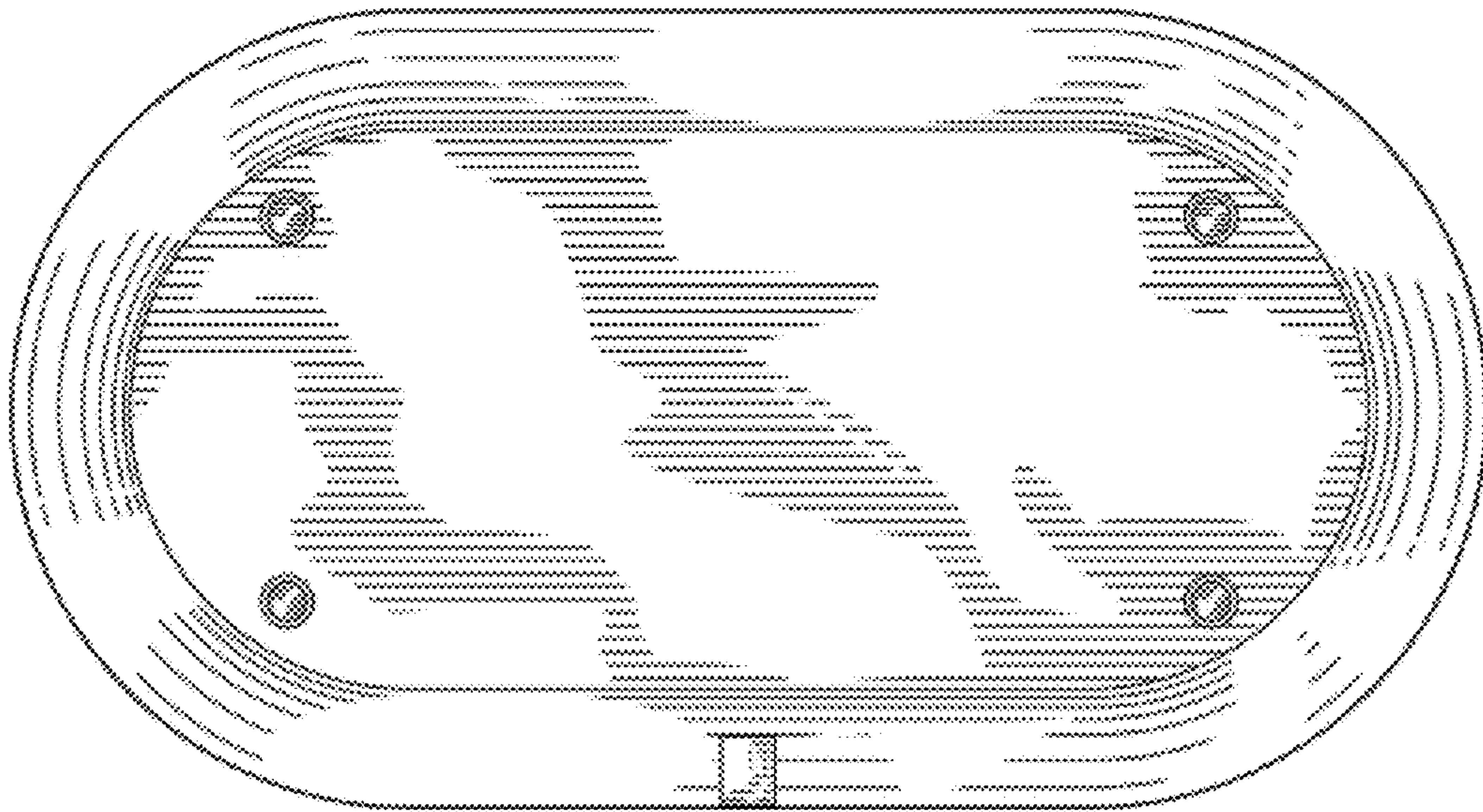


FIG. 7