



US00D677823S

(12) **United States Design Patent**  
**Haverfield**

(10) **Patent No.:** **US D677,823 S**

(45) **Date of Patent:** **\*\* Mar. 12, 2013**

(54) **EXTERIOR LIGHT COVER**

(76) **Inventor:** **Kevin Michael Haverfield**, Laguna Vista, TX (US)

(\*\*) **Term:** **14 Years**

(21) **Appl. No.:** **29/428,402**

(22) **Filed:** **Jul. 31, 2012**

(51) **LOC (9) Cl.** ..... **26-03**

(52) **U.S. Cl.** ..... **D26/85; D26/128**

(58) **Field of Classification Search** ..... D26/67,  
D26/80, 83, 85, 86, 87, 118, 120, 122, 128,  
D26/129, 137, 143; 362/147, 362, 431, 432,  
362/367, 404-408

See application file for complete search history.

(56) **References Cited**

**U.S. PATENT DOCUMENTS**

D56,715 S *	11/1920	Thompson	.....	D26/129
1,941,079 A *	12/1933	Exelmans	.....	362/224
2,293,672 A *	8/1942	Bookman, Jr.	.....	362/355
D166,370 S	4/1952	Wilson		
D167,451 S *	8/1952	Franck	.....	D26/122
D173,157 S *	10/1954	Hurley	.....	D26/122
D271,811 S *	12/1983	Luthe et al.	.....	D26/122
D309,790 S *	8/1990	Botta	.....	D26/80
D315,421 S *	3/1991	Goldschmidt	.....	D26/85
D326,728 S *	6/1992	Layne	.....	D26/67
D339,203 S *	9/1993	Namenye et al.	.....	D26/85
D368,977 S	4/1996	Keng		
D404,164 S	1/1999	Vakil		

D439,359 S	3/2001	Feng		
D452,031 S *	12/2001	Brunner et al.	.....	D26/87
D459,831 S	7/2002	Dolan		
D486,600 S	2/2004	Coe		
D544,131 S	6/2007	Blackman		
D579,599 S	10/2008	Salatto-Rose		
D582,089 S	12/2008	Gotz-Schafer		
D601,746 S	10/2009	Sabernig		
D626,680 S *	11/2010	Verelst	.....	D26/85
D654,212 S *	2/2012	Blum et al.	.....	D26/118

\* cited by examiner

*Primary Examiner* — Clare E Heflin

(74) *Attorney, Agent, or Firm* — QuickPatents; Kevin Prince

(57) **CLAIM**

I claim the ornamental design for an exterior light cover, as shown and described.

**DESCRIPTION**

FIG. 1 is a perspective view of an exterior light cover, showing my new design;

FIG. 2 is a top plan view thereof, the bottom plan view being a mirror image thereof;

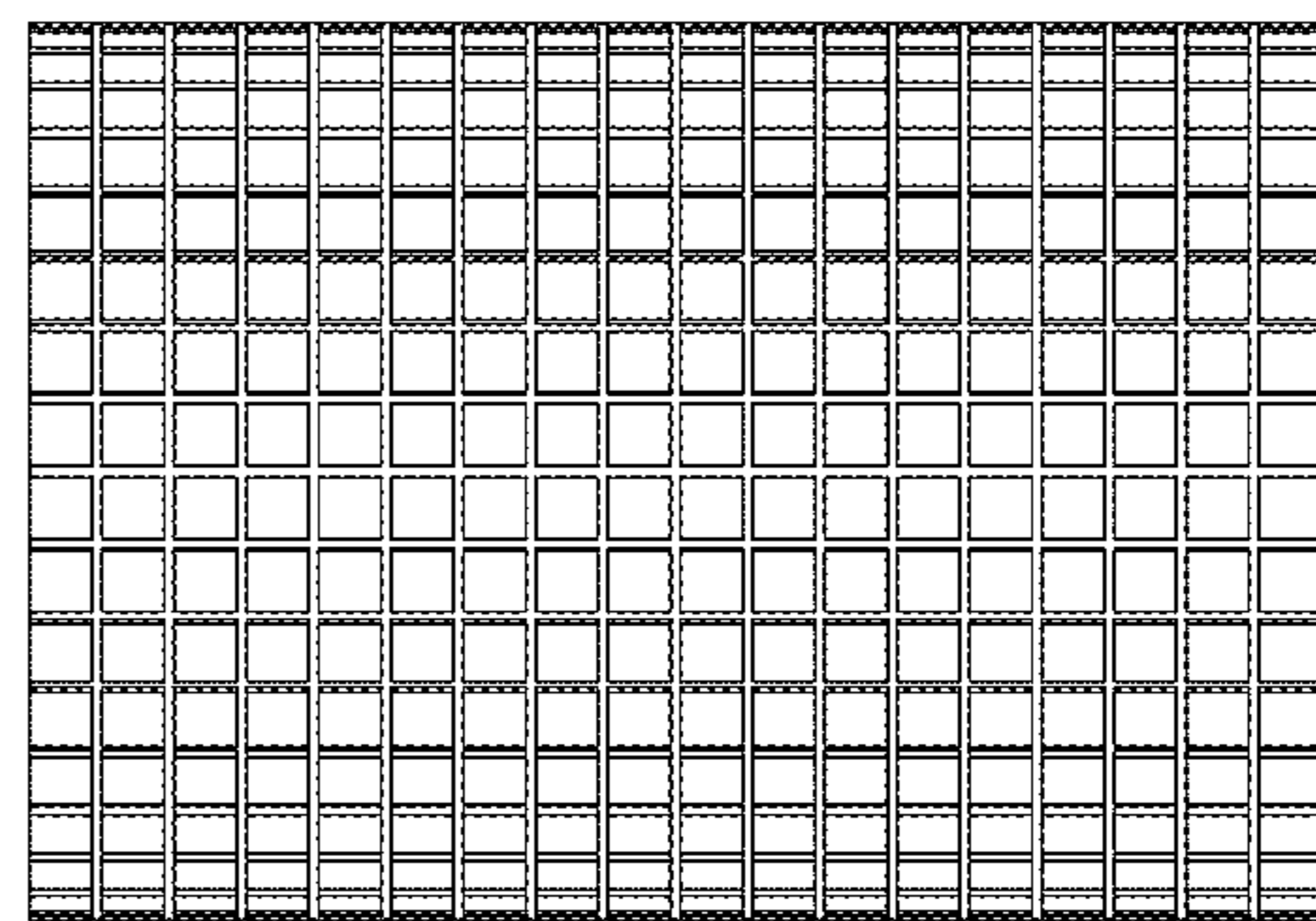
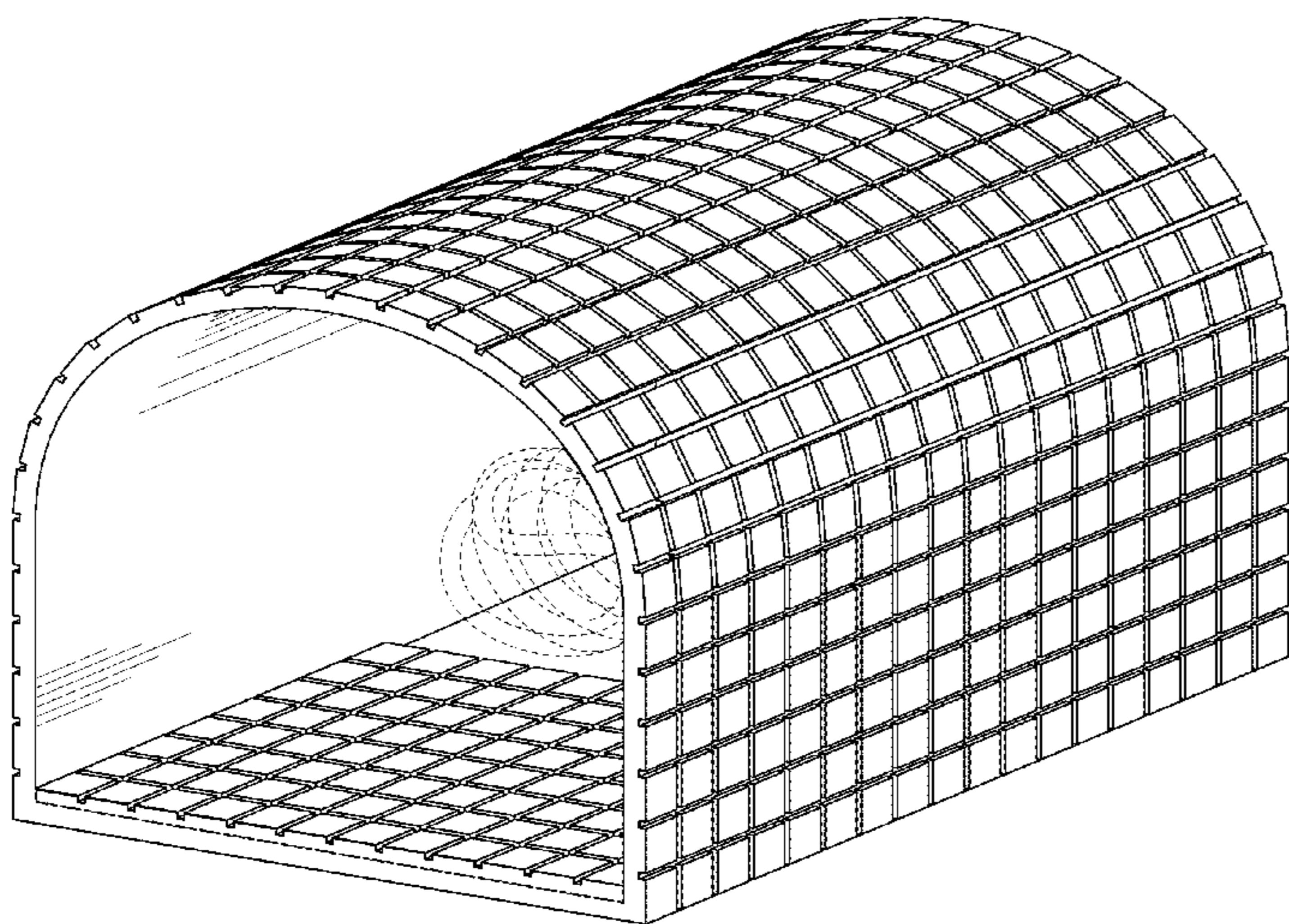
FIG. 3 is a left-side elevational view thereof, the right-side elevational view being a mirror image thereof;

FIG. 4 is a rear elevational view thereof; and,

FIG. 5 is a front elevational view thereof.

The broken lines showing a lightbulb in FIG. 1 and mounting apertures in FIG. 4 depict environmental matter and form no part of the claimed design.

**1 Claim, 3 Drawing Sheets**



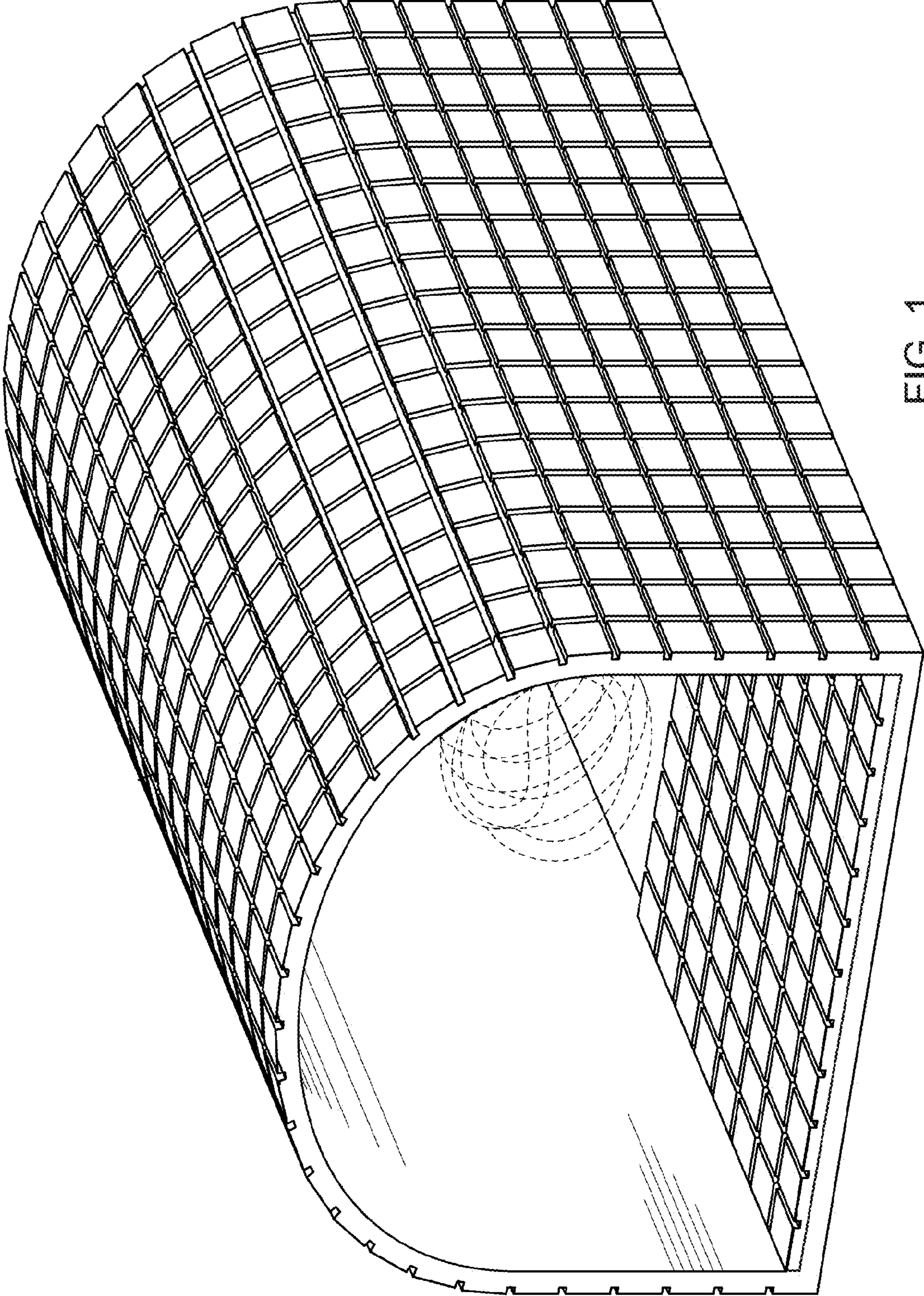


FIG. 1

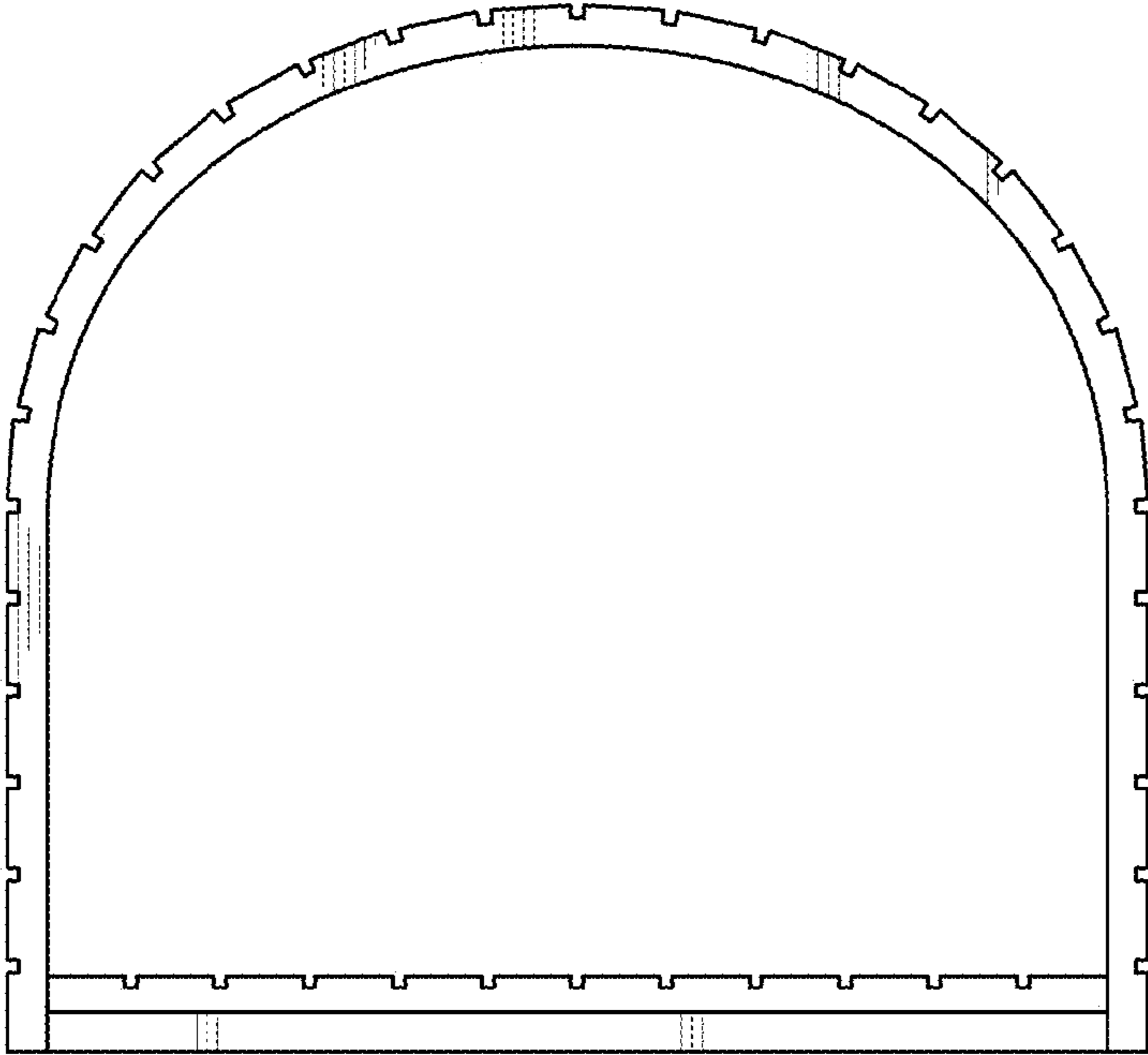


FIG. 2




FIG. 3

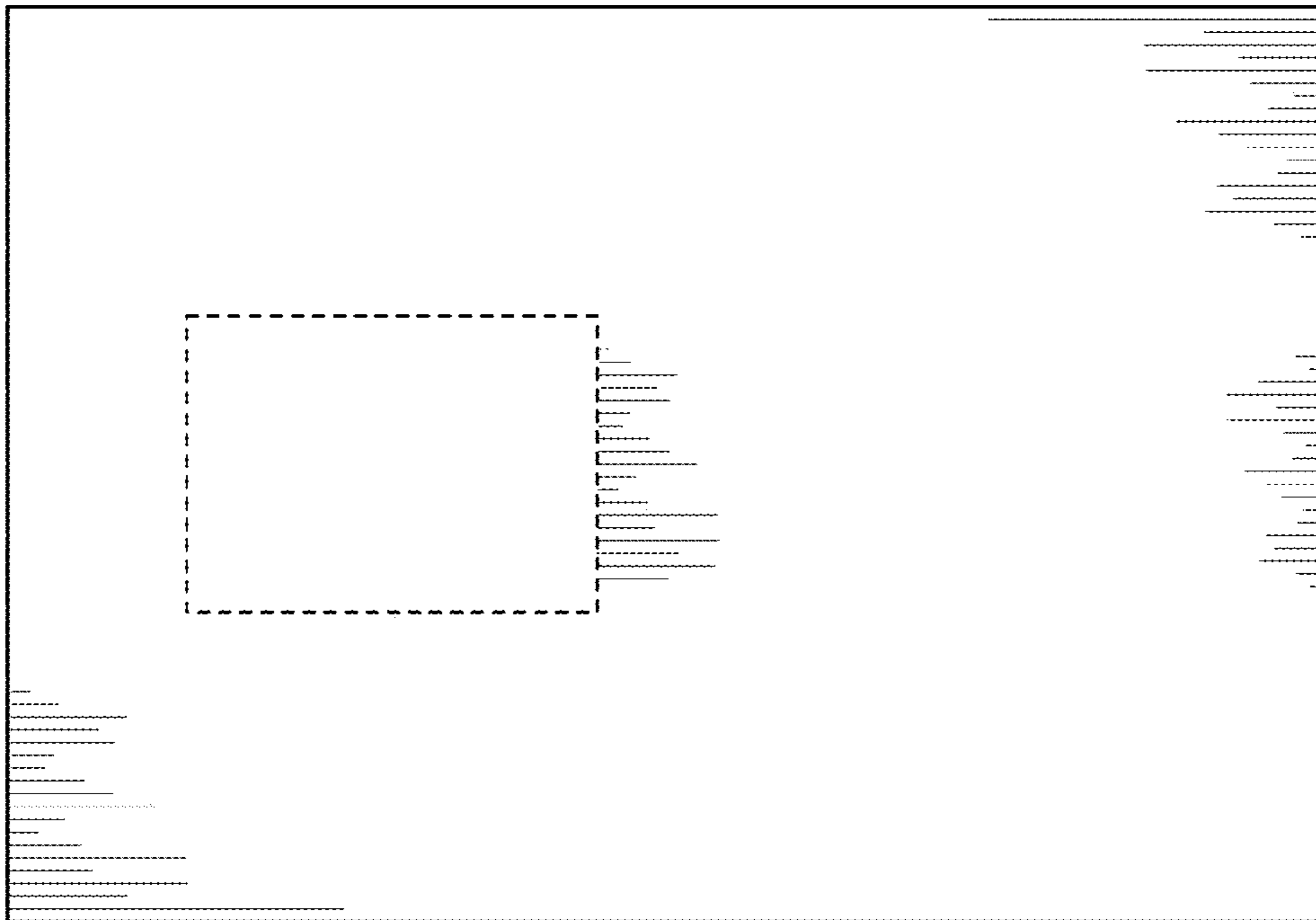


FIG. 4




FIG. 5