



US00D677819S

(12) **United States Design Patent**
Mayfield, III et al.

(10) **Patent No.:** **US D677,819 S**
(45) **Date of Patent:** **** *Mar. 12, 2013**

(54) **LIGHT FIXTURE**

(75) Inventors: **John T. Mayfield, III**, Loganville, GA
(US); **Jerry Brent Harris**, Conyers, GA
(US)

(73) Assignee: **ABL IP Holding LLC**, Conyers, GA
(US)

(*) Notice: This patent is subject to a terminal disclaimer.

(**) Term: **14 Years**

(21) Appl. No.: **29/412,461**

(22) Filed: **Feb. 3, 2012**

(51) **LOC (9) Cl.** **26-05**

(52) **U.S. Cl.** **D26/74**

(58) **Field of Classification Search** D26/74,
D26/72, 75, 76, 77, 78, 79, 113, 118, 120,
D26/122, 138, 141; 362/482, 145, 147, 148,
362/150, 151, 152, 153, 153.1, 218, 217.02,
362/217.03, 217.05, 217.07, 217.08, 217.09,
362/217.1, 217.11, 217.14, 217.15, 342,
362/346, 347, 364, 365, 366, 800, 260, 279,
362/280, 290, 291, 292, 294, 296.01, 297,
362/298, 299, 300, 301, 310, 296.07, 311.02,
362/311.01, 311.09

See application file for complete search history.

(56) **References Cited**

U.S. PATENT DOCUMENTS

D58,524 S	7/1921	Worms	
D258,919 S	4/1981	Kristofek	
D329,239 S	9/1992	Hahn	
D348,534 S *	7/1994	Herst et al.	D26/85
D399,672 S	10/1998	Boeger	
D441,223 S	5/2001	Reeves et al.	
D445,262 S	7/2001	Rowan	
D477,891 S	7/2003	Fritze et al.	
D522,165 S *	5/2006	Hubbell et al.	D26/120
D548,981 S	8/2007	Ernetoft	
D575,887 S	8/2008	Mukai	
D579,598 S *	10/2008	Santoro	D26/76

D592,347 S * 5/2009 Trott et al. D26/74
D592,348 S * 5/2009 Trott et al. D26/74
D595,896 S 7/2009 Boyer et al.

(Continued)

OTHER PUBLICATIONS

Notice of Allowance for U.S. Appl. No. 29/390,399, mailed Oct. 25, 2012, 8 pages.

(Continued)

Primary Examiner — Angela J Lee

(74) *Attorney, Agent, or Firm* — Kilpatrick Townsend & Stockton LLP

(57) **CLAIM**

The ornamental design for a light fixture, as shown and described.

DESCRIPTION

FIG. 1 is a bottom perspective view of an embodiment of a light fixture.

FIG. 2 is a bottom plan view of the light fixture of FIG. 1.

FIG. 3 is a right side elevation view of the light fixture of FIG. 1, it being understood that the left side elevation view is identical to the right side elevation view.

FIG. 4 is a front elevation view of the light fixture of FIG. 1, it being understood that the rear elevation view is identical to the front elevation view.

FIG. 5 is a bottom perspective view of another embodiment of a light fixture;

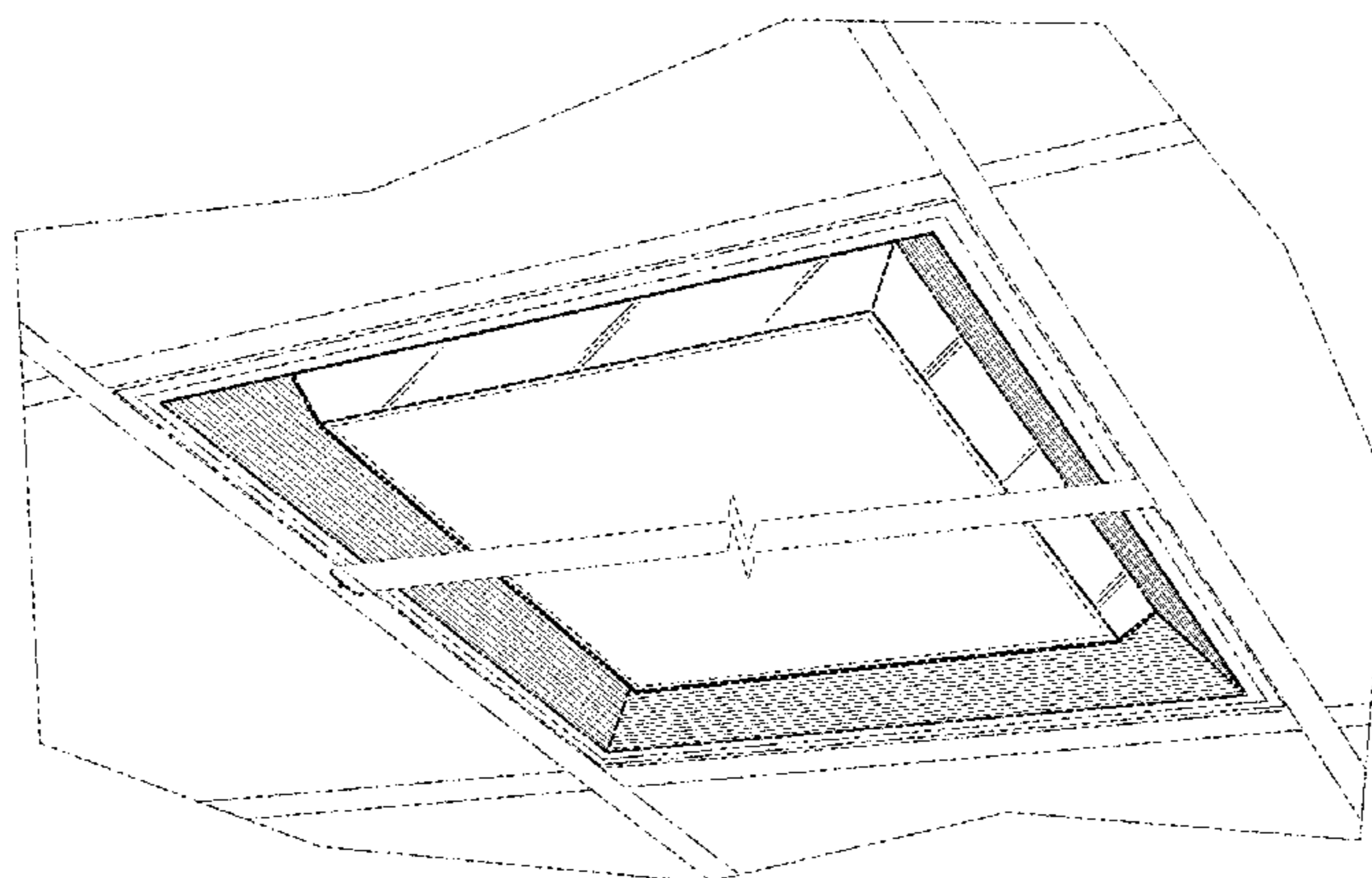
FIG. 6 is a bottom plan view of the light fixture of FIG. 5;

FIG. 7 is a right side elevation view of the light fixture of FIG. 5, it being understood that the left side elevation view is identical to the right side elevation view; and,

FIG. 8 is a front elevation view of the light fixture of FIG. 5, it being understood that the rear elevation view is identical to the front elevation view.

Portions or features of the light fixture not shown in the drawings form no part of the claimed design. The broken lines in the drawings form no part of the claimed design.

1 Claim, 3 Drawing Sheets



US D677,819 S

Page 2

U.S. PATENT DOCUMENTS

D611,188 S * 3/2010 Boyer et al. D26/138
D611,644 S 3/2010 Tsai
D614,338 S * 4/2010 Sieczkowski et al. D26/74
D628,335 S * 11/2010 Hyland D26/74
D631,594 S 1/2011 Irvine
D638,975 S * 5/2011 Hyland D26/74
D646,012 S 9/2011 Irvine
D648,017 S 11/2011 Ruegg
D648,060 S * 11/2011 Yamamoto et al. D26/120
D655,921 S 3/2012 Snyder
D663,468 S * 7/2012 Apetauer et al. D26/74
D664,699 S * 7/2012 Nakahira et al. D26/74
D669,691 S 10/2012 Blaser
2008/0278957 A1 * 11/2008 Pickard et al. 362/373

OTHER PUBLICATIONS

Non-Final Office Action For U.S. Appl. No. 29/390,962, mailed Oct.
22, 2012, 8 pages.
Non-Final Office Action For U.S. Appl. No. 29/412,455 mailed Oct.
22, 2012, 8 pages.
Non-Final Office Action for U.S. Appl. No. 29/390,962, mailed Dec.
11, 2012, 6 pages.
Non-Final Office Action for U.S. Appl. No. 29/412,455 mailed Dec.
12, 2012, 6 pages.

* cited by examiner

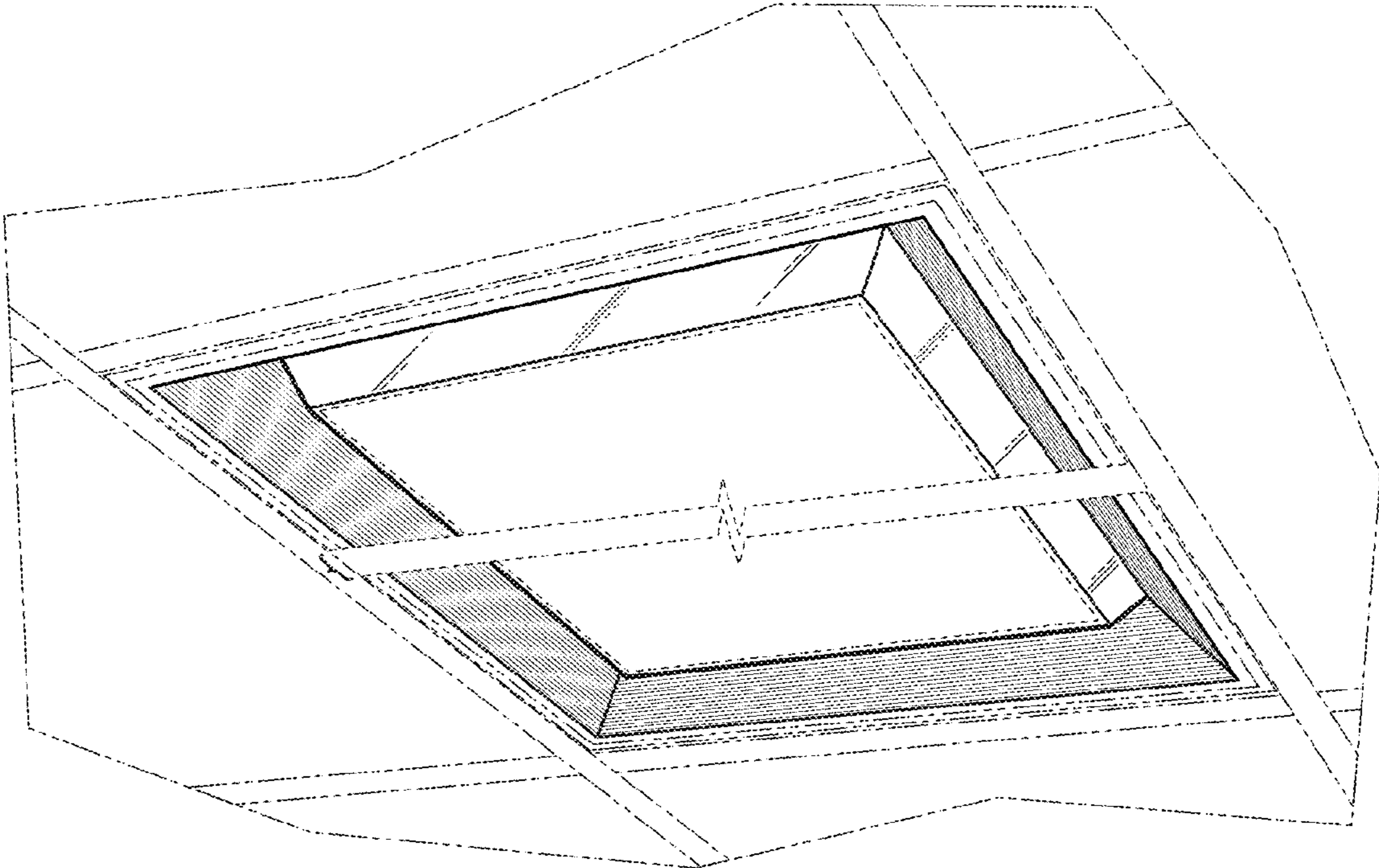


FIG. 1

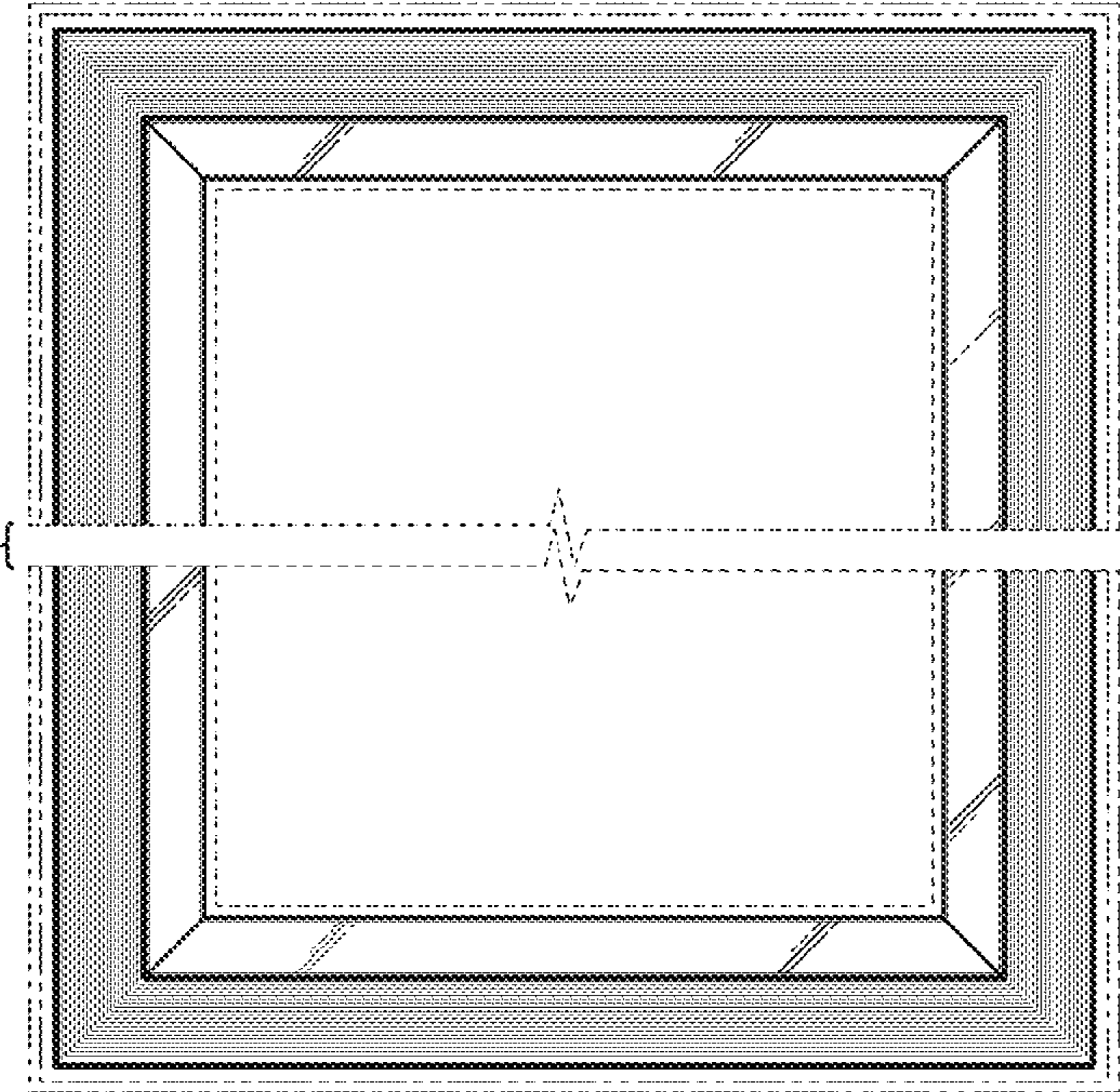


FIG. 2

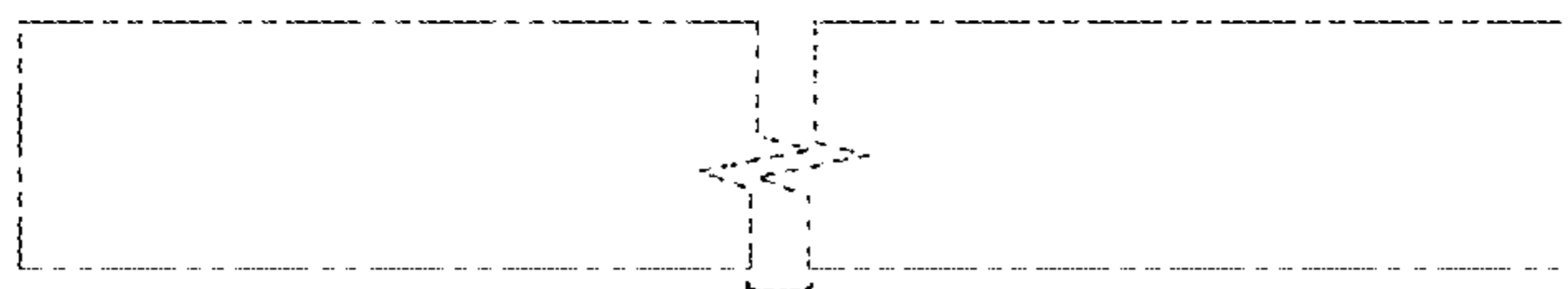


FIG. 3




FIG. 4

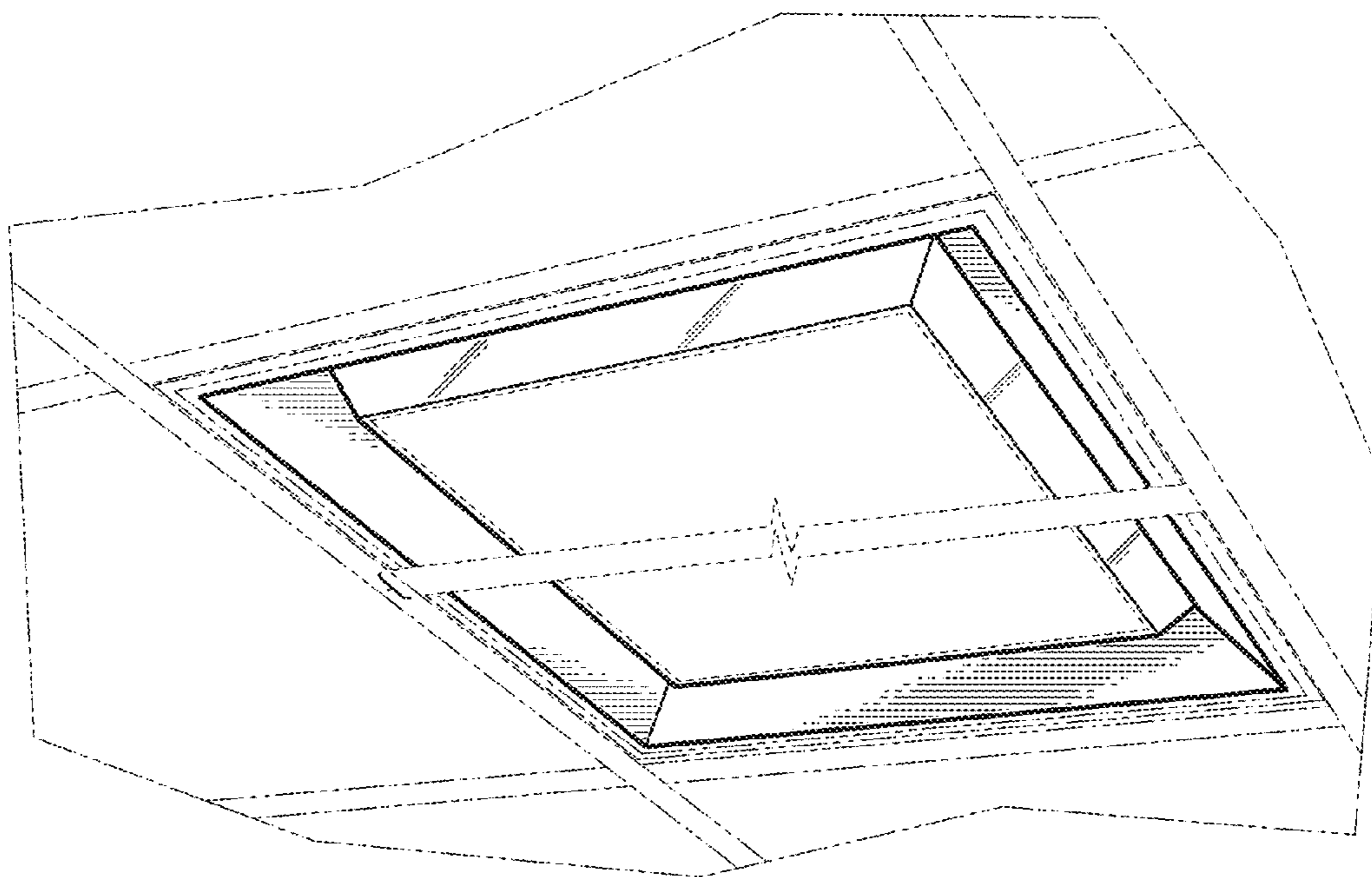


FIG. 5

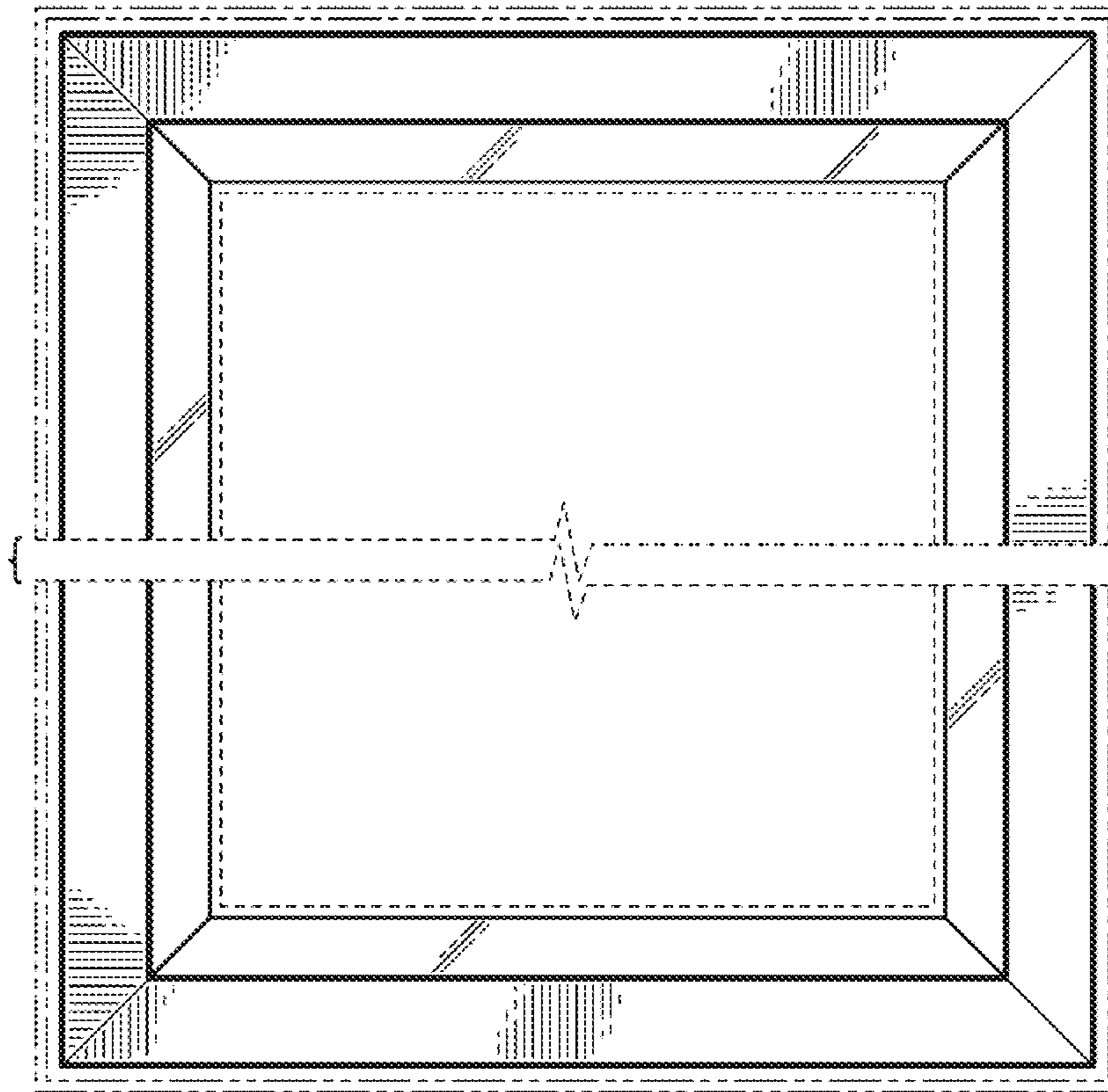


FIG. 6

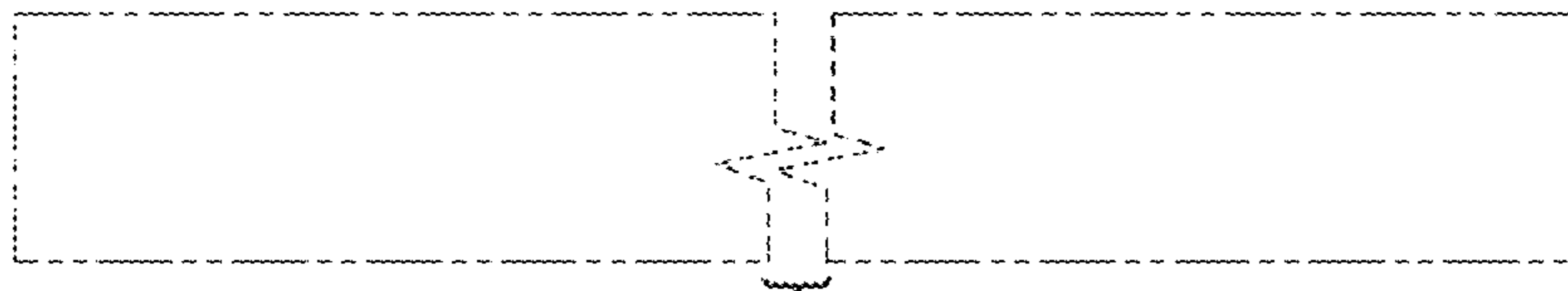


FIG. 7




FIG. 8