



US00D677813S

(12) **United States Design Patent**  
**Hanaoka**

(10) **Patent No.:** **US D677,813 S**  
(45) **Date of Patent:** **\*\* Mar. 12, 2013**

(54) **FRONT COMBINATION LAMP FOR AN AUTOMOBILE**

(75) Inventor: **Hisakazu Hanaoka**, Saitama (JP)

(73) Assignee: **Honda Motor Co., Ltd**, Tokyo (JP)

(\*\*) Term: **14 Years**

(21) Appl. No.: **29/424,063**

(22) Filed: **Jun. 7, 2012**

(30) **Foreign Application Priority Data**

Dec. 7, 2011 (JP) ..... 2011-028358

(51) **LOC (9) Cl.** ..... **26-06**

(52) **U.S. Cl.** ..... **D26/28**

(58) **Field of Classification Search** ..... D26/28-36;  
362/459-468, 475-478, 485-487

See application file for complete search history.

(56) **References Cited**

**U.S. PATENT DOCUMENTS**

D455,508 S \* 4/2002 Sinkwitz ..... D26/28  
D465,039 S \* 10/2002 Murkett ..... D26/28  
D490,170 S \* 5/2004 Metros et al. .... D26/28

D491,298 S \* 6/2004 Hall et al. .... D26/28  
D539,450 S \* 3/2007 Pfeiffer ..... D26/28  
D540,480 S \* 4/2007 Pfeiffer ..... D26/28  
D550,380 S \* 9/2007 Lin ..... D26/28  
D553,268 S \* 10/2007 Pfeiffer ..... D26/28  
D565,211 S \* 3/2008 Haller et al. .... D26/28  
D602,616 S \* 10/2009 Okamura et al. .... D26/28

\* cited by examiner

*Primary Examiner* — Marcus Jackson

(74) *Attorney, Agent, or Firm* — Westerman, Hattori, Daniels & Adrian, LLP

(57) **CLAIM**

The ornamental design for, A front combination lamp for an automobile, as shown and described.

**DESCRIPTION**

FIG. 1 is a perspective view of A front combination lamp for an automobile, showing our new design;  
FIG. 2 is a front elevation view thereof;  
FIG. 3 is a top plan view thereof; and,  
FIG. 4 is a right side elevation view thereof.  
The broken lines are for illustrative purposes only and form no part of the claimed design.

**1 Claim, 4 Drawing Sheets**

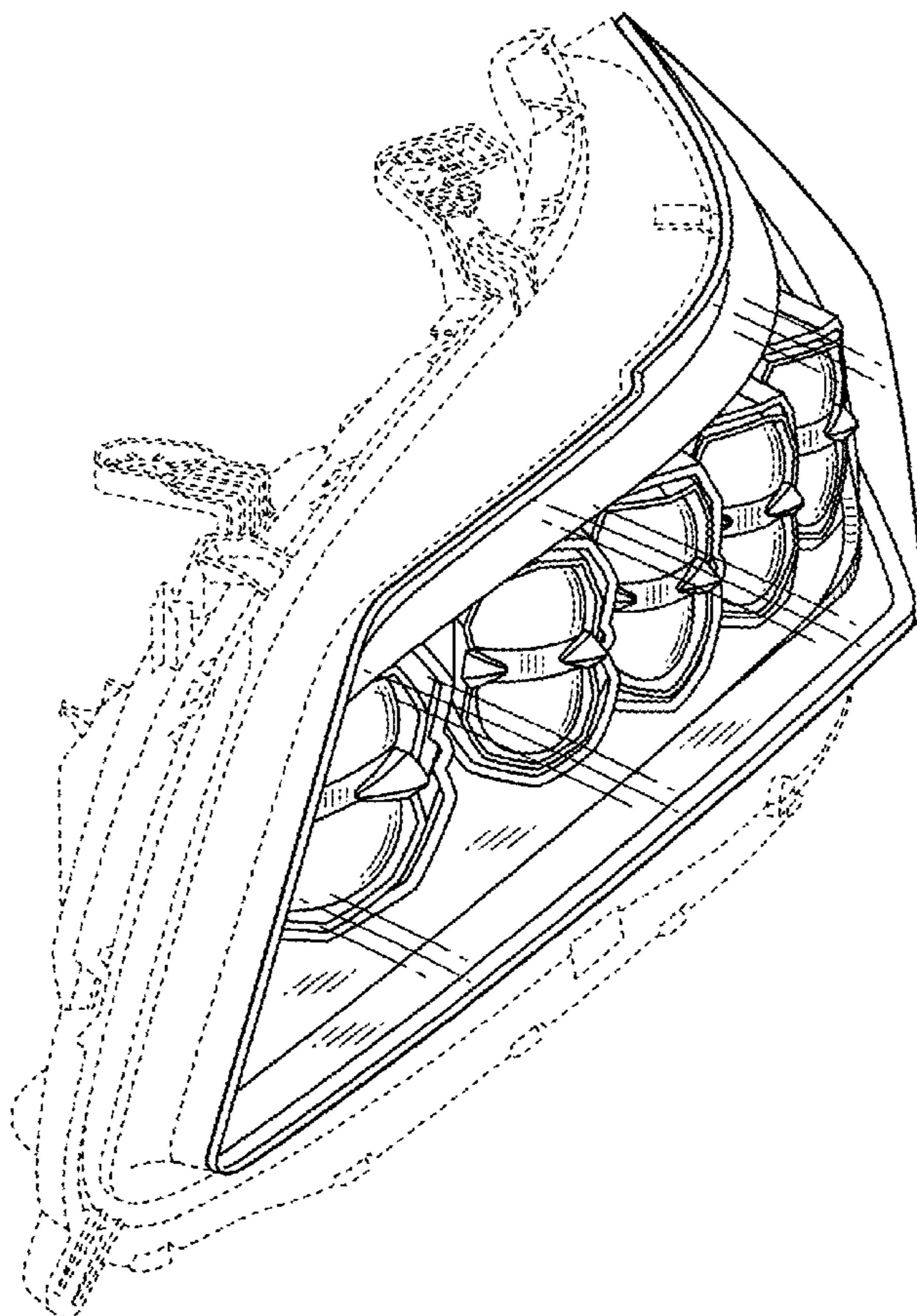


FIG. 1

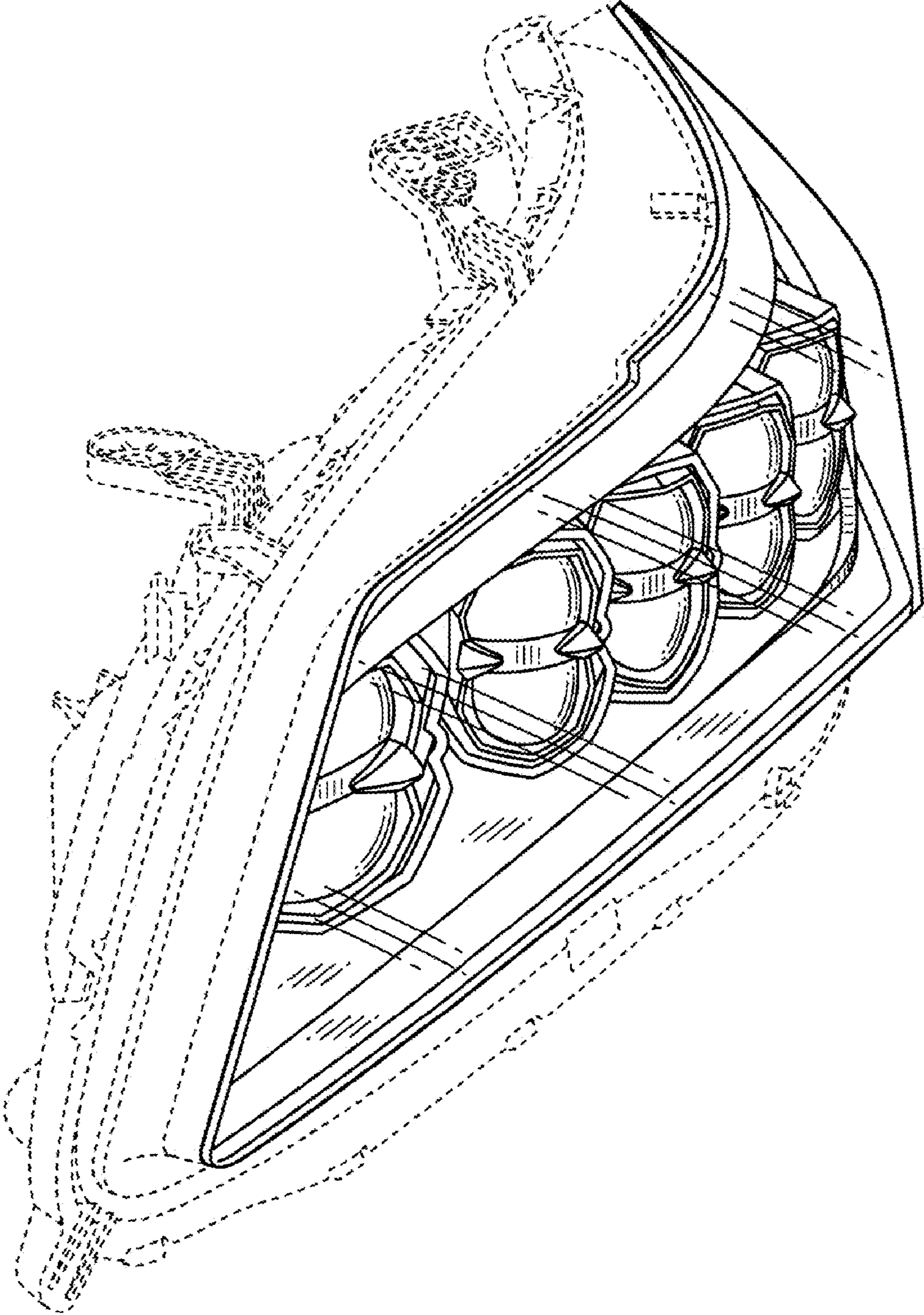


FIG. 2

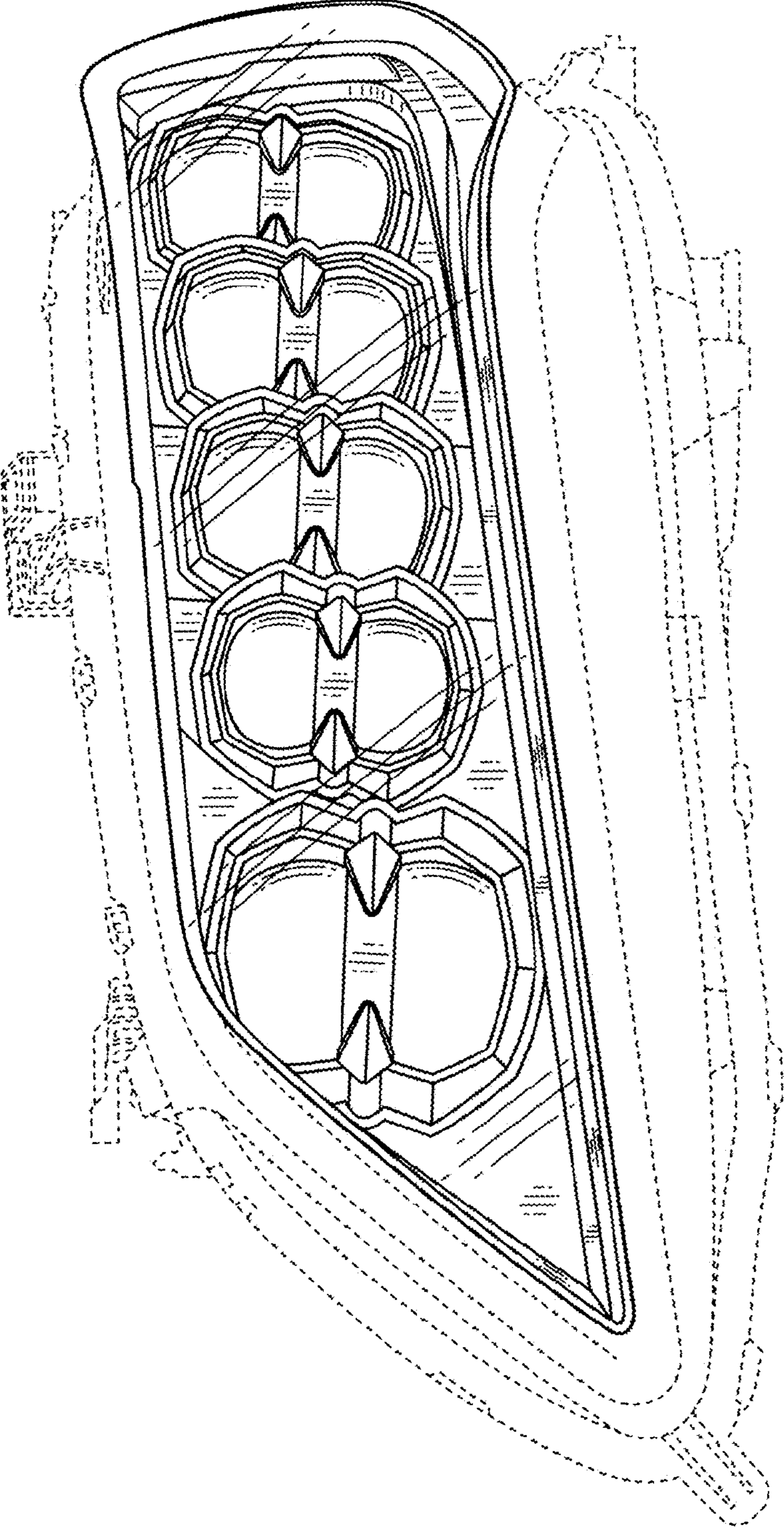


FIG. 3

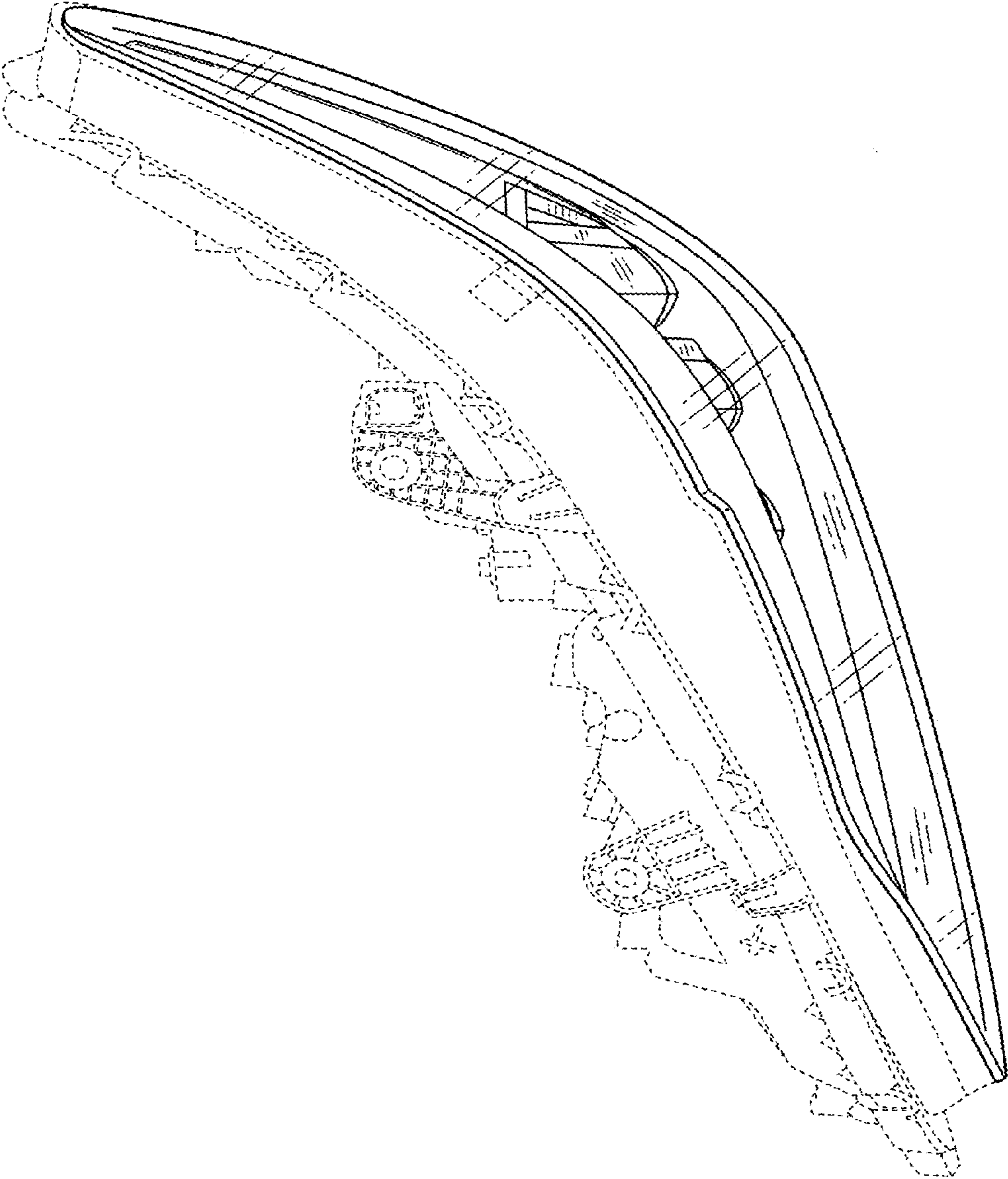


FIG. 4

