



US00D677787S

(12) **United States Design Patent**
Dieringer et al.

(10) **Patent No.:** **US D677,787 S**
(45) **Date of Patent:** **** *Mar. 12, 2013**

(54) **FEMININE PAD WITH RAISED STRUCTURE**

(75) Inventors: **Jessica Annette Ives Dieringer**, Neenah, WI (US); **Cheri Lee Schultz**, Kimberly, WI (US)

(73) Assignee: **Kimberly-Clark Worldwide, Inc.**, Neenah, WI (US)

(*) Notice: This patent is subject to a terminal disclaimer.

(**) Term: **14 Years**

(21) Appl. No.: **29/414,860**

(22) Filed: **Mar. 5, 2012**

(51) **LOC (9) Cl.** **24-04**

(52) **U.S. Cl.** **D24/125**

(58) **Field of Classification Search** D24/124–125; 604/358, 378, 385.07, 393, 391, 395–399, 604/361, 366, 363, 364, 368–375, 385.01, 604/385.03, 385.14, 385.23, 387, 390, 389, 604/386; D5/8, 25, 37–43, 53, 56, 57, 58, D5/60–62, 47

See application file for complete search history.

(56) **References Cited**

U.S. PATENT DOCUMENTS

4,758,240	A	7/1988	Glassman	
D320,274	S *	9/1991	Douglas	D24/125
5,057,096	A *	10/1991	Faglione	604/385.17
5,484,430	A	1/1996	Osborn, III	
5,545,156	A	8/1996	Dipalma et al.	
5,562,680	A	10/1996	Hasson	
5,591,148	A	1/1997	McFall	
5,702,380	A *	12/1997	Walker	604/385.17
5,743,896	A *	4/1998	Parker	604/385.01
5,810,798	A	9/1998	Finch	
6,160,197	A	12/2000	Lassen	
6,168,583	B1	1/2001	Tanji et al.	
6,221,460	B1	4/2001	Weber et al.	
D469,868	S *	2/2003	Bruce et al.	D24/125
6,562,192	B1	5/2003	Hamilton et al.	
D483,485	S *	12/2003	Phillips-Nicholas	D24/125
6,660,903	B1	12/2003	Chen	

6,667,424	B1	12/2003	Hamilton	
6,700,035	B2 *	3/2004	Yoshimasa	604/378
6,929,629	B2	8/2005	Drevik et al.	
6,965,058	B1	11/2005	Raidel et al.	
6,984,225	B2	1/2006	Raidel et al.	
7,156,832	B2	1/2007	Drevik et al.	
D571,004	S *	6/2008	Cardin et al.	D24/124

(Continued)

FOREIGN PATENT DOCUMENTS

EP	0 119 919	A1	9/1984
WO	WO 92/07535	A1	5/1992

(Continued)

OTHER PUBLICATIONS

Co-pending U.S. Appl. No. 13/412,103, filed Mar. 3, 2012, by Dieringer et al. for "Absorbent Article with Recessed Body Conforming Structure."

(Continued)

Primary Examiner — T. Chase Nelson
Assistant Examiner — Michelle E Wilson
(74) *Attorney, Agent, or Firm* — Randall W. Fieldhack; David J. Arteman


(57) **CLAIM**

We claim the ornamental design for the feminine pad with raised structure, as shown and described.

DESCRIPTION

FIG. 1 is a top perspective view of the body-facing surface of a feminine pad with raised structure.
FIG. 2 is a top view of the feminine pad of FIG. 1.
FIG. 3 is a first side view of the feminine pad of FIG. 1.
FIG. 4 is a second side view of the feminine pad of FIG. 1.
FIG. 5 is a first end view of the feminine pad of FIG. 1.
FIG. 6 is a second end view of the feminine pad of FIG. 1; and, FIG. 7 is a back view of the feminine pad of FIG. 1.
The broken lines shown are for the purpose of illustrating environmental structure and form no part of the claimed design.

1 Claim, 5 Drawing Sheets



US D677,787 S

Page 2

U.S. PATENT DOCUMENTS

7,429,689 B2 9/2008 Chen et al.
D614,765 S * 4/2010 Webster D24/124
7,754,940 B2 * 7/2010 Brisebois et al. 604/380
D630,730 S * 1/2011 Clark D24/125
D646,781 S * 10/2011 Forbes et al. D24/125
2003/0153232 A1 8/2003 Raidel
2003/0225385 A1 12/2003 Glaug
2005/0010185 A1 1/2005 Mizutani et al.
2005/0059942 A1 3/2005 Krautkramer et al.
2006/0229580 A1 10/2006 Raidel
2007/0135787 A1 6/2007 Raidel
2009/0204095 A1 8/2009 McDaniel
2010/0057031 A1 3/2010 Kuroda et al.
2012/0037327 A1 2/2012 Alkmin et al.
2012/0040039 A1 2/2012 Alkmin et al.
2012/0041405 A1 2/2012 Alkmin et al.

FOREIGN PATENT DOCUMENTS

WO WO 95/16424 A1 6/1995
WO WO 97/09014 A1 3/1997
WO WO 2008/004961 A1 1/2008

OTHER PUBLICATIONS

Co-pending U.S. Appl. No. 29/414,851, filed Mar. 3, 2012, by
Dieringer et al. for "Feminine Pad With Recessed Structure."
Co-pending U.S. Appl. No. 13/412,169, filed Mar. 3, 2012, by
Dieringer et al. for "Absorbent Article with Raised Body Conforming
Structure."

* cited by examiner

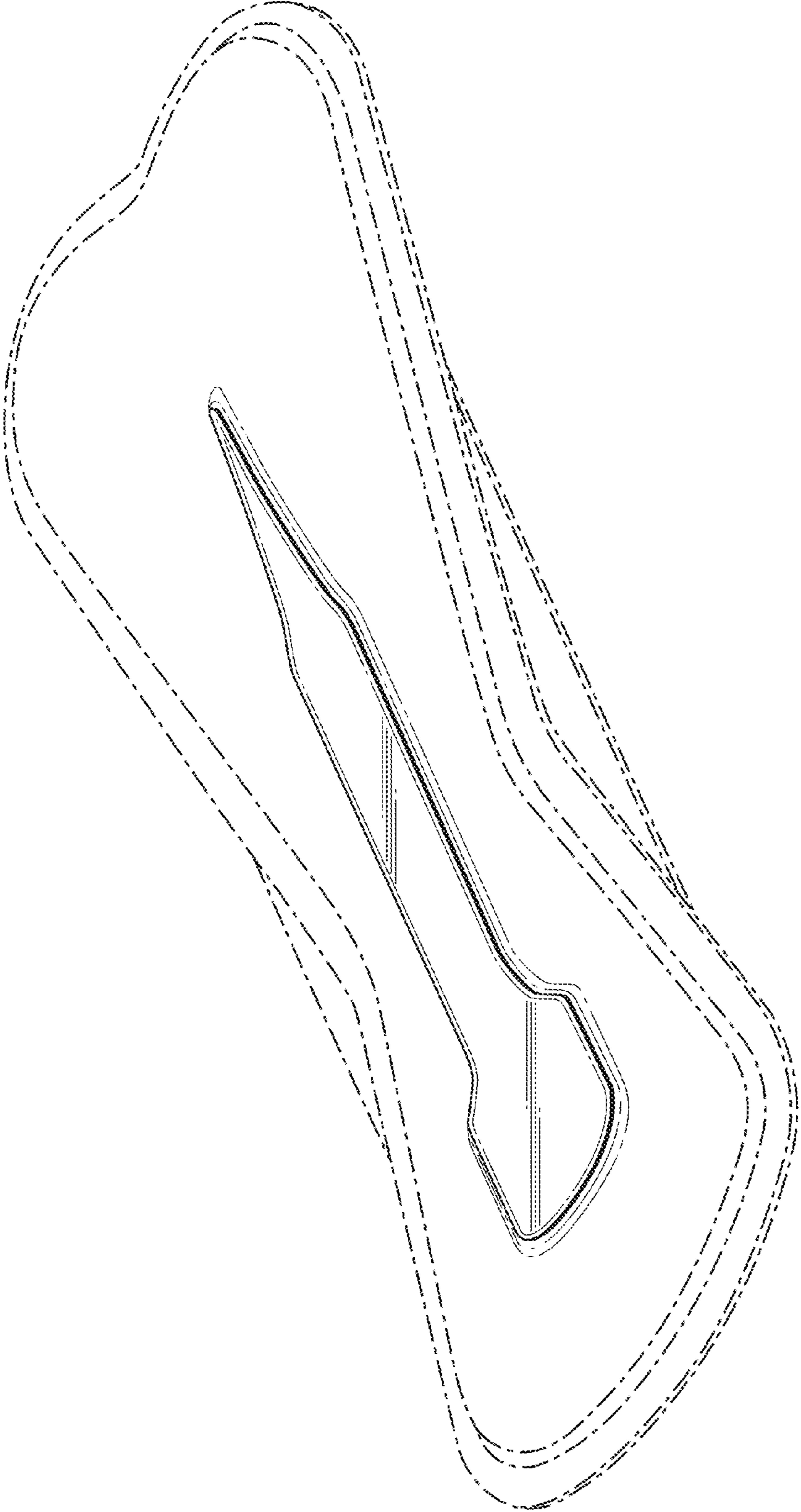


FIG. 1

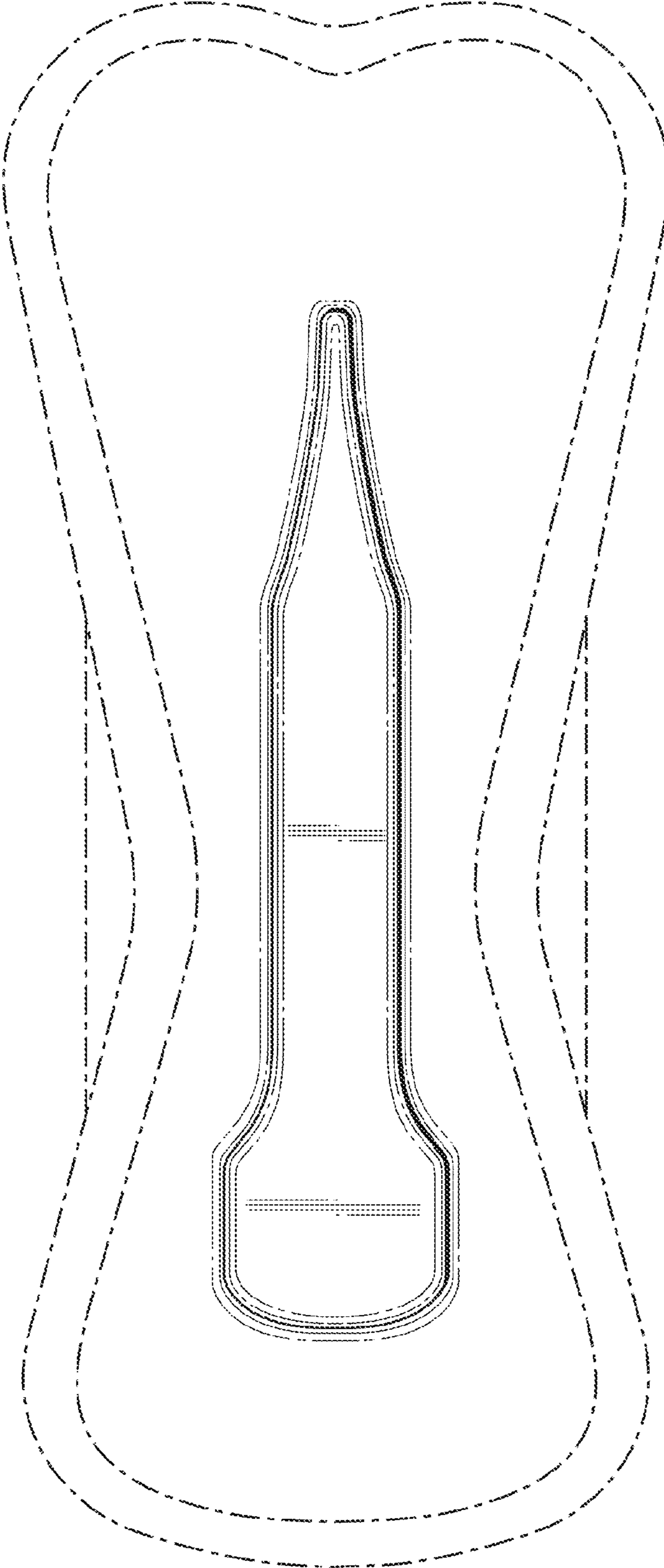


FIG. 2



FIG. 3

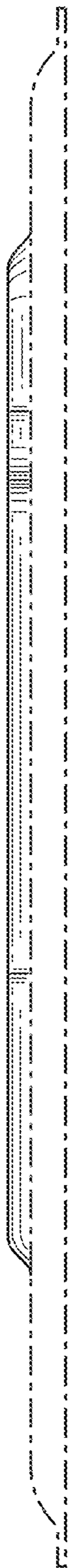


FIG. 4



FIG. 5




FIG. 6

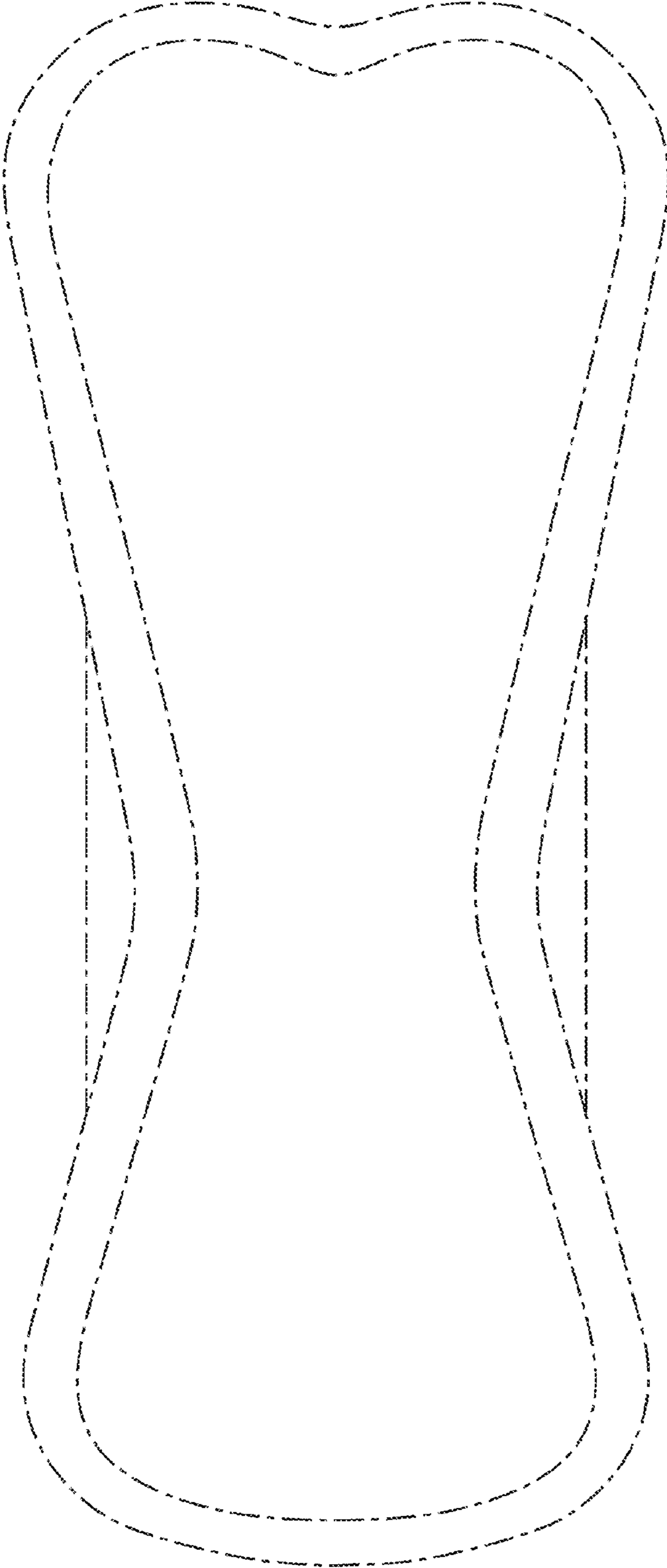


FIG. 7