



US00D677743S

(12) **United States Design Patent**
Koshiishi

(10) **Patent No.:** **US D677,743 S**
(45) **Date of Patent:** **** Mar. 12, 2013**

(54) **ROBOT**

(75) Inventor: **Takeshi Koshiishi**, Saitama (JP)

(73) Assignee: **Honda Motor Co., Ltd**, Tokyo (JP)

(**) Term: **14 Years**

(21) Appl. No.: **29/416,676**

(22) Filed: **Mar. 26, 2012**

(30) **Foreign Application Priority Data**

Sep. 28, 2011 (JP) 2011-022187

(51) **LOC (9) Cl.** **21-01**

(52) **U.S. Cl.** **D21/578; D15/199**

(58) **Field of Classification Search** D21/578–583,
D21/621, 622; 446/268–274, 279, 280, 285,
446/289–292, 294, 297–303, 353–355, 376–384;
D15/199; 318/568.11, 568.12, 568.2
See application file for complete search history.

(56) **References Cited**

U.S. PATENT DOCUMENTS

D410,476 S * 6/1999 Gomi et al. D15/199
D453,199 S * 1/2002 Sawai et al. D21/578
D458,319 S * 6/2002 Koshiishi et al. D21/578
D460,131 S * 7/2002 Koshiishi D21/578
D460,503 S * 7/2002 Koshiishi et al. D21/578

D541,353 S * 4/2007 Takahashi D21/578
D628,609 S * 12/2010 Linn et al. D15/199
D658,501 S * 5/2012 Modaberi D9/620

OTHER PUBLICATIONS

Notification of Refusal Reasons dated Mar. 23, 2012, issued in corresponding Japanese Patent Application No. 2011-022187.

* cited by examiner

Primary Examiner — Zenia Bennett

(74) *Attorney, Agent, or Firm* — Westerman, Hattori, Daniels & Adrian, LLP

(57) **CLAIM**

The ornamental design for, a robot, as shown and described.

DESCRIPTION

FIG. 1 is a first perspective view of a robot showing new design;

FIG. 2 is a second perspective view thereof;

FIG. 3 is a front elevational view thereof;

FIG. 4 is rear elevational view thereof;

FIG. 5 is a right side elevational view thereof;

FIG. 6 is a left side elevational view thereof;

FIG. 7 is a top plan view thereof; and,

FIG. 8 is a bottom plan view thereof.

The broken lines are for environmental purposes only and form no part of the claimed design.

1 Claim, 7 Drawing Sheets

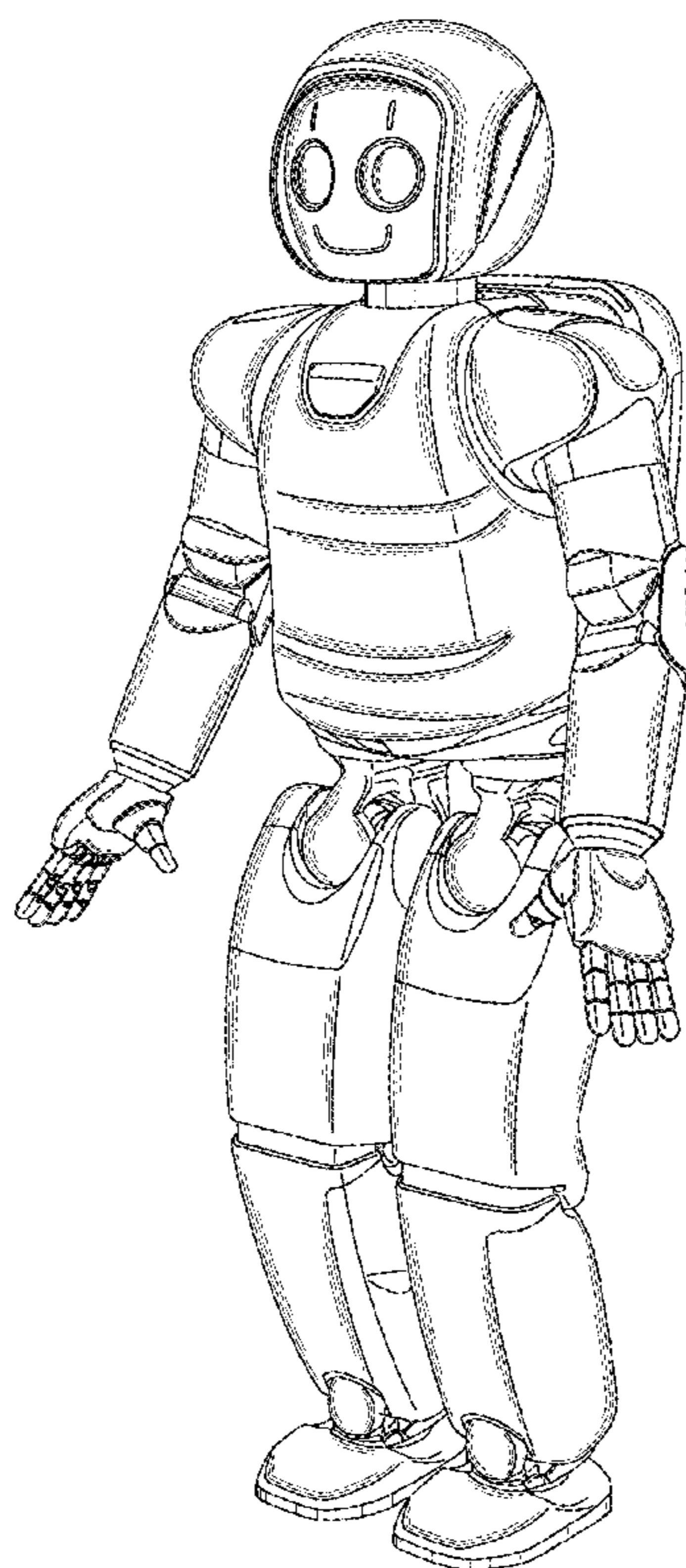


Fig. 1




Fig. 2

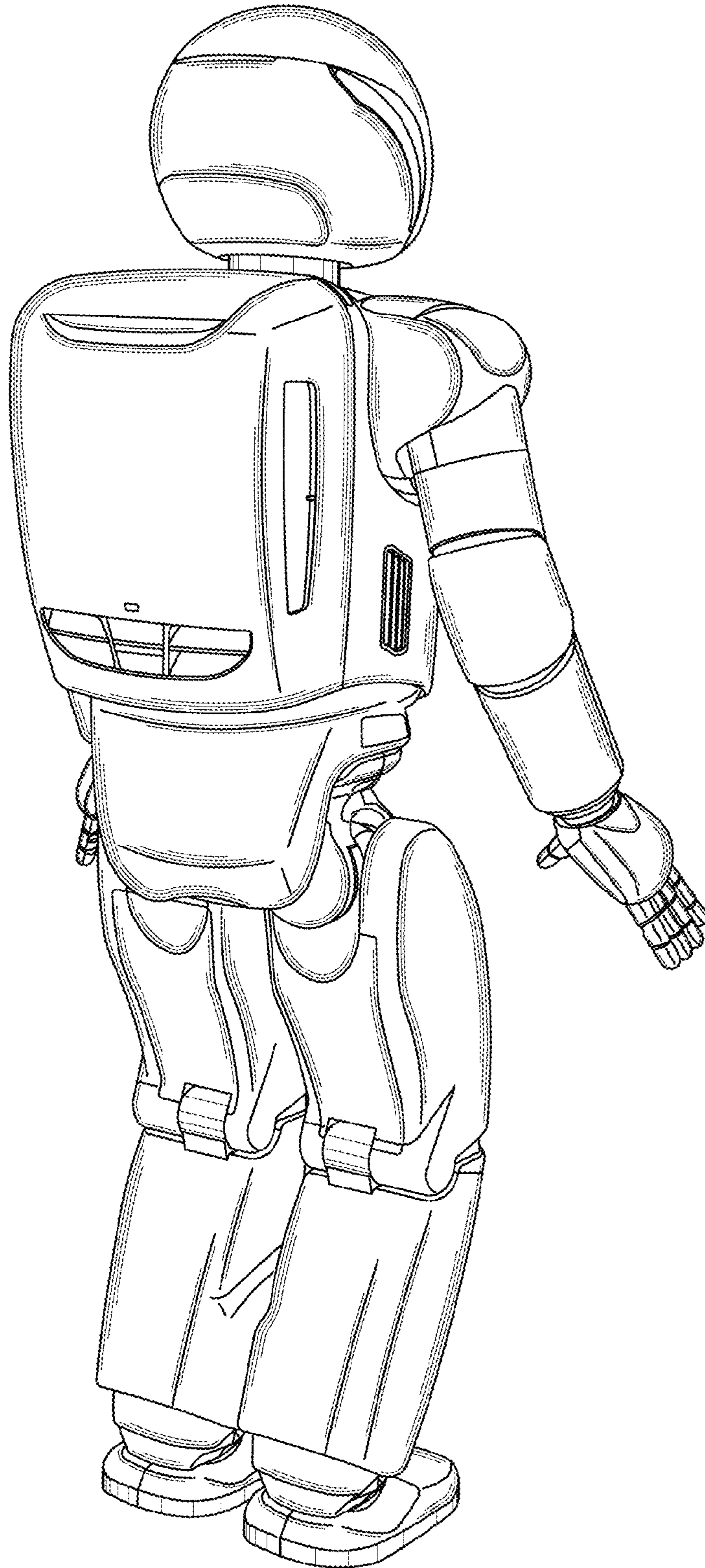


Fig. 3




Fig.4

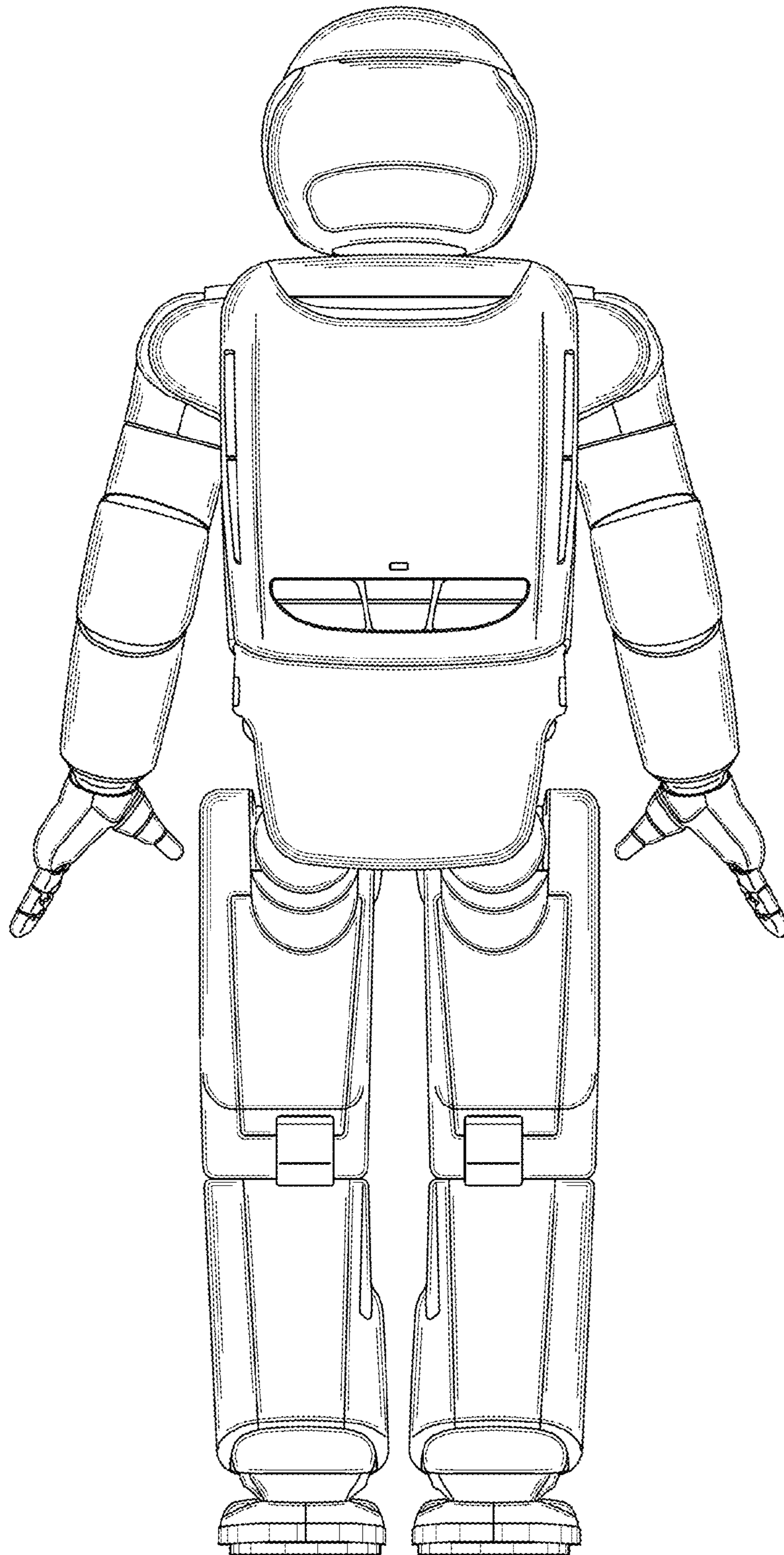


Fig. 5

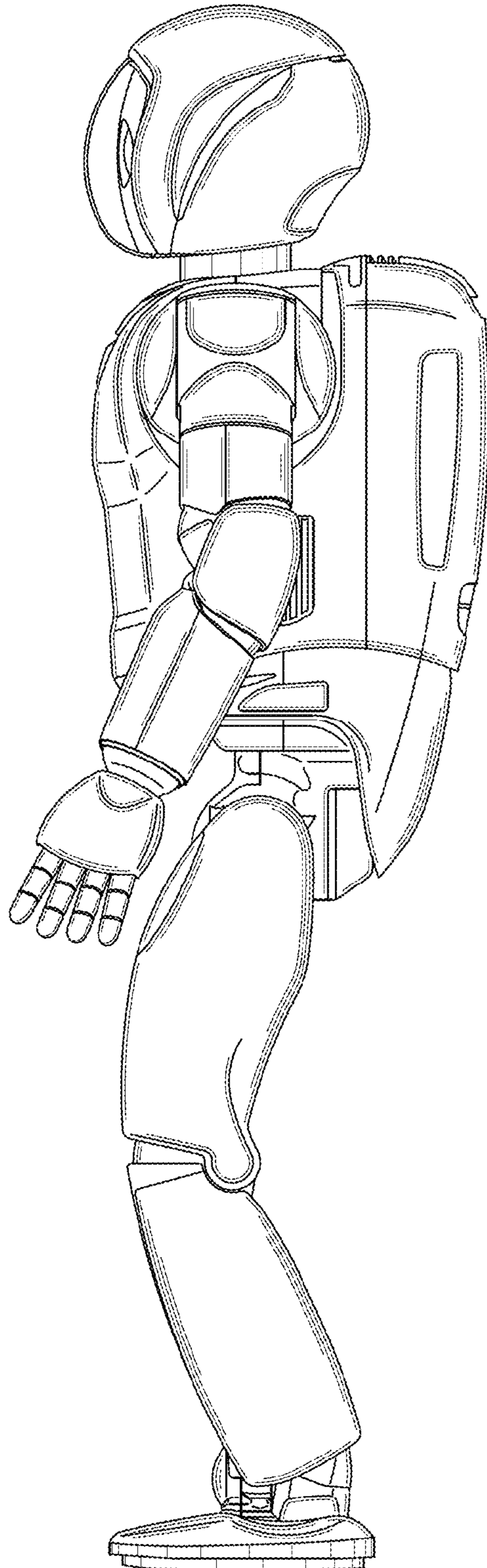


Fig. 6

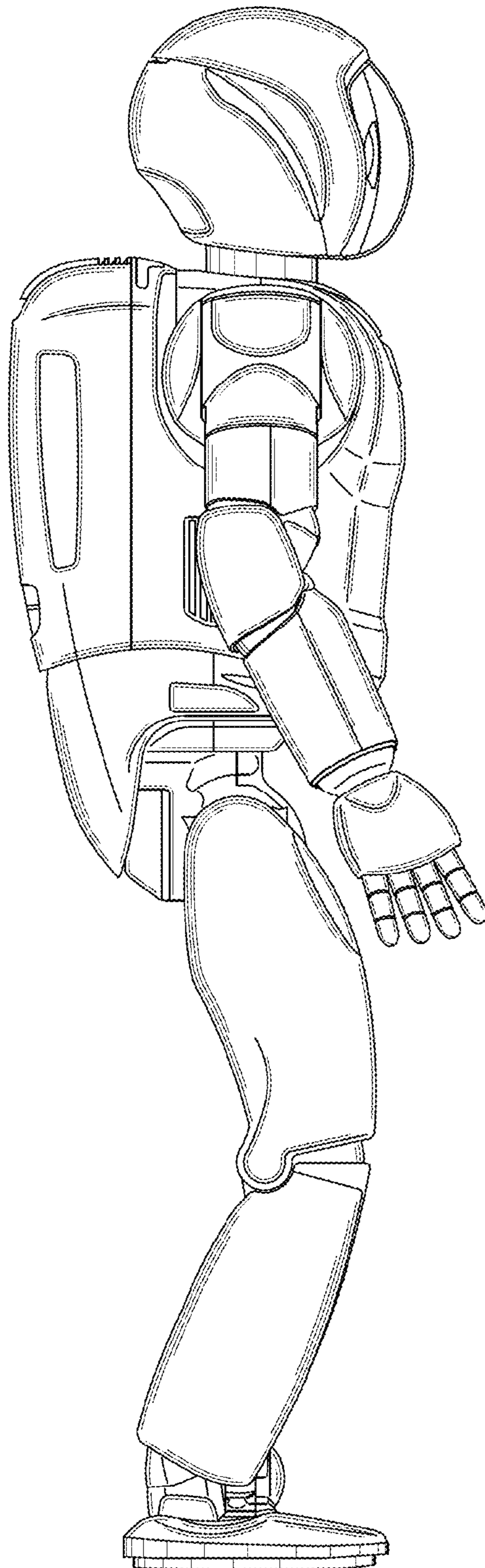


Fig.7

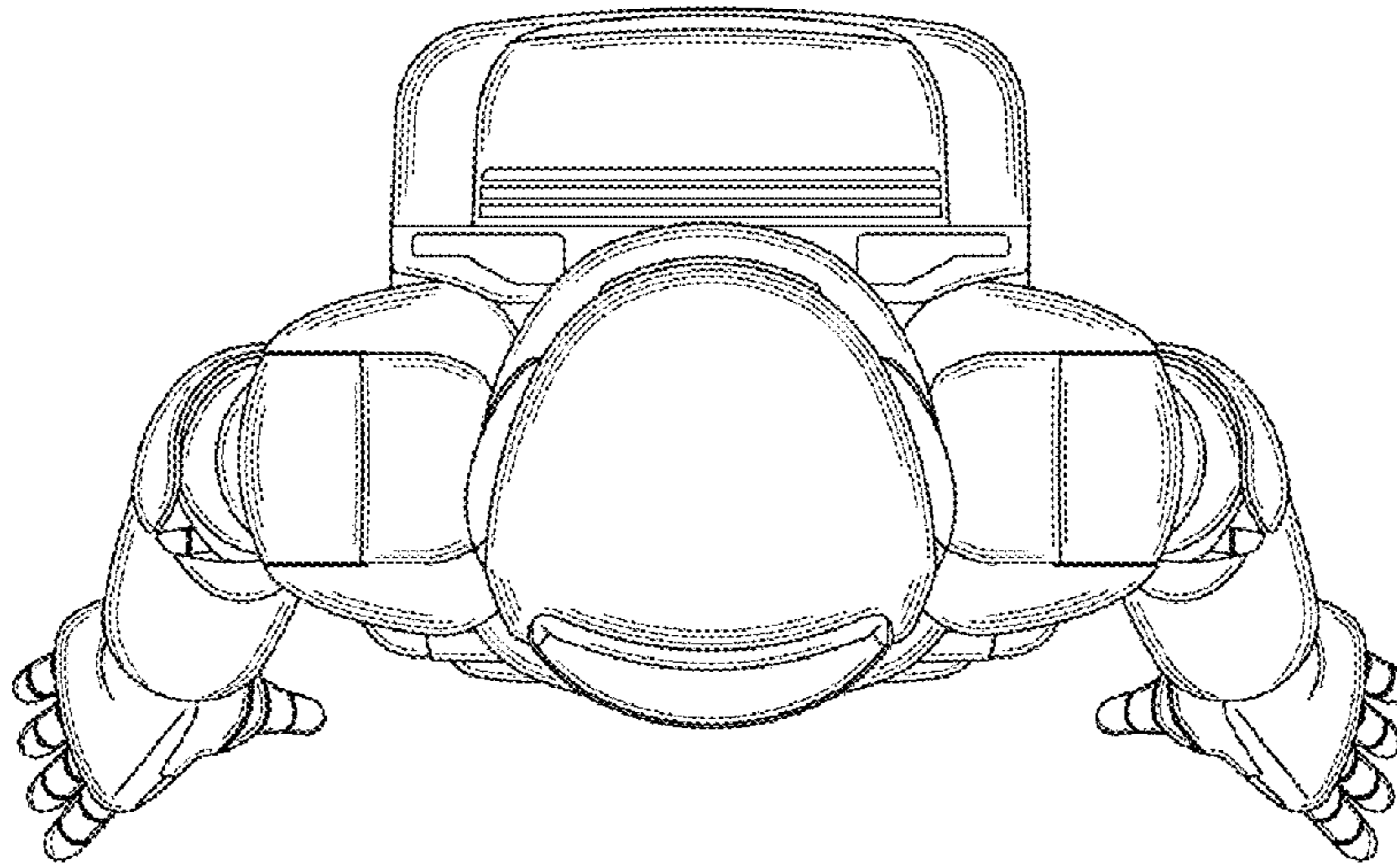


Fig.8

