



US00D677736S

(12) **United States Design Patent**
Dorn et al.

(10) **Patent No.:** **US D677,736 S**

(45) **Date of Patent:** **** *Mar. 12, 2013**

(54) **GAMING CABINET**

(75) Inventors: **Peter Dorn**, Wood Dale, IL (US); **Scott Irving**, Roselle, IL (US); **Larry Lesjak**, Glen Ellyn, IL (US); **Dugan O'Keene**, Forest Park, IL (US)

(73) Assignee: **Elite Casino Products, Inc.**, Itasca, IL (US)

(*) Notice: This patent is subject to a terminal disclaimer.

(**) Term: **14 Years**

(21) Appl. No.: **29/378,794**

(22) Filed: **Nov. 9, 2010**

(51) **LOC (9) Cl.** **21-03**

(52) **U.S. Cl.** **D21/370**

(58) **Field of Classification Search** D21/369-370, D21/372, 375, 385, 397; 273/138.1, 139, 273/142 R; 463/17, 19, 20, 46-47
See application file for complete search history.

(56) **References Cited**

U.S. PATENT DOCUMENTS

D495,755 S * 9/2004 Wurz et al. D21/370

D599,858 S * 9/2009 Lesley et al. D21/370
D615,598 S * 5/2010 McComb et al. D21/370
D622,781 S * 8/2010 Lesley et al. D21/369
D633,950 S * 3/2011 Terpstra et al. D21/369
D637,238 S * 5/2011 O'Keene et al. D21/370

* cited by examiner

Primary Examiner — Sandra Morris

(74) *Attorney, Agent, or Firm* — Richards Patent Law P.C.

(57) **CLAIM**

The ornamental design for a gaming cabinet, as shown and described.

DESCRIPTION

FIG. 1 is a front side perspective view of a gaming cabinet showing our new design;
FIG. 2 is a front view thereof;
FIG. 3 is a top view thereof;
FIG. 4 is a right side view thereof; and,
FIG. 5 is a left side view thereof.
Those portions of the figures that are presented in broken lines merely illustrate the environment of the design and are not part of the claimed design.

1 Claim, 5 Drawing Sheets

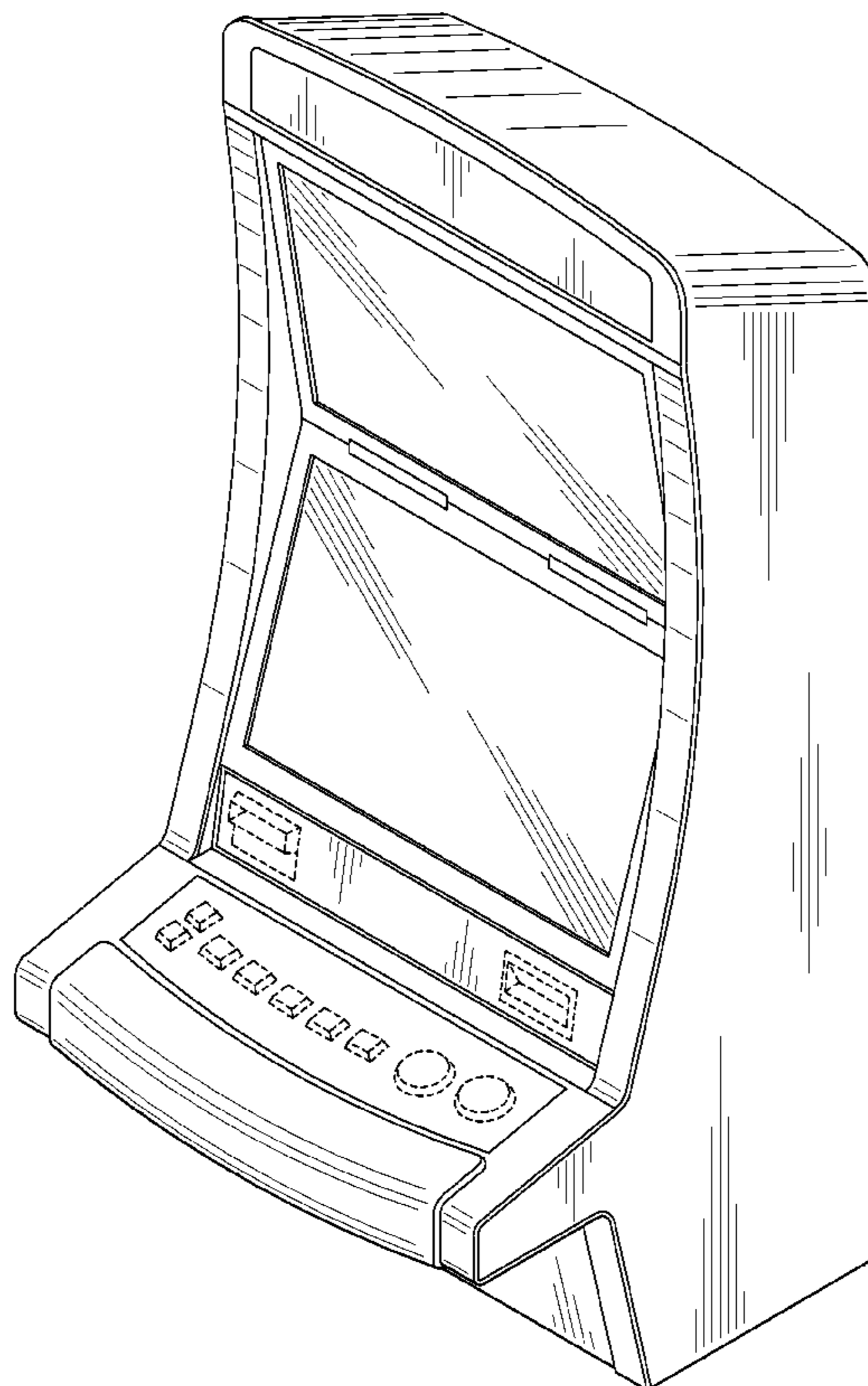


FIG. 1

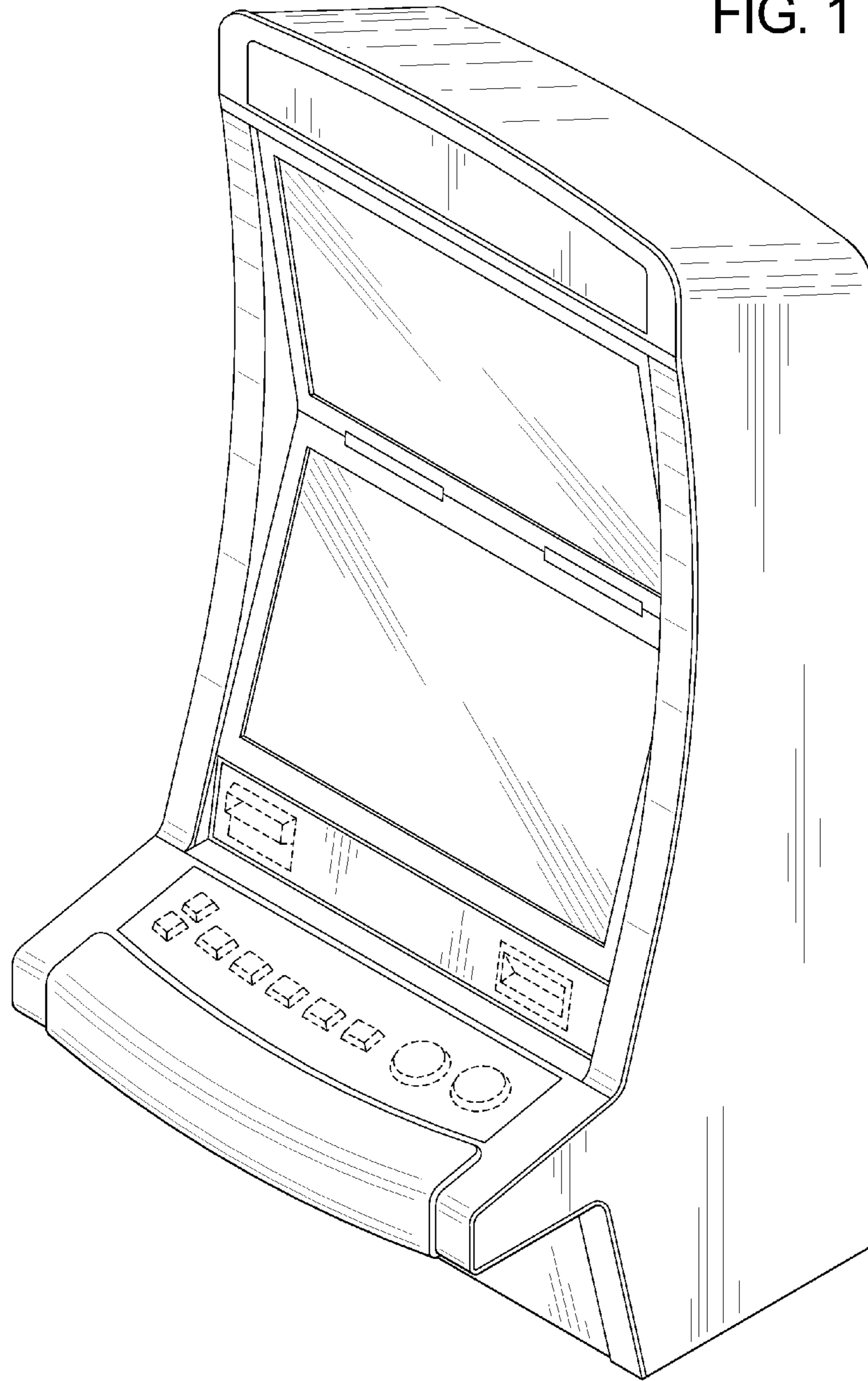


FIG. 2

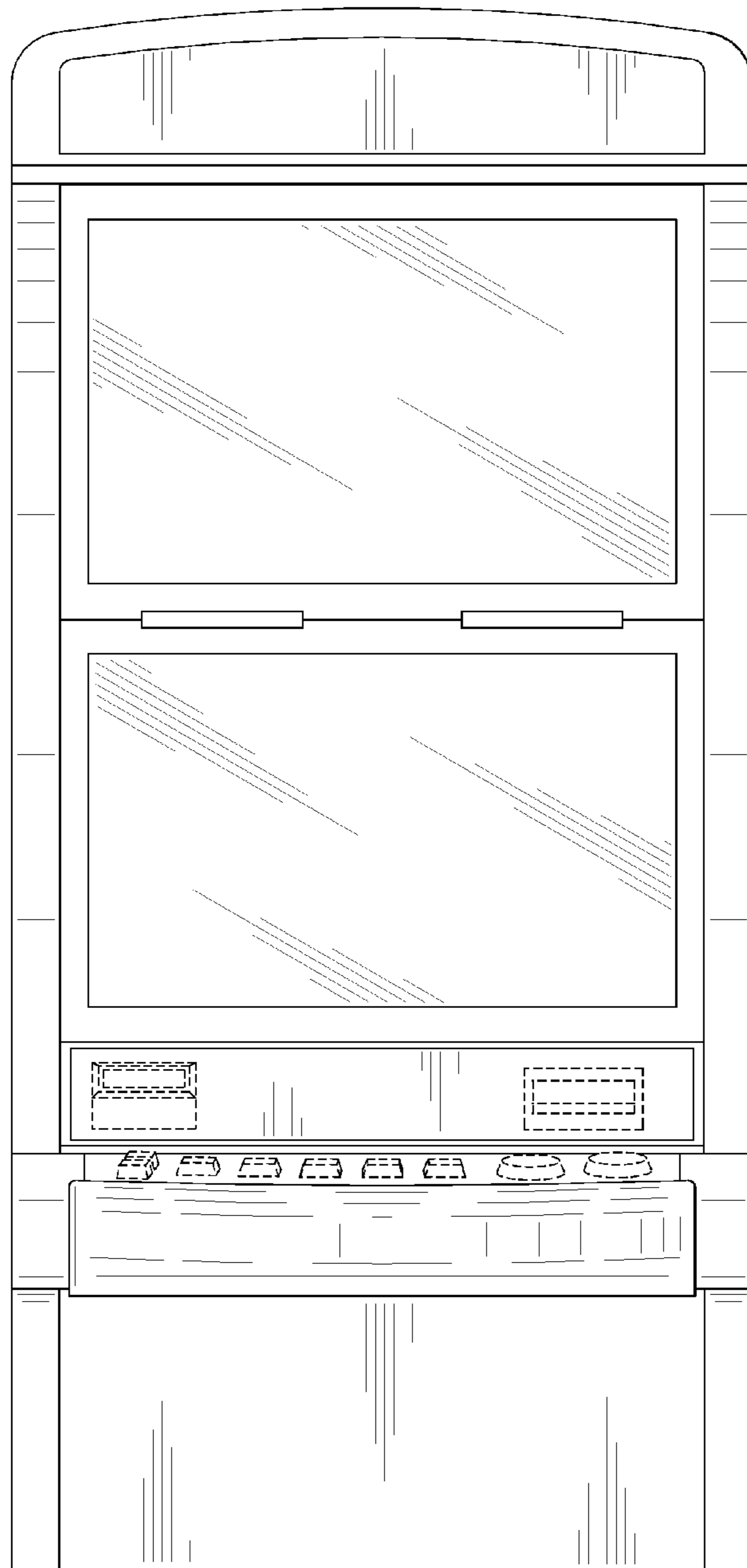


FIG. 3

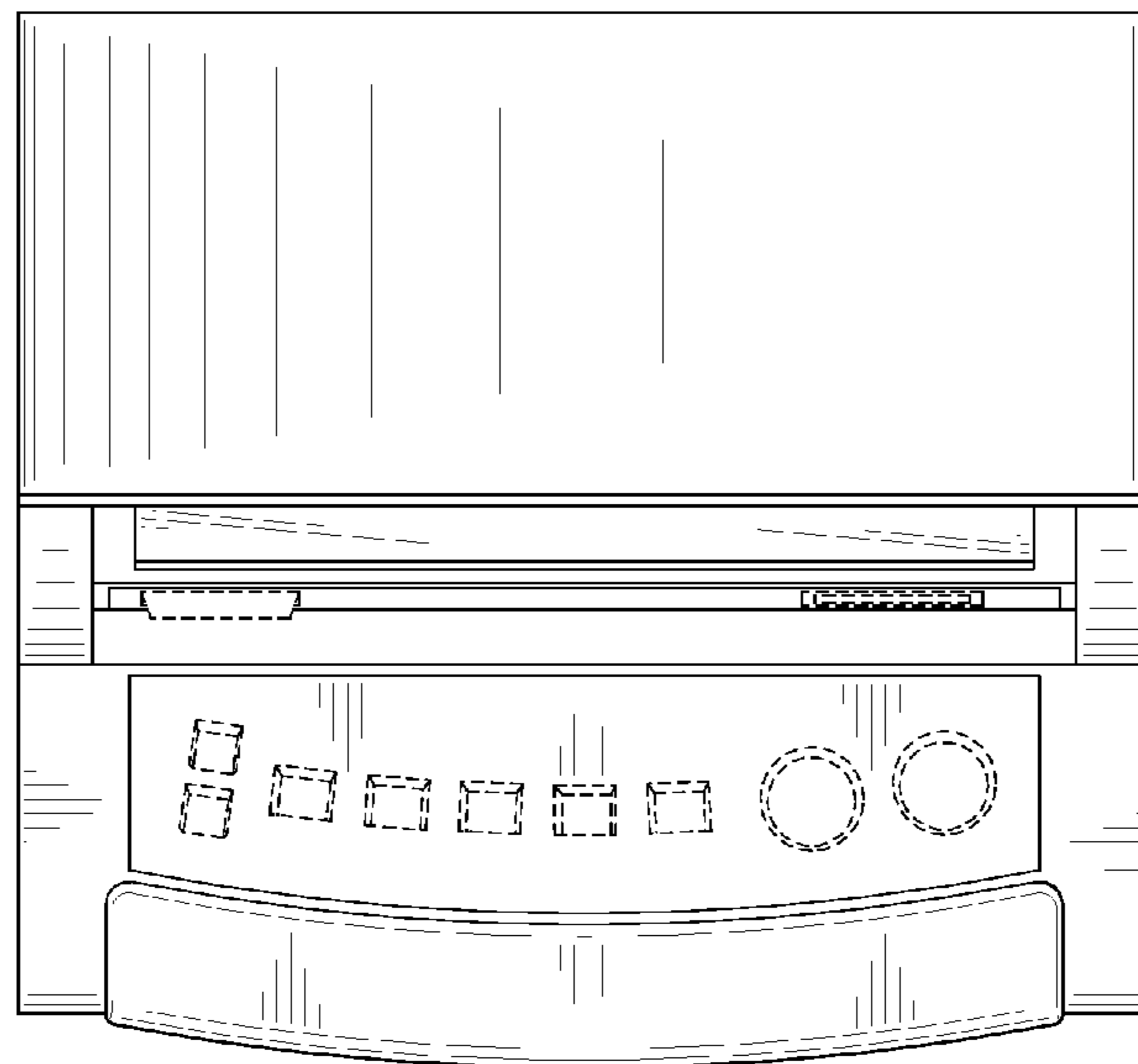


FIG. 4




FIG. 5

