



US00D677715S

(12) **United States Design Patent**
Rubin

(10) **Patent No.:** **US D677,715 S**

(45) **Date of Patent:** **** Mar. 12, 2013**

(54) **FLEXIBLE COVER FOR A CALCULATOR**

(75) Inventor: **Jonathan Rubin**, Brooklyn, NY (US)

(73) Assignee: **Jonathan Rubin**, Brooklyn, NY (US)

(**) Term: **14 Years**

(21) Appl. No.: **29/421,431**

(22) Filed: **Jul. 26, 2012**

(51) **LOC (9) Cl.** **18-01**

(52) **U.S. Cl.** **D18/12; D18/11**

(58) **Field of Classification Search** D14/218,
D14/248, 250, 341-347, 387; D18/1, 2,
D18/4.4, 4.5, 6-12, 12.1-12.3; D21/512;
235/58 R, 59 A, 59 BC-59 BH, 59 CP, 59 T,
235/59 TP, 61 R; 708/100, 105, 130

See application file for complete search history.

(56) **References Cited**

U.S. PATENT DOCUMENTS

D330,907 S	*	11/1992	Burke	D18/7
D368,111 S	*	3/1996	Komatsu et al.	D18/7
D394,449 S	*	5/1998	Shimizu	D18/7
D456,800 S	*	5/2002	Rade	D14/248
D485,831 S	*	1/2004	Clark et al.	D14/248

D485,833 S * 1/2004 Maruska et al. D14/248

D487,456 S * 3/2004 Maruska et al. D14/248

D488,152 S * 4/2004 Arbisi D14/248

D560,712 S * 1/2008 de Brebisson D18/7

D648,332 S * 11/2011 Kim et al. D14/248

* cited by examiner

Primary Examiner — Garth Rademaker

(74) *Attorney, Agent, or Firm* — Jonathan E. Grant; Grant Patent Services


(57) **CLAIM**

The ornamental design for a flexible cover for a calculator, as shown and described.

DESCRIPTION

FIG. 1 is a front view of a flexible cover for a calculator;
FIG. 2 is a side view thereof;
FIG. 3 is a top view thereof;
FIG. 4 is a rear view thereof, shown with a portion bent outwards; and,
FIG. 5 is a bottom view thereof.
The broken lines shown in FIG. 4 depict a portion of the flexible cover for a calculator which forms no part of the claimed design.

1 Claim, 2 Drawing Sheets



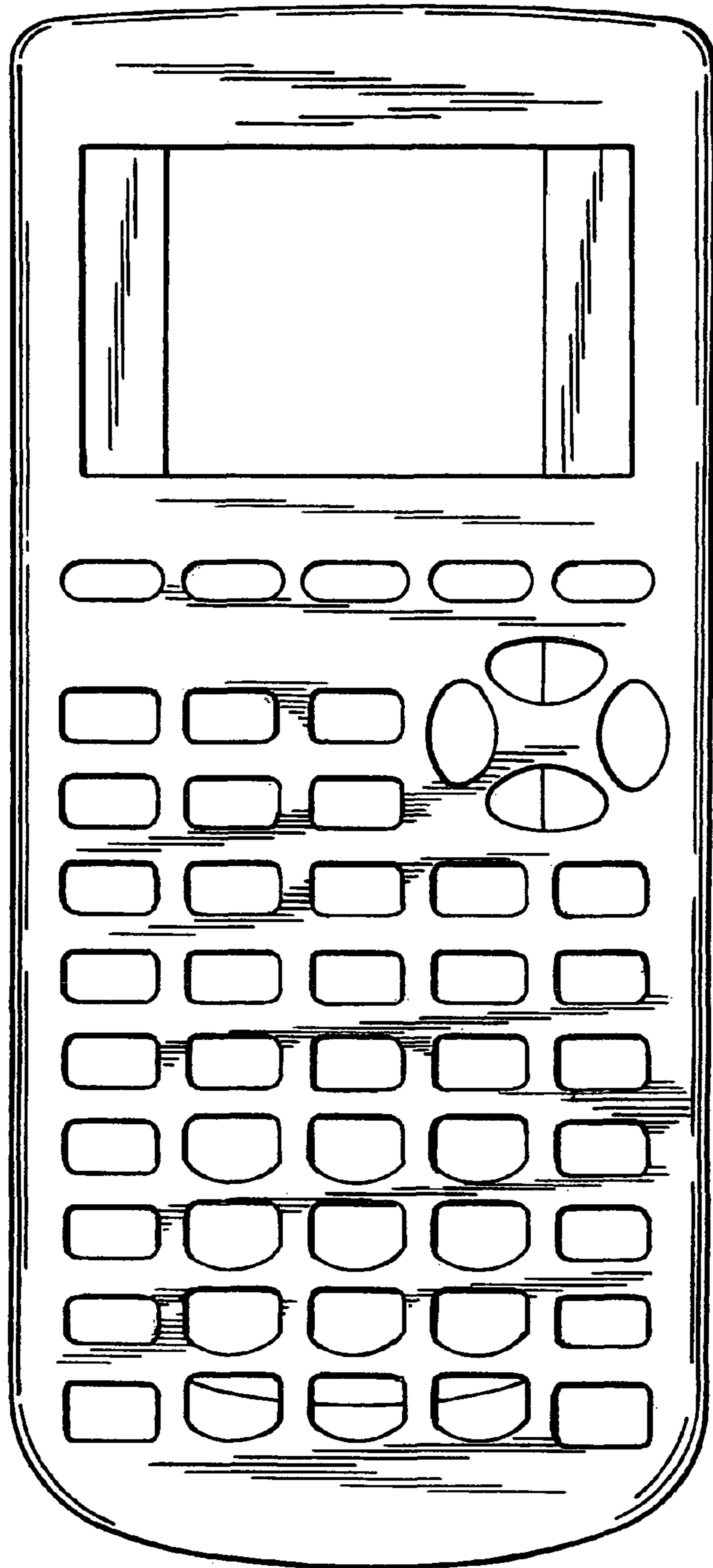


Fig. 1




Fig. 2

Fig.3




Fig.4

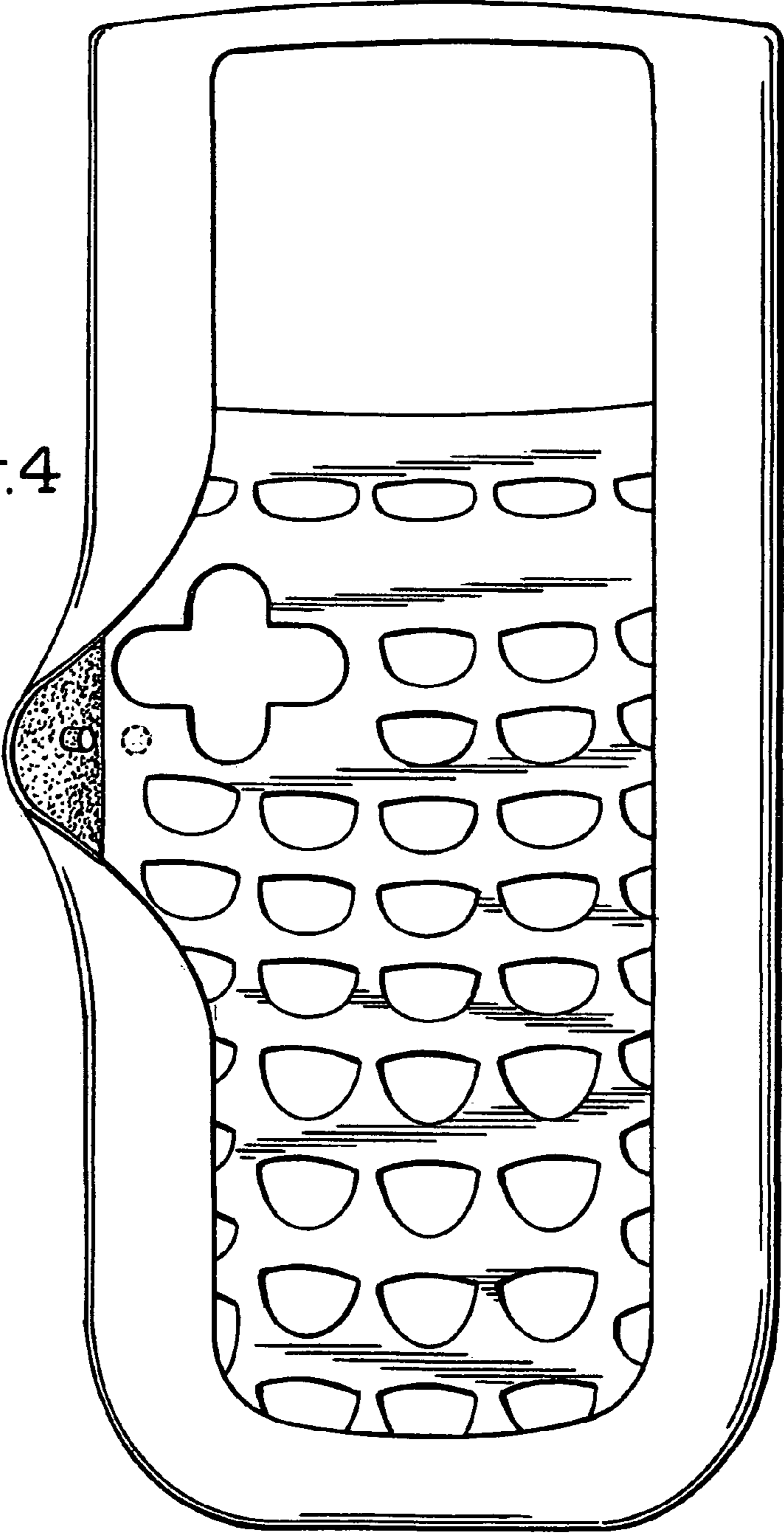


Fig.5

